

US00D950869S

(12) **United States Design Patent** (10) **Patent No.:** **US D950,869 S**
Palomino (45) **Date of Patent:** **** May 3, 2022**

(54) **CLEANING WIPE**

(71) Applicant: **Luis Palomino**, Aurora, CO (US)

(72) Inventor: **Luis Palomino**, Aurora, CO (US)

(**) Term: **15 Years**

(21) Appl. No.: **29/669,436**

(22) Filed: **Nov. 8, 2018**

(51) **LOC (13) Cl.** **07-05**

(52) **U.S. Cl.**

USPC **D32/40**

CPC **A41D 23/00** (2013.01)

(58) **Field of Classification Search**

USPC D32/40, 43-46, 50-52, 14; D8/47,
D8/82-86, 90

CPC A46B 5/04; A46B 2200/01; A46B
2200/1066; A41D 23/00; G06K 7/10;
A47C 9/00; A47G 33/00; A63B 26/00

See application file for complete search history.

(56) **References Cited**

U.S. PATENT DOCUMENTS

1,731,340	A	10/1929	Lambert	
4,902,283	A	2/1990	Rojko	
D365,425	S *	12/1995	Breshears	D32/40
D385,660	S	10/1997	Conterelli	
D391,710	S *	3/1998	Hanaoka	D32/40
5,799,331	A	9/1998	Stewart	
5,987,645	A	11/1999	Teaster	
6,047,435	A *	4/2000	Suzuki	A47L 13/46 15/228
6,145,155	A	11/2000	James	
D539,069	S *	3/2007	Hamburg	D6/608
D553,315	S *	10/2007	Lynde	D32/40
D560,321	S *	1/2008	Lynde	D32/40
D563,616	S *	3/2008	Lynde	D32/40
D571,068	S *	6/2008	Lynde	D32/40
D618,874	S *	6/2010	Hagan	D32/42

D657,512	S *	4/2012	Wildeman	D5/56
D657,513	S *	4/2012	Wildeman	D5/56
D745,760	S *	12/2015	White	D32/40
D747,042	S *	1/2016	Busutil	D29/113
D765,930	S *	9/2016	Baldwin	D32/35
D775,773	S *	1/2017	Baldwin	D32/40
D779,142	S *	2/2017	Baldwin	D32/40
D796,762	S *	9/2017	Rush	D32/43
D807,667	S *	1/2018	Cooper	D6/608
D866,107	S *	11/2019	Mendez	D32/40
D885,001	S *	5/2020	Nauss	A61K 8/0208 D32/40

D901,801	S *	11/2020	Aragon	D5/56
2001/0047534	A1 *	12/2001	Sandusky	A41D 19/01 2/158
2003/0213082	A1 *	11/2003	Tanaka	A46B 5/04 15/227

* cited by examiner

Primary Examiner — Richard E Chilcot

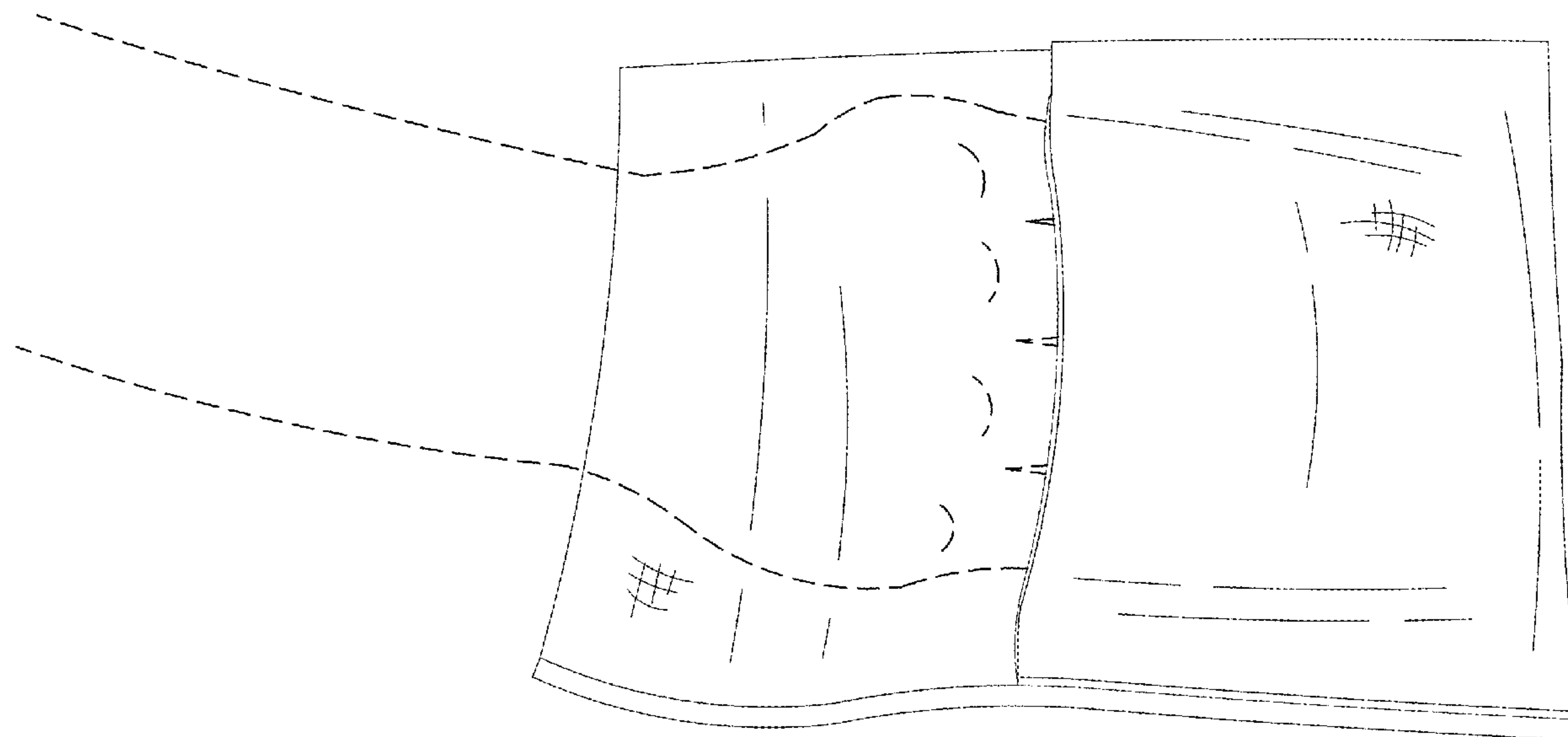
(57) **CLAIM**

The ornamental design for a cleaning wipe, as shown and described.

DESCRIPTION

FIG. 1 is a front view of a cleaning wipe showing my new design;
 FIG. 2 is a rear view of the cleaning wipe;
 FIG. 3 is a left side view of the cleaning wipe;
 FIG. 4 is a right side view of the cleaning wipe;
 FIG. 5 is a top view of the cleaning wipe;
 FIG. 6 is a bottom view of the cleaning wipe;
 FIG. 7 is a bottom front side perspective view of the cleaning wipe; and,
 FIG. 8 is a bottom front perspective view of the cleaning wipe in use.
 The broken lines in FIG. 8 are illustrative of environmental structure forming no part of the claimed design.

1 Claim, 5 Drawing Sheets



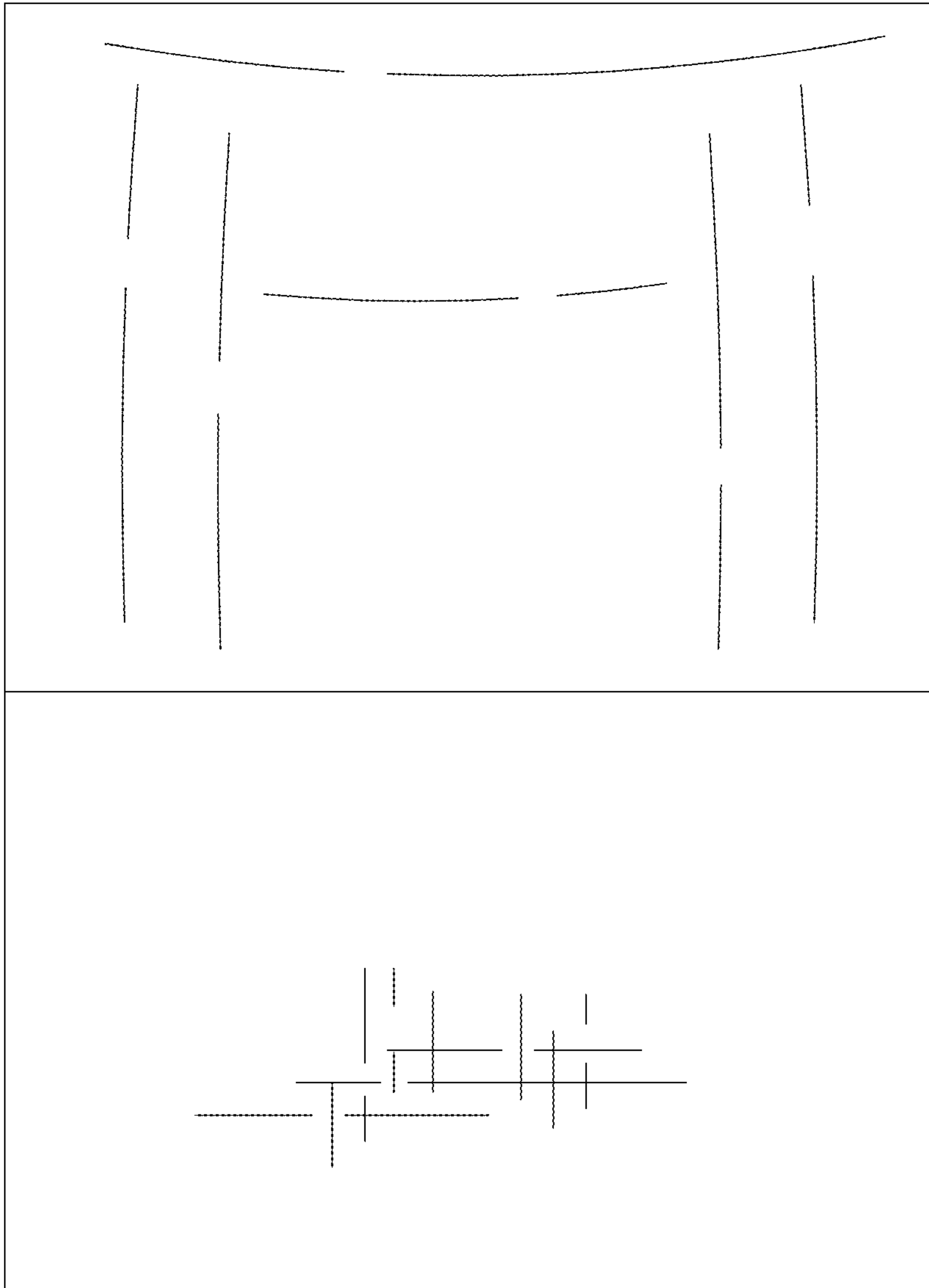


FIG. 1

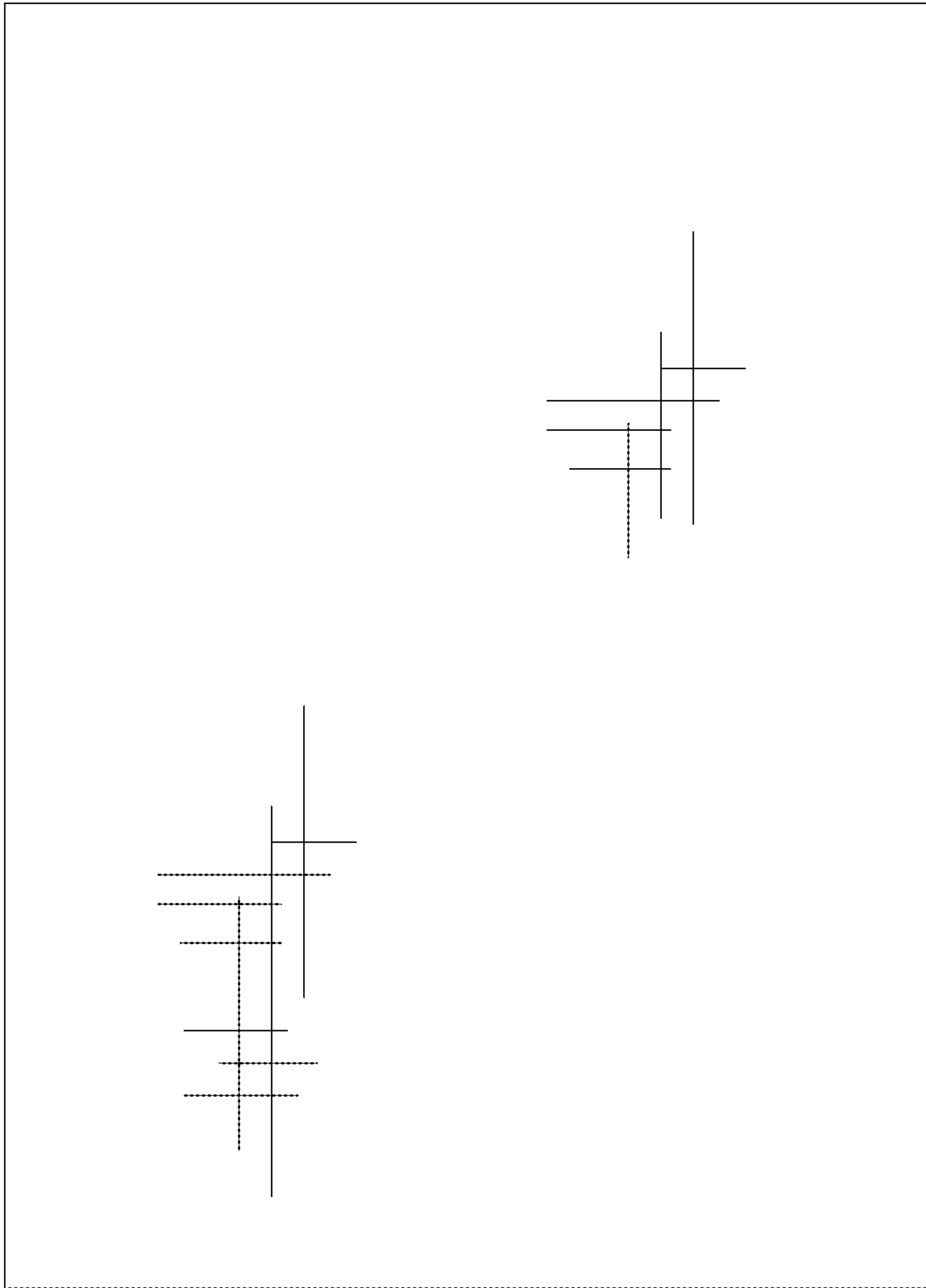


FIG. 2

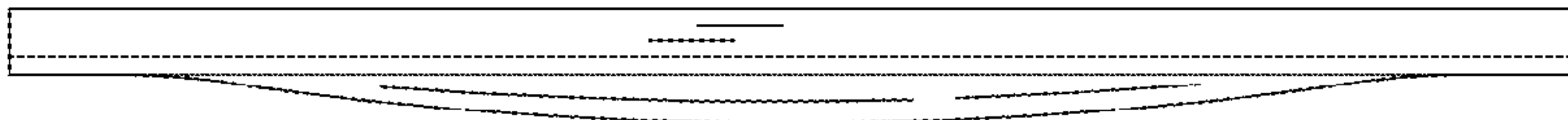


FIG. 4




FIG. 3

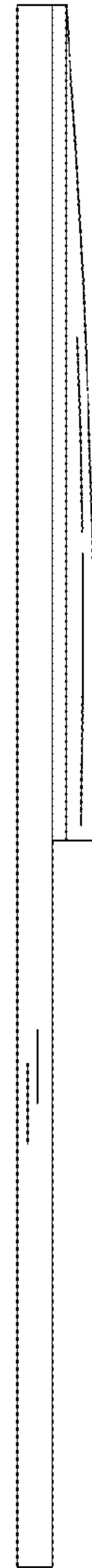


FIG. 5




FIG. 6

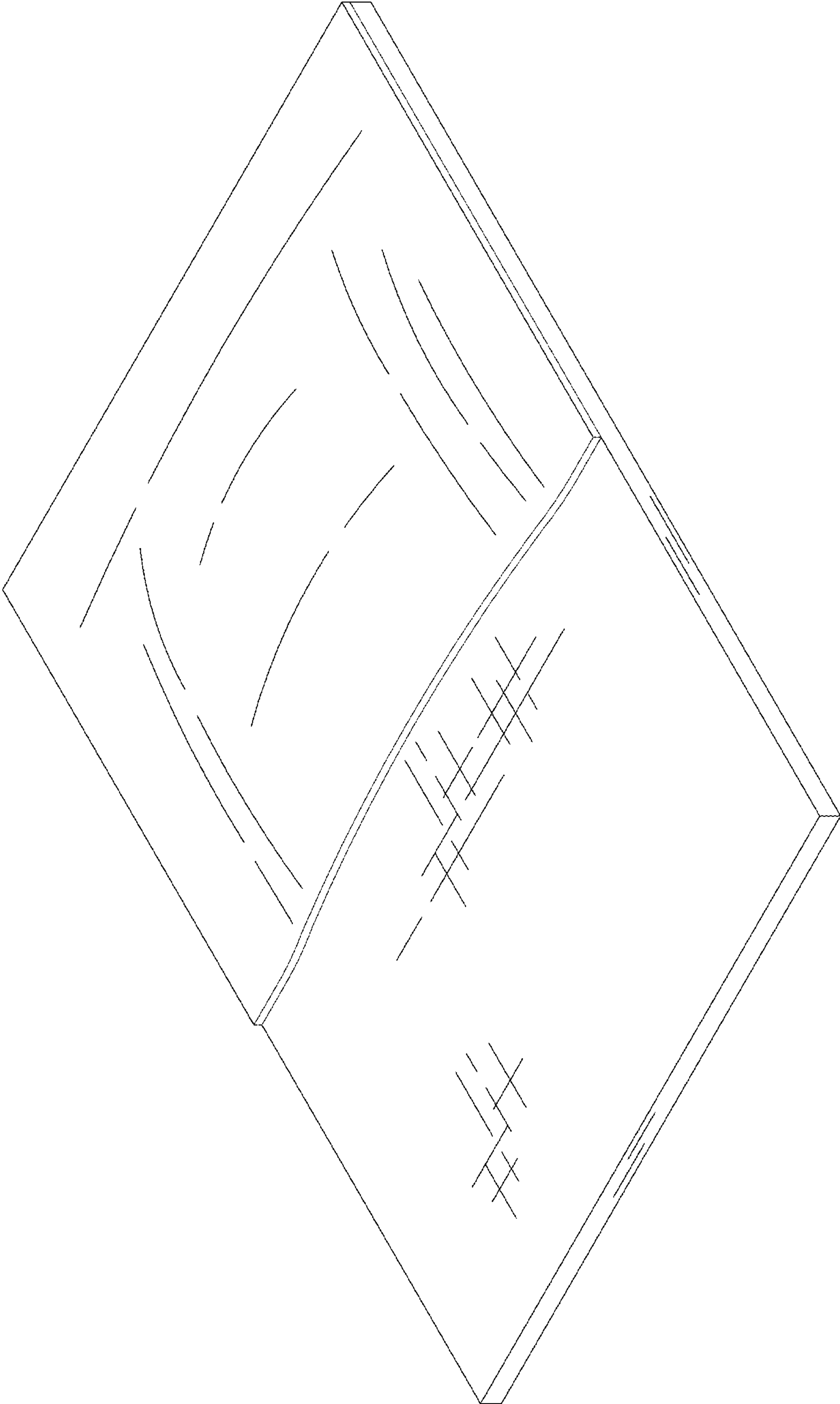


FIG. 7

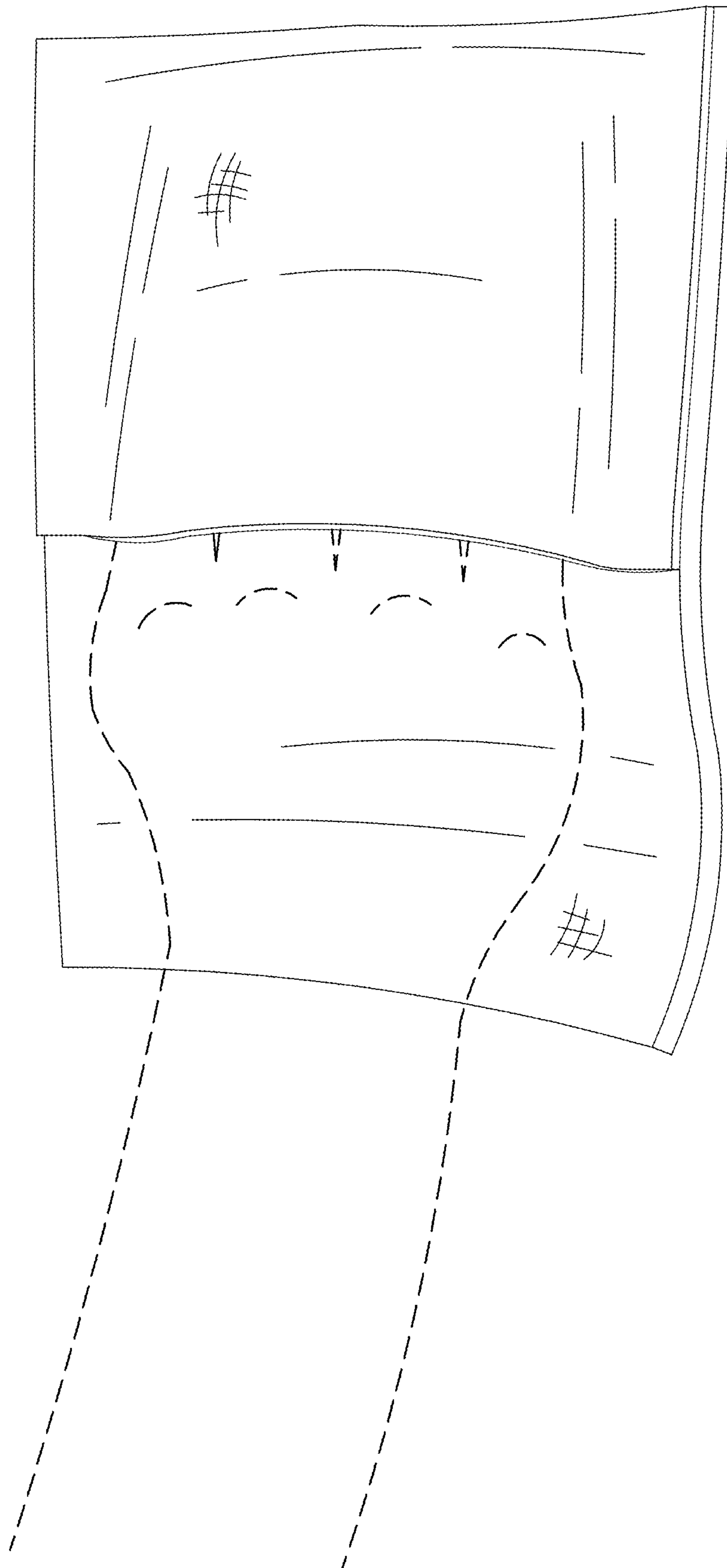


FIG. 8