



US00D950853S

(12) **United States Design Patent** (10) **Patent No.:** **US D950,853 S**
Luo (45) **Date of Patent:** **** May 3, 2022**

(54) **HAIR REMOVER**

(71) Applicant: **Dewei Luo**, Shenzhen (CN)

(72) Inventor: **Dewei Luo**, Shenzhen (CN)

(**) Term: **15 Years**

(21) Appl. No.: **29/764,563**

(22) Filed: **Dec. 30, 2020**

(30) **Foreign Application Priority Data**

Jul. 3, 2020 (CN) 202030354586.8

(51) **LOC (13) Cl.** **28-03**

(52) **U.S. Cl.**
USPC **D28/53**

(58) **Field of Classification Search**
USPC D28/10, 45, 49-54, 85; D19/163;
D9/529; D24/113
CPC B26B 19/148; B26B 19/38; B26B 19/384;
B26B 19/00; B26B 19/04; B26B 19/06;
B26B 19/10; B26B 19/12; B26B 19/14;
B26B 21/00; A45D 26/00; A45D 26/008;
A45D 26/0061
See application file for complete search history.

(56) **References Cited**

U.S. PATENT DOCUMENTS

- D201,420 S * 6/1965 Bernard D28/89
- 5,041,123 A * 8/1991 Oliveau A45D 26/0028
606/133
- D334,969 S * 4/1993 Gudefin D28/44
- D352,110 S * 11/1994 Schneider D28/10
- D352,355 S * 11/1994 Schneider D28/10
- D355,968 S * 2/1995 Schneider D28/10
- D355,969 S * 2/1995 Schneider D28/10

- D497,035 S * 10/2004 Khubani D28/53
- D497,038 S * 10/2004 Tsai D9/561
- D561,941 S * 2/2008 Khubani D28/53
- D673,264 S * 12/2012 Kunze D24/113
- D796,025 S * 8/2017 Lo D24/111
- D800,387 S * 10/2017 Ino D28/53
- D841,247 S * 2/2019 Stowers D28/50
- D857,294 S * 8/2019 Levy D28/53
- D888,341 S * 6/2020 Stowers D28/51
- D898,286 S * 10/2020 Khubani D28/51
- D933,893 S * 10/2021 Luo D28/50
- 2005/0144783 A1 * 7/2005 Yiu B26B 21/00
30/29.5
- 2018/0333875 A1 * 11/2018 Lau B26B 19/3873

* cited by examiner

Primary Examiner — Alison M Ofstun

(57) **CLAIM**

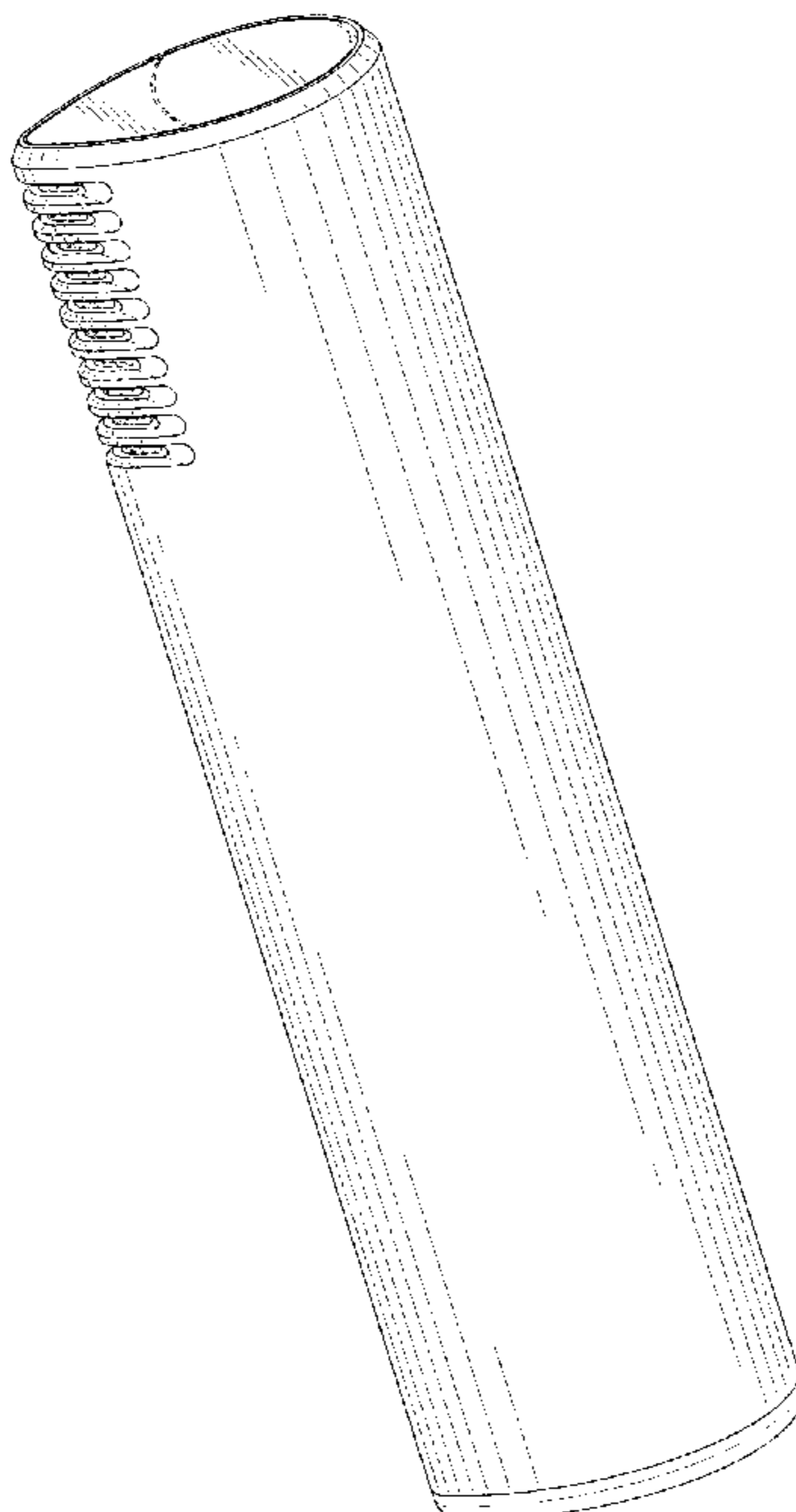
The ornamental design for a hair remover, as shown and described.

DESCRIPTION

FIG. 1 is a perspective view of a hair remover showing my new design;
FIG. 2 is another perspective view thereof;
FIG. 3 is a front elevational view thereof;
FIG. 4 is a rear elevational view thereof;
FIG. 5 is a left side elevational view thereof;
FIG. 6 is a right side elevational view thereof;
FIG. 7 is a top plan view thereof;
FIG. 8 is a bottom plan view thereof; and,
FIG. 9 is a perspective view of the hair remover in a second state.

The broken lines in the drawings are for the purpose of illustrating portions of the hair remover that form no part of the claimed design.

1 Claim, 9 Drawing Sheets



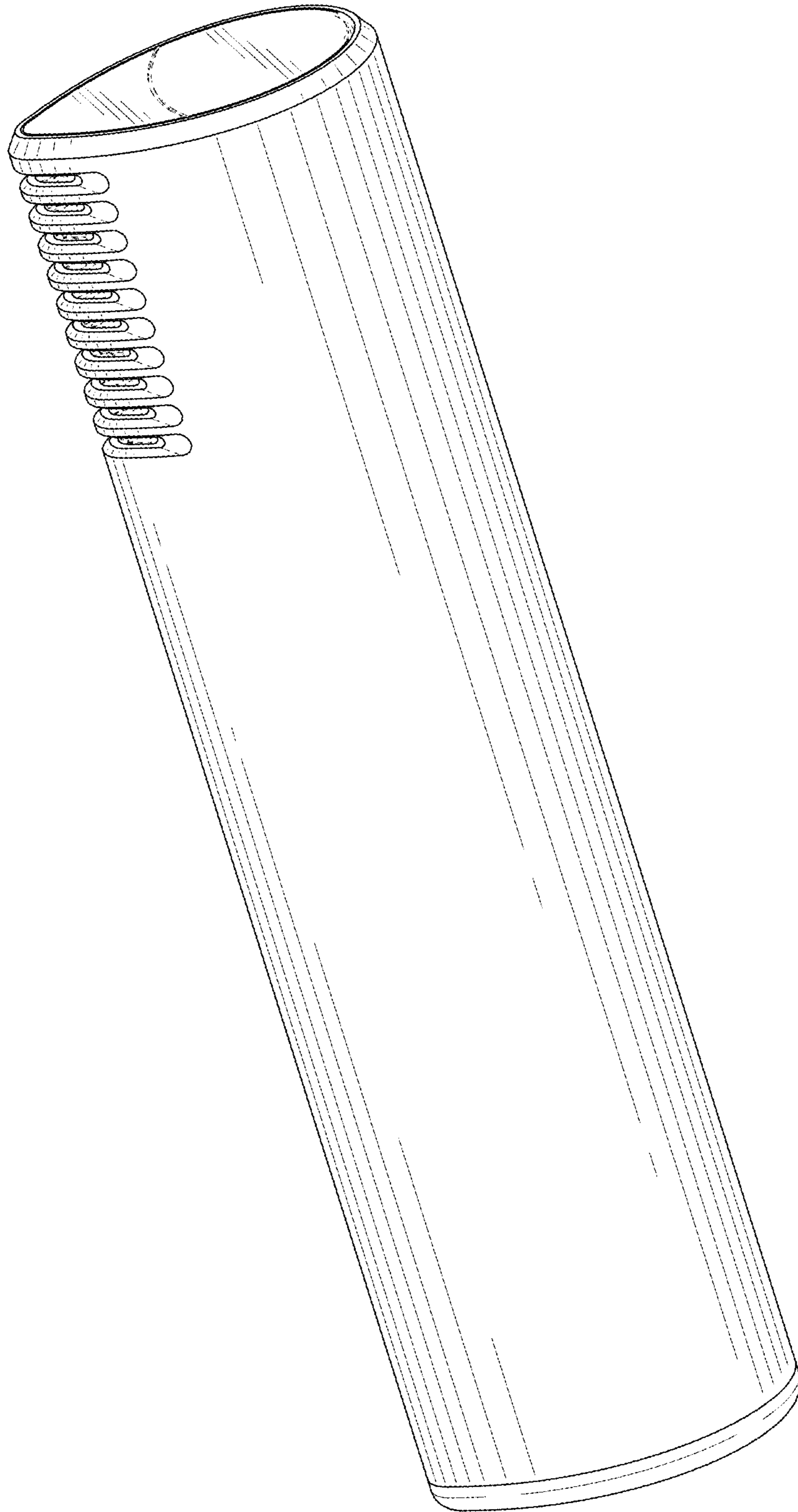


FIG. 1

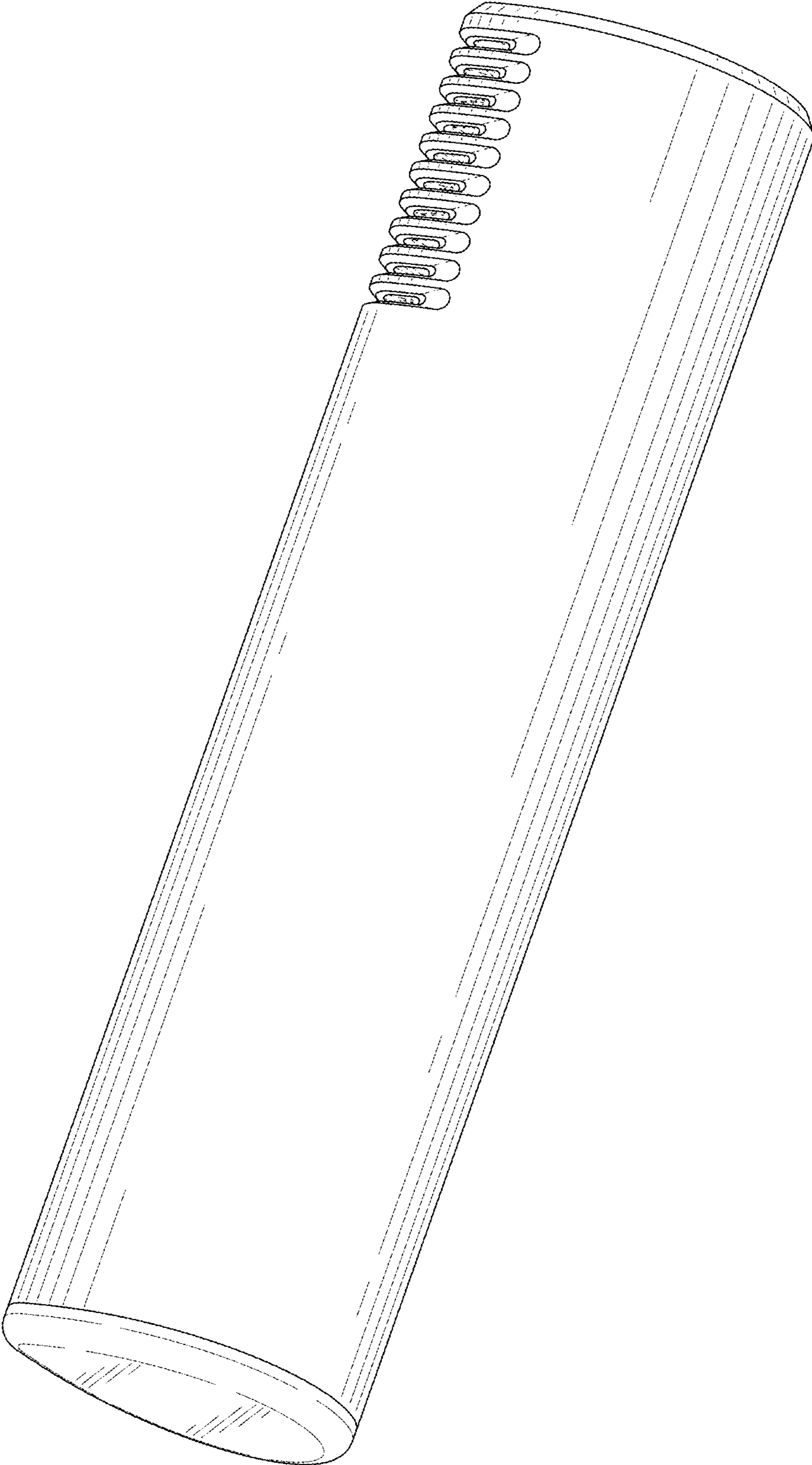


FIG. 2




FIG. 3




FIG. 4




FIG. 5




FIG. 6

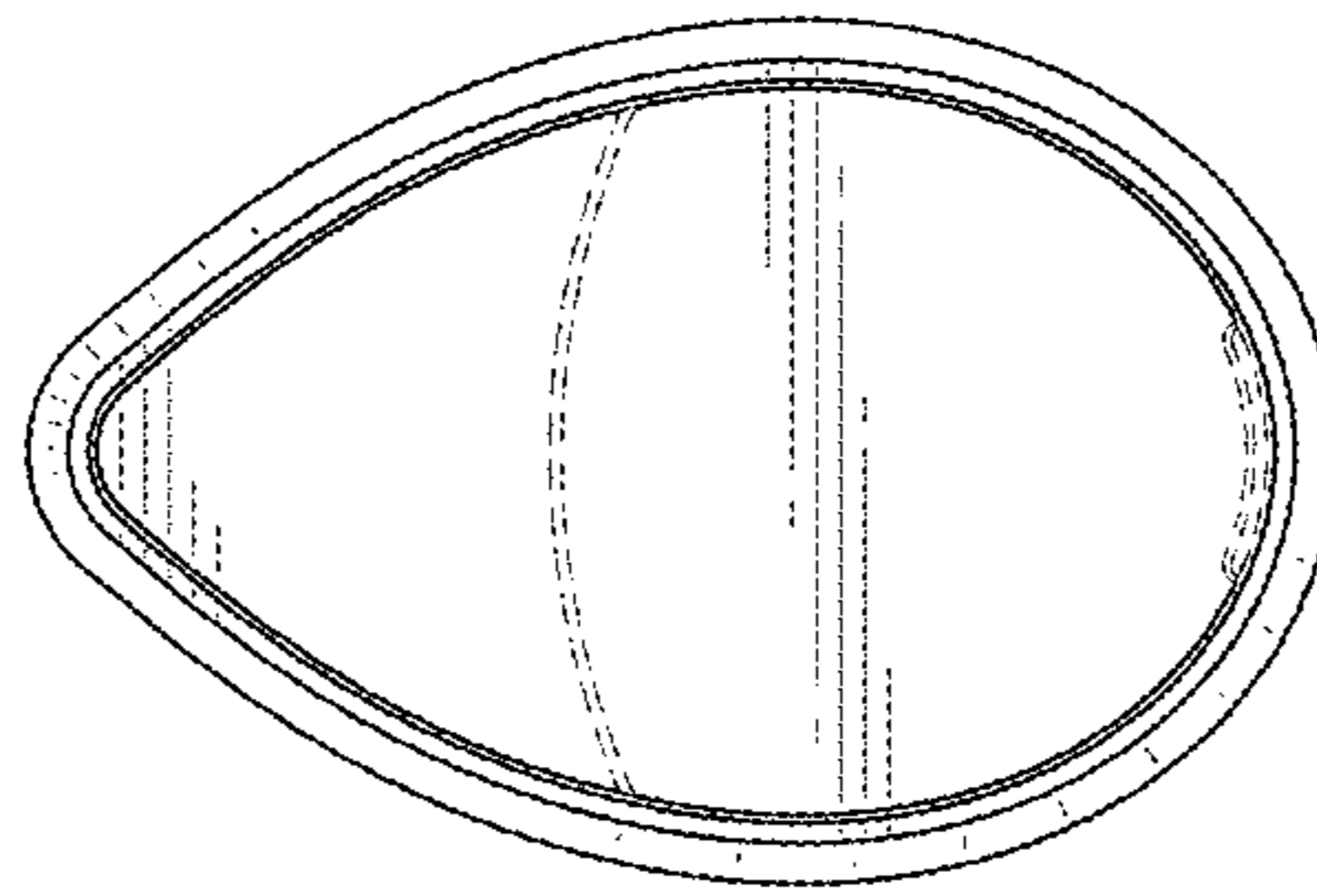


FIG. 7

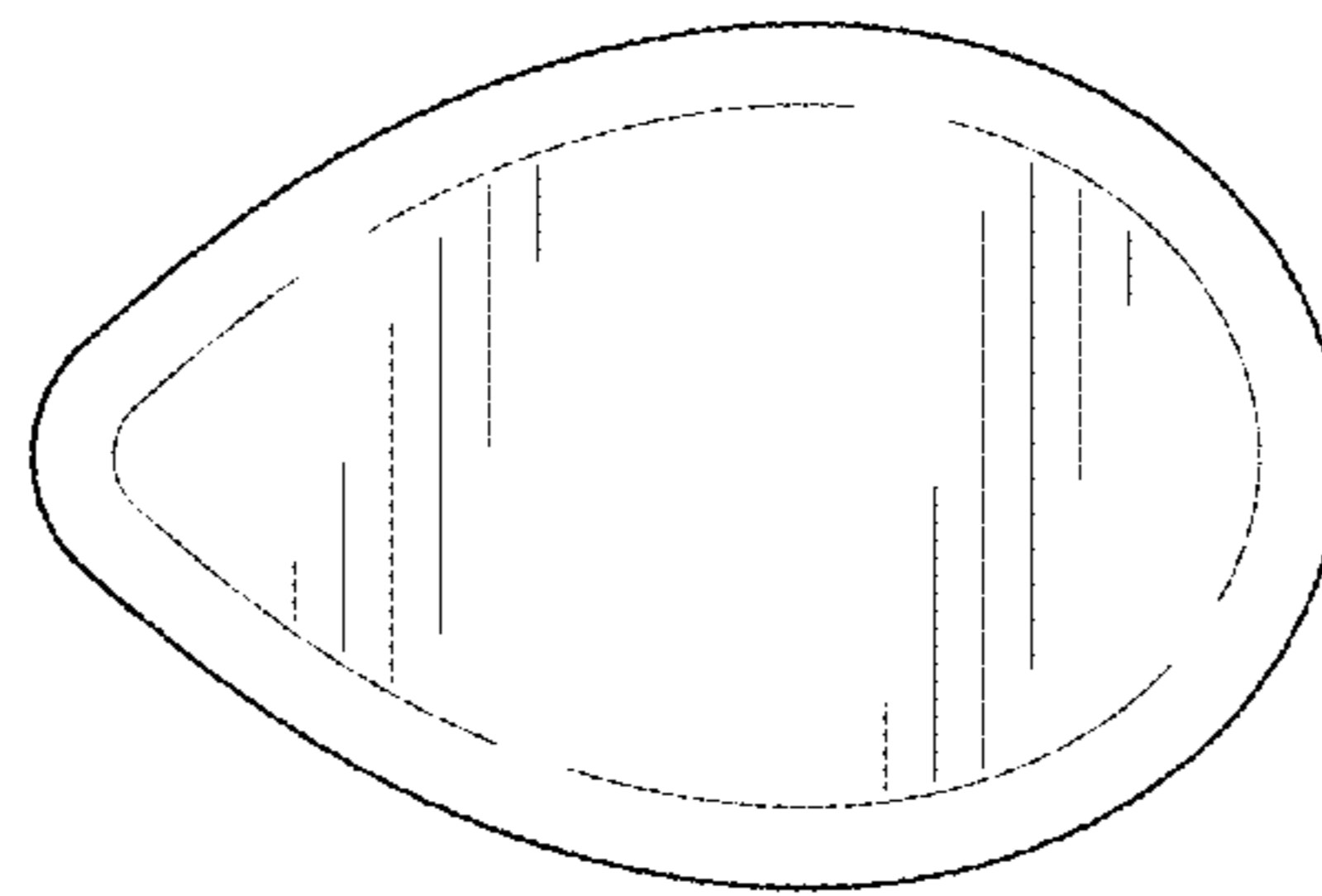


FIG. 8

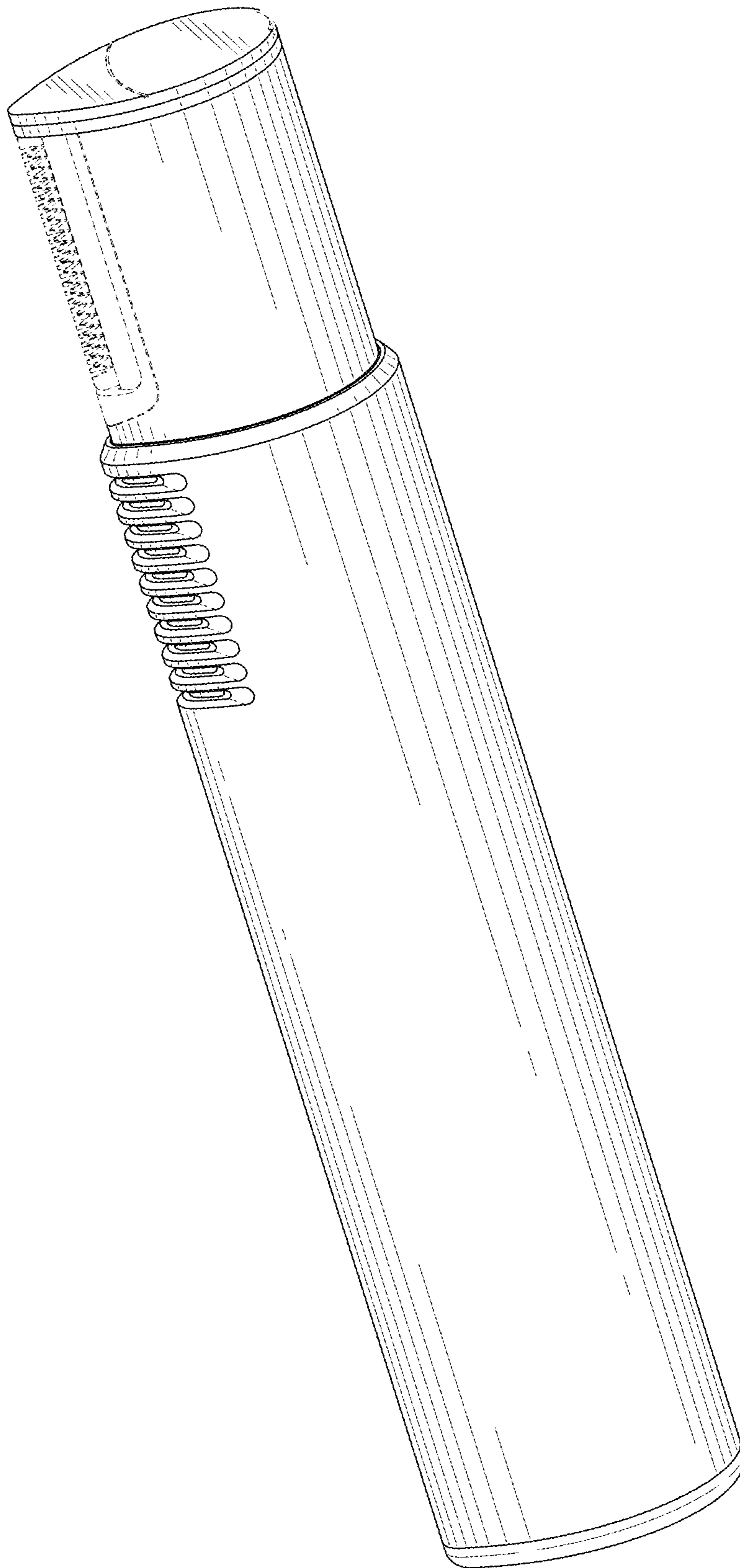


FIG. 9