



US00D950843S

(12) **United States Design Patent**
Maceda

(10) **Patent No.:** **US D950,843 S**

(45) **Date of Patent:** **** *May 3, 2022**

(54) **CIGAR BOX**

(71) Applicant: **Yanko Maceda**, Tampa, FL (US)

(72) Inventor: **Yanko Maceda**, Tampa, FL (US)

(*) Notice: This patent is subject to a terminal disclaimer.

(**) Term: **15 Years**

(21) Appl. No.: **29/680,924**

(22) Filed: **Feb. 21, 2019**

(51) **LOC (13) Cl.** **27-06**

(52) **U.S. Cl.**

USPC **D27/186**

(58) **Field of Classification Search**

USPC D27/186, 187-192, 172-175; 208/242, 208/248, 256, 264, 265; 220/4.21, 4.24, 220/4.26; 131/187, 240.1, 242, 219, 329

CPC A24F 15/00; A24F 15/01; A24F 15/02; A24F 15/08; A24F 15/10; A24F 15/18; A24F 15/20

See application file for complete search history.

(56) **References Cited**

U.S. PATENT DOCUMENTS

D28,729 S *	5/1898	Nieding, II	D27/189
1,049,998 A	1/1913	Colling, Jr.		
1,090,693 A	3/1914	Danforth		
1,092,961 A	4/1914	Thomas		
1,824,218 A	9/1931	Leiman		
D106,673 S	10/1937	Olp		
2,211,853 A	8/1940	Johnson		
D142,450 S	9/1945	Toklas		
D253,072 S	10/1979	Blanc		
D384,823 S	10/1997	Sugar et al.		
D396,732 S	8/1998	Bucher		
D398,715 S	9/1998	Descalzo		
D398,716 S	9/1998	Schoen		
5,829,451 A	11/1998	Barber		
D410,567 S	6/1999	Savarino		

D414,891 S	10/1999	Schmaling et al.		
D416,105 S	11/1999	Garrison et al.		
6,003,706 A *	12/1999	Rosen	B65D 81/3816 220/4.26
6,041,956 A *	3/2000	Kao	H05K 5/04 220/4.02
D612,095 S	3/2010	Brown		
D731,325 S *	6/2015	Loessin	D9/737
D741,063 S	10/2015	Broyles et al.		
D754,920 S *	4/2016	Domon	D27/189
D775,415 S *	12/2016	Beardsall	D27/187

(Continued)

OTHER PUBLICATIONS

<https://www.ebay.co.uk/itm/Vintage-Metal-Cigar-Box-Humidor-Sponges-Inside-RARE-/283439661989> (Jun. 18, 2020).*

Primary Examiner — Marissa J Cash

Assistant Examiner — Rebecca Tsehaye

(74) *Attorney, Agent, or Firm* — Stanton IP Law Firm, P.A.

(57) **CLAIM**

The ornamental design for a cigar box, as shown and described.

DESCRIPTION

FIG. 1 is a front perspective view of a cigar box, showing my new design;

FIG. 2 is a top plan view thereof;

FIG. 3 is a bottom plan view thereof;

FIG. 4 is a front elevation view thereof;

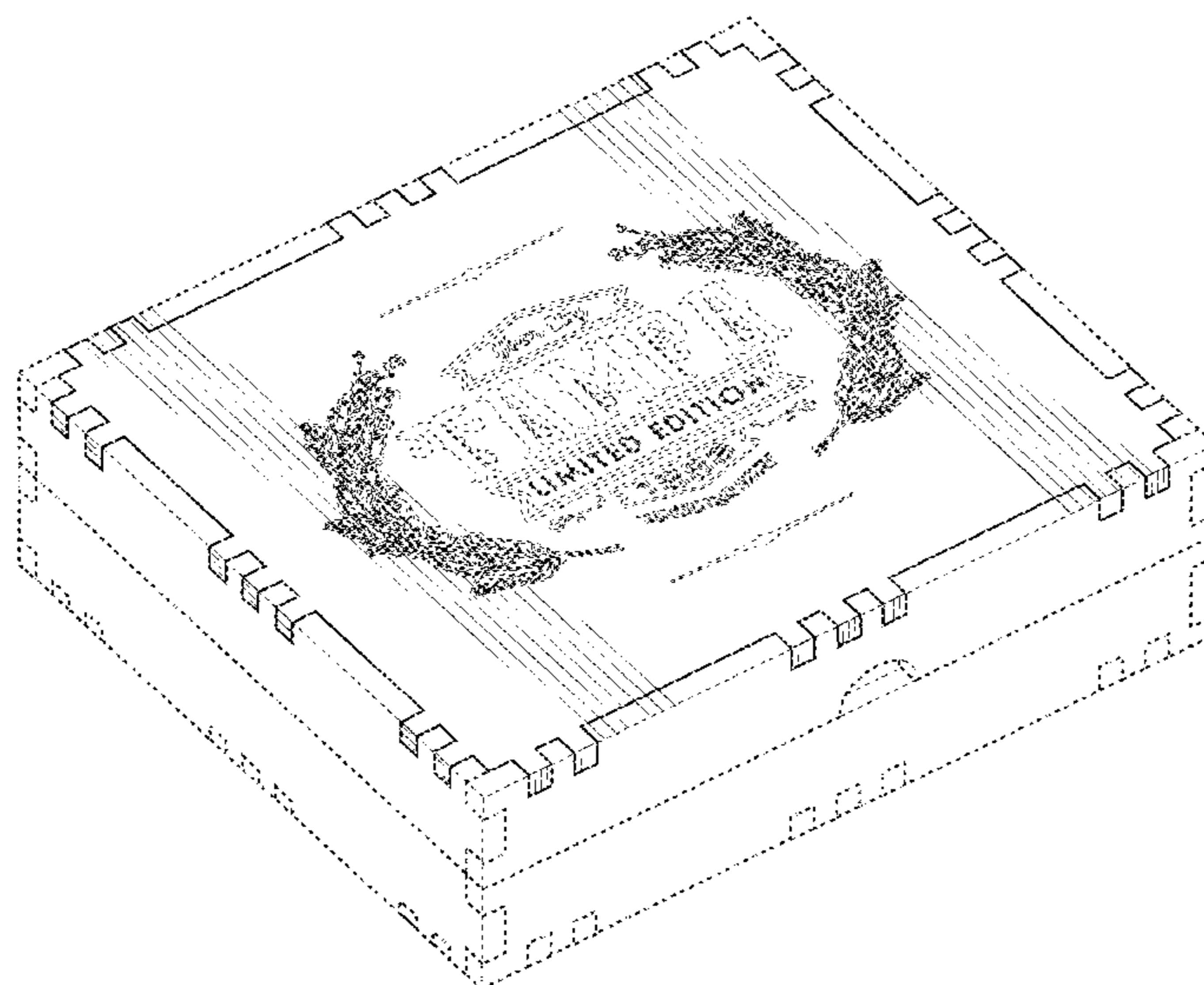
FIG. 5 is a rear elevation view thereof;

FIG. 6 is a left-side elevation view thereof; and,

FIG. 7 is a right-side elevation view thereof.

In the drawings, the claimed design is defined by shaded surfaces; broken lines immediately adjacent shaded surfaces represent boundaries of the claim and form no part thereof; all other broken lines depict unclaimed portions of the cigar box that form no part of the claimed design.

1 Claim, 5 Drawing Sheets



(56)

References Cited

U.S. PATENT DOCUMENTS

D811,005	S	*	2/2018	Fath	D27/189
D815,343	S	*	4/2018	Kesselman	D27/187
D867,128	S	*	11/2019	Keary	D9/432
D887,282	S	*	6/2020	O'Neill	D9/737
2015/0173989	A1		6/2015	Mitchell	
2015/0183177	A1		7/2015	Blay Orenga et al.	

* cited by examiner

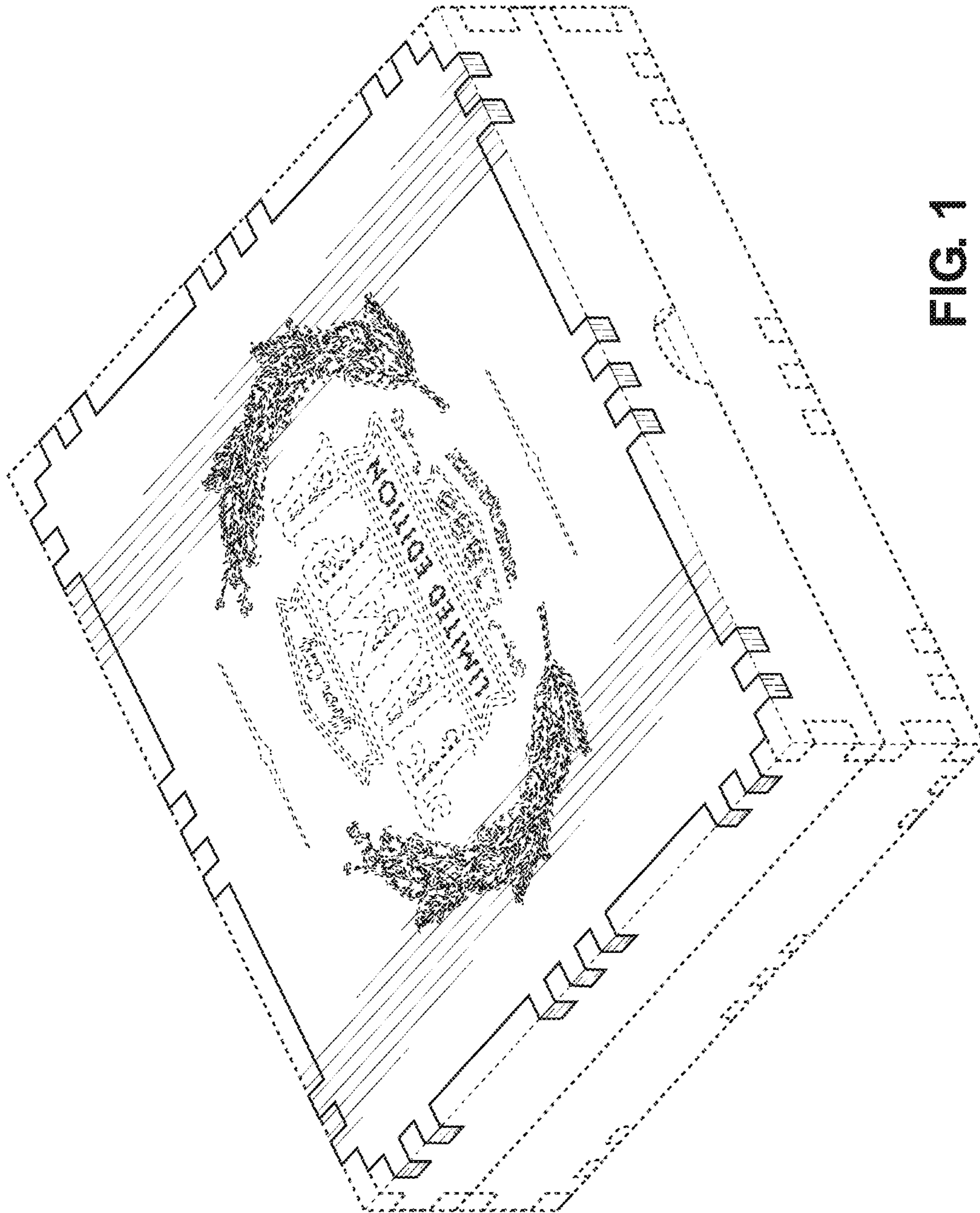


FIG. 1




FIG. 2




FIG. 3

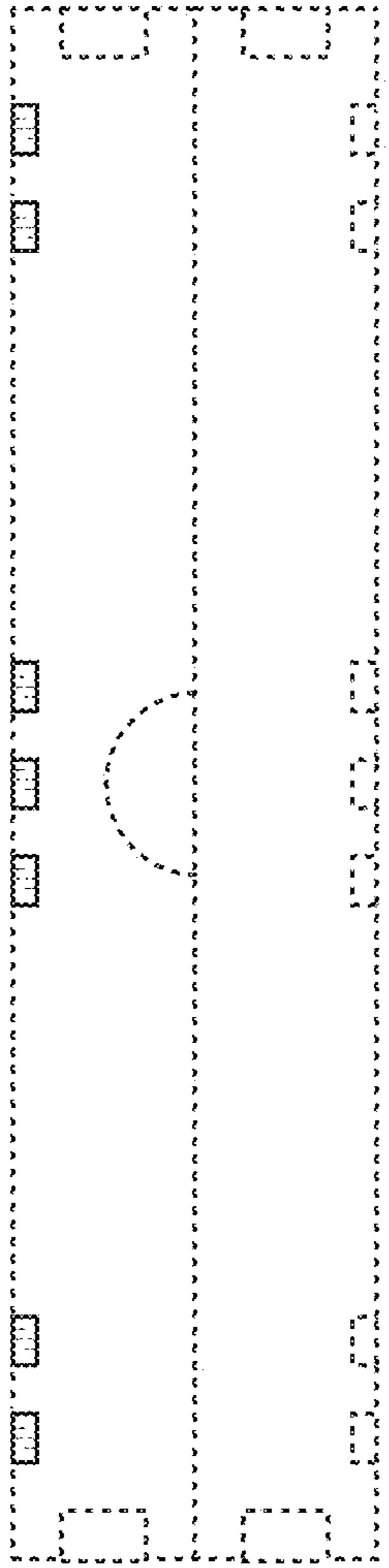


FIG. 4

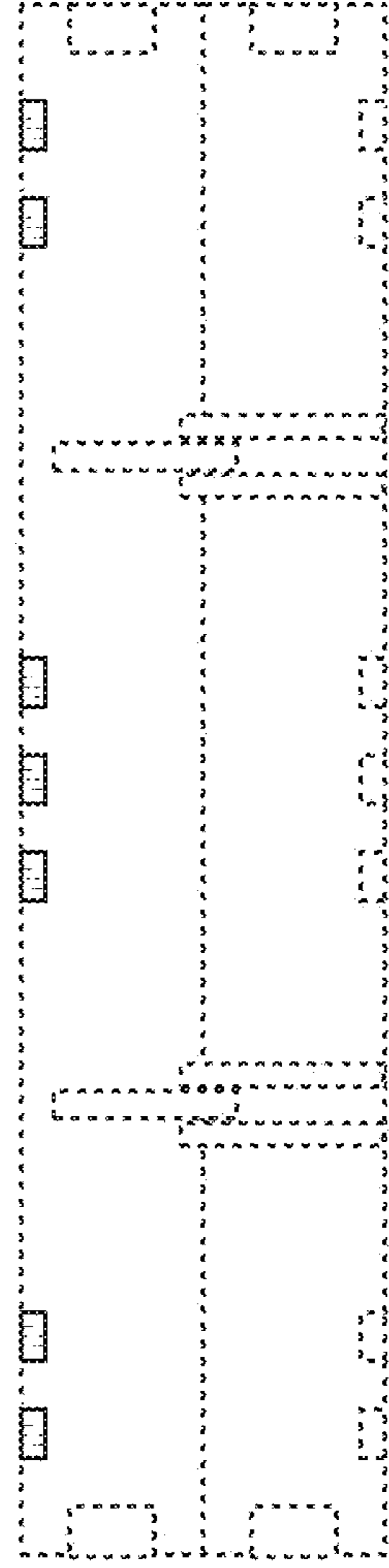


FIG. 5




FIG. 6

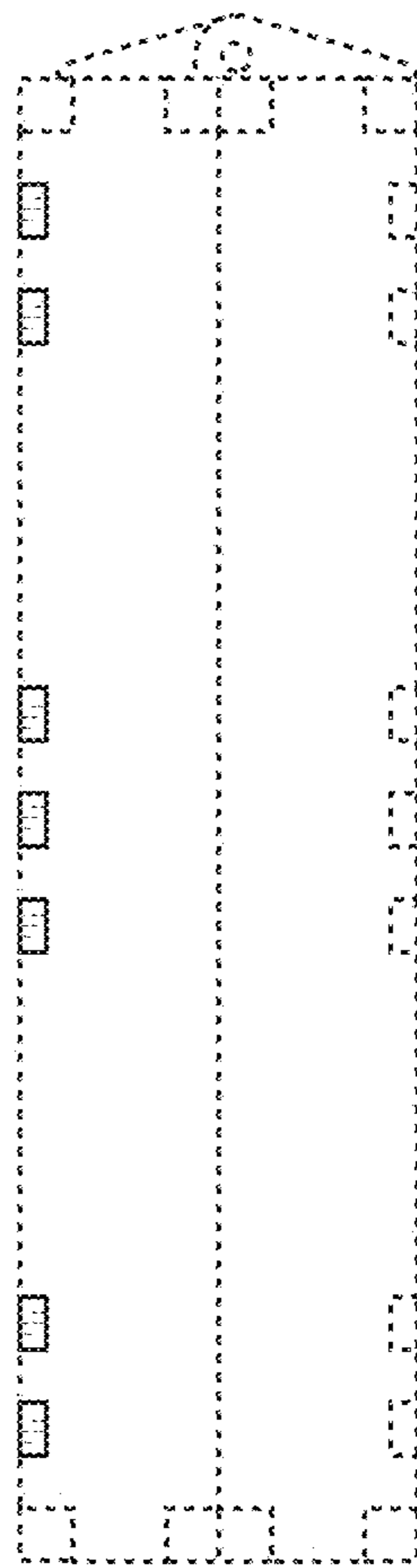


FIG. 7