



US00D950775S

(12) **United States Design Patent** (10) **Patent No.:** **US D950,775 S**  
**Stell** (45) **Date of Patent:** **\*\* May 3, 2022**

(54) **MASONRY BLOCK** D587,382 S \* 2/2009 Wauhop ..... D25/113  
7,712,281 B2 5/2010 Bott  
(71) Applicant: **Shoreline Stone Manufacturing** D645,575 S \* 9/2011 Bone ..... D25/113  
**Carib, Inc.**, Largo, FL (US) D663,858 S \* 7/2012 MacDonald ..... D25/113  
D671,657 S \* 11/2012 MacDonald ..... D25/113  
(72) Inventor: **Jason Stell**, Largo, FL (US) D685,502 S \* 7/2013 MacDonald ..... D25/113  
8,734,060 B1 \* 5/2014 Wauhop ..... E02D 29/02  
405/286  
(73) Assignee: **SHORELOC DESIGN GROUP, INC.**, D708,765 S \* 7/2014 MacDonald ..... D25/113  
Largo, FL (US) D711,014 S \* 8/2014 MacDonald ..... D25/113  
9,701,046 B2 7/2017 Karau  
(\*\*) Term: **15 Years** (Continued)

(21) Appl. No.: **29/754,322**

FOREIGN PATENT DOCUMENTS

(22) Filed: **Oct. 9, 2020**  
(51) **LOC (13) Cl.** ..... **25-01**  
(52) **U.S. Cl.**  
USPC ..... **D25/114**  
(58) **Field of Classification Search**  
USPC ..... D21/484-504; D25/112-118  
CPC . E02D 29/02; E02D 29/0225; E02D 29/0233;  
E02D 29/025; E02D 29/0266; E02D  
2300/002; E02D 2300/0084; E04C 1/00;  
E04C 1/395; E04C 1/41; E04B 1/02;  
E04B 1/04; E04B 1/41; E04B 2002/026;  
E04B 2002/0269; B28B 11/0863; B28B  
17/0027; E04F 13/0801; E04F 13/147;  
E04F 13/24  
See application file for complete search history.

KR 300513040.0000 \* 12/2008  
KR 101961430 3/2019  
KR 102173364 11/2020

*Primary Examiner* — Leanne Was-Englehart  
(74) *Attorney, Agent, or Firm* — Larson & Larson, P.A.;  
Frank Liebenow; Justin P. Miller

(57) **CLAIM**

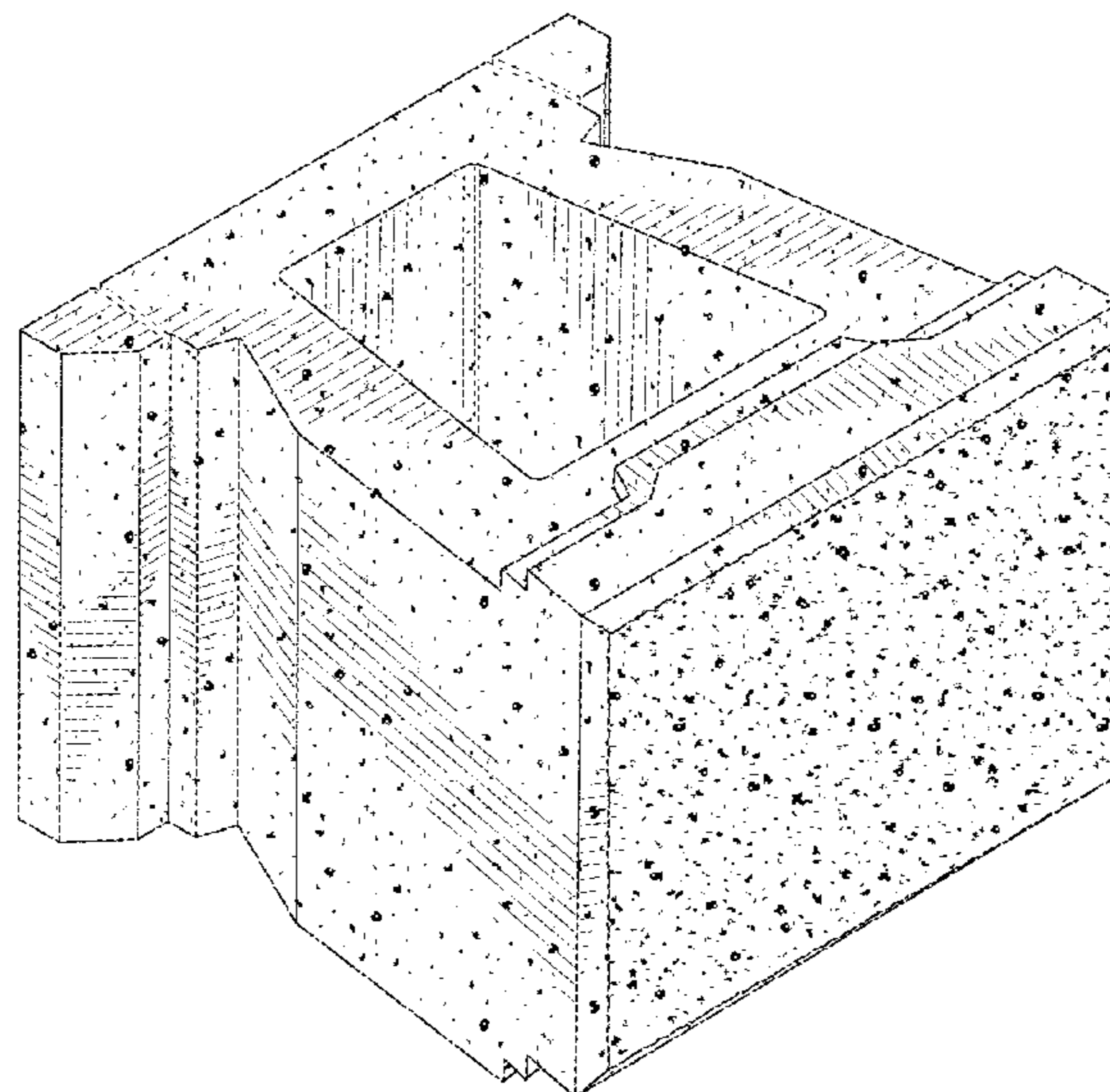
The ornamental design for a masonry block, as shown and described.

**DESCRIPTION**

FIG. 1 is a perspective view of a masonry block showing my new design;  
FIG. 2 is a top plan view thereof;  
FIG. 3 is a bottom plan view thereof;  
FIG. 4 is a front elevation view thereof;  
FIG. 5 is a rear elevation view thereof;  
FIG. 6 is a right-side elevational view thereof;  
FIG. 7 is a left-side elevational view thereof; and,  
FIG. 8 shows a perspective view of a second embodiment of my claimed design as depicted in FIGS. 1-7, the difference consisting of a smooth front surface texture.  
The broken lines illustrate portions of the masonry block that form no part of the claimed design.

(56) **References Cited**  
U.S. PATENT DOCUMENTS  
4,619,560 A 10/1986 Crinnion  
5,484,236 A 1/1996 Gravier  
5,816,749 A 10/1998 Bailey, II  
6,543,969 B1 4/2003 Adam  
6,854,220 B2 2/2005 Dueck et al.  
6,978,580 B1 12/2005 Clark et al.  
7,037,047 B1 5/2006 Tufts et al.  
7,096,634 B2 8/2006 Dean, Jr.  
7,244,079 B1 7/2007 Blomquist et al.  
7,384,215 B2 6/2008 Woolford

**1 Claim, 5 Drawing Sheets**



(56)

**References Cited**

U.S. PATENT DOCUMENTS

10,156,077 B2 \* 12/2018 MacDonald ..... E04F 13/24  
D846,760 S \* 4/2019 Lundell ..... D25/114  
D866,004 S \* 11/2019 Johnson ..... D25/113  
10,583,588 B2 \* 3/2020 Karau ..... E02D 29/02  
D900,342 S \* 10/2020 Rainey ..... D25/118  
D919,838 S \* 5/2021 Kloss ..... D25/113  
2002/0023403 A1 2/2002 Whitson  
2002/0083657 A1 7/2002 Mattox et al.  
2008/0277561 A1 11/2008 MacDonald  
2009/0000234 A1 \* 1/2009 Bott ..... E02D 29/025  
52/745.19  
2011/0217127 A1 9/2011 MacDonald  
2014/0037389 A1 2/2014 Welling

\* cited by examiner

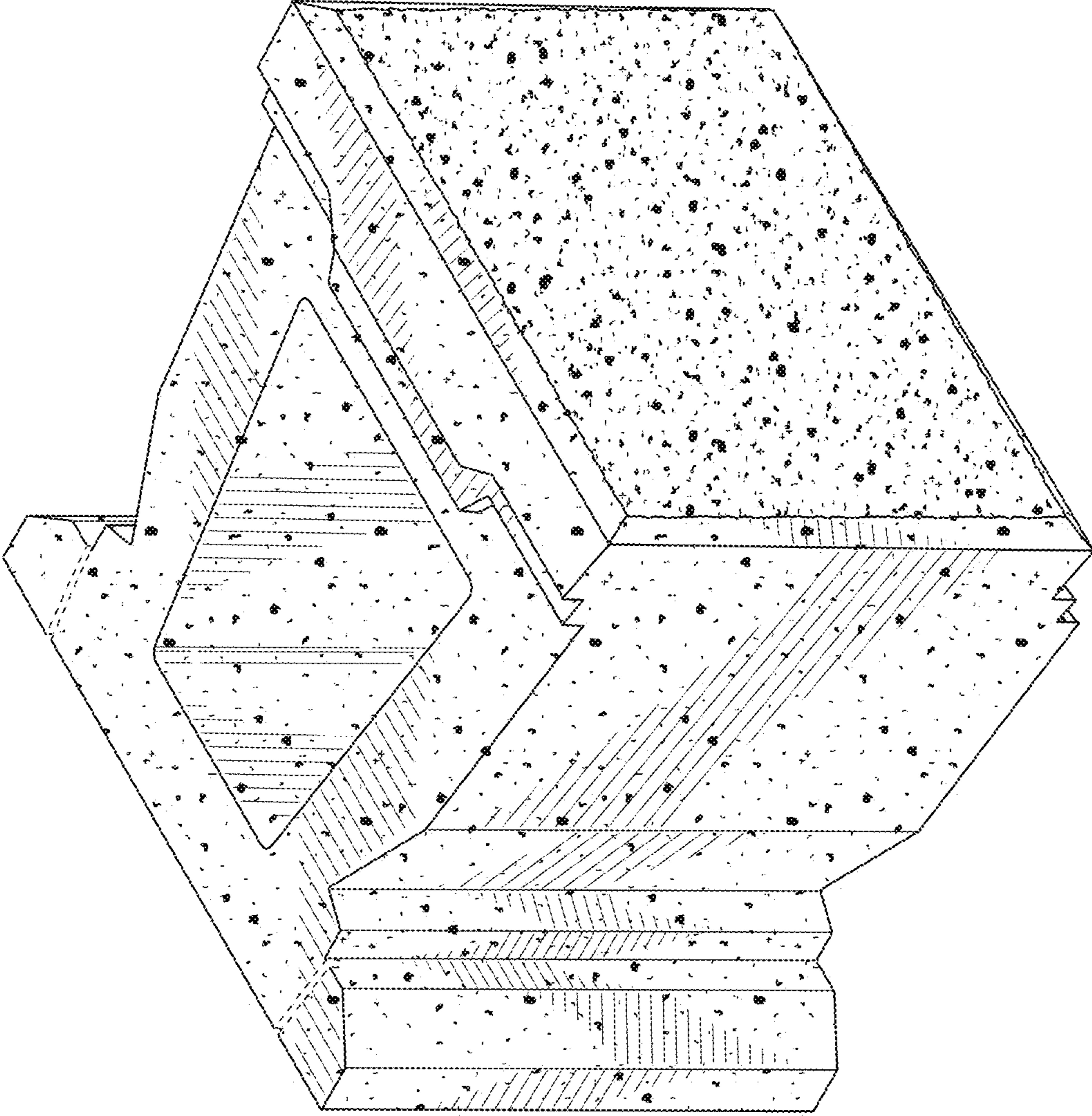


FIG. 1



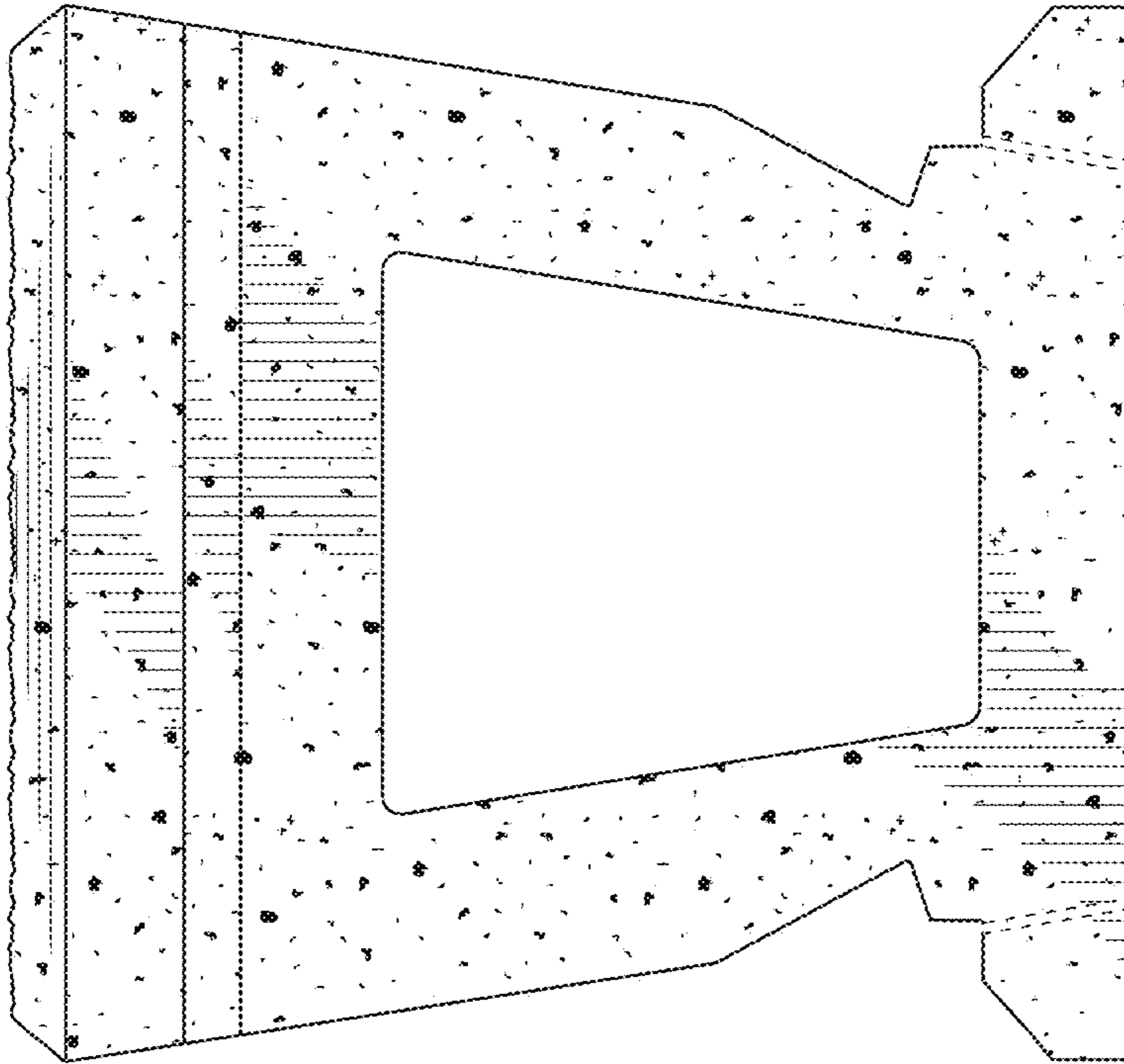


FIG. 2

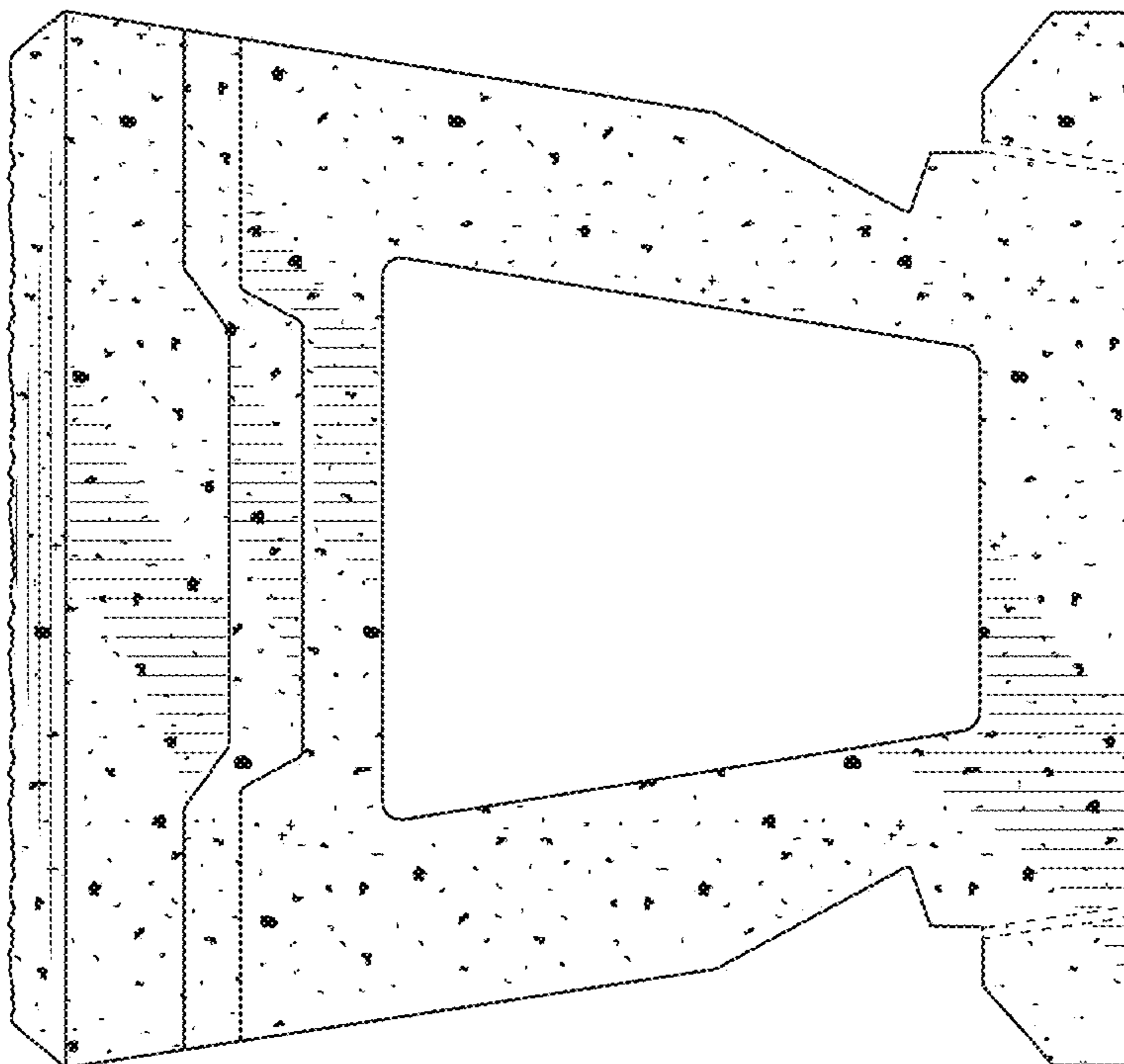


FIG. 3

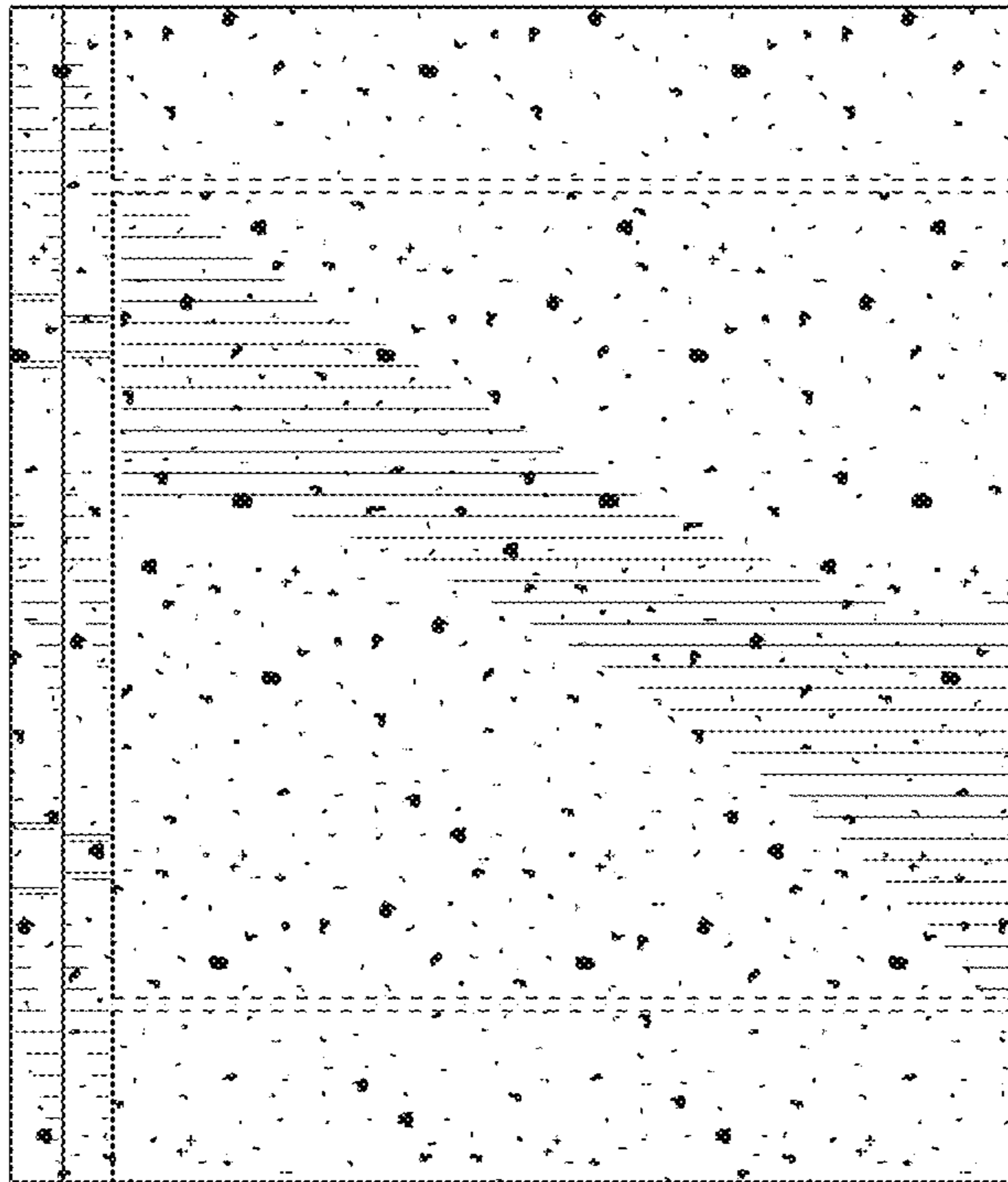


FIG. 5




FIG. 4

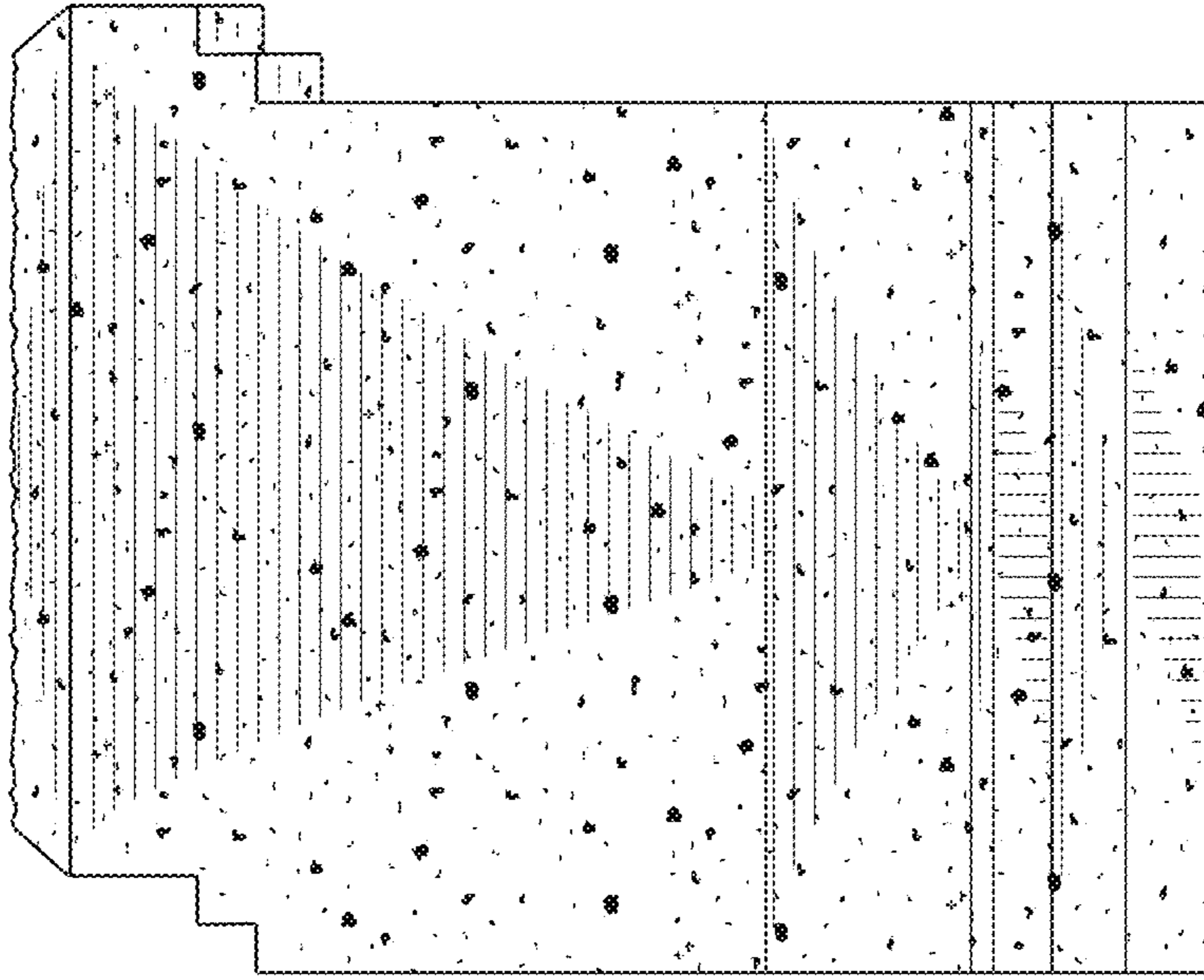


FIG. 6




FIG. 7



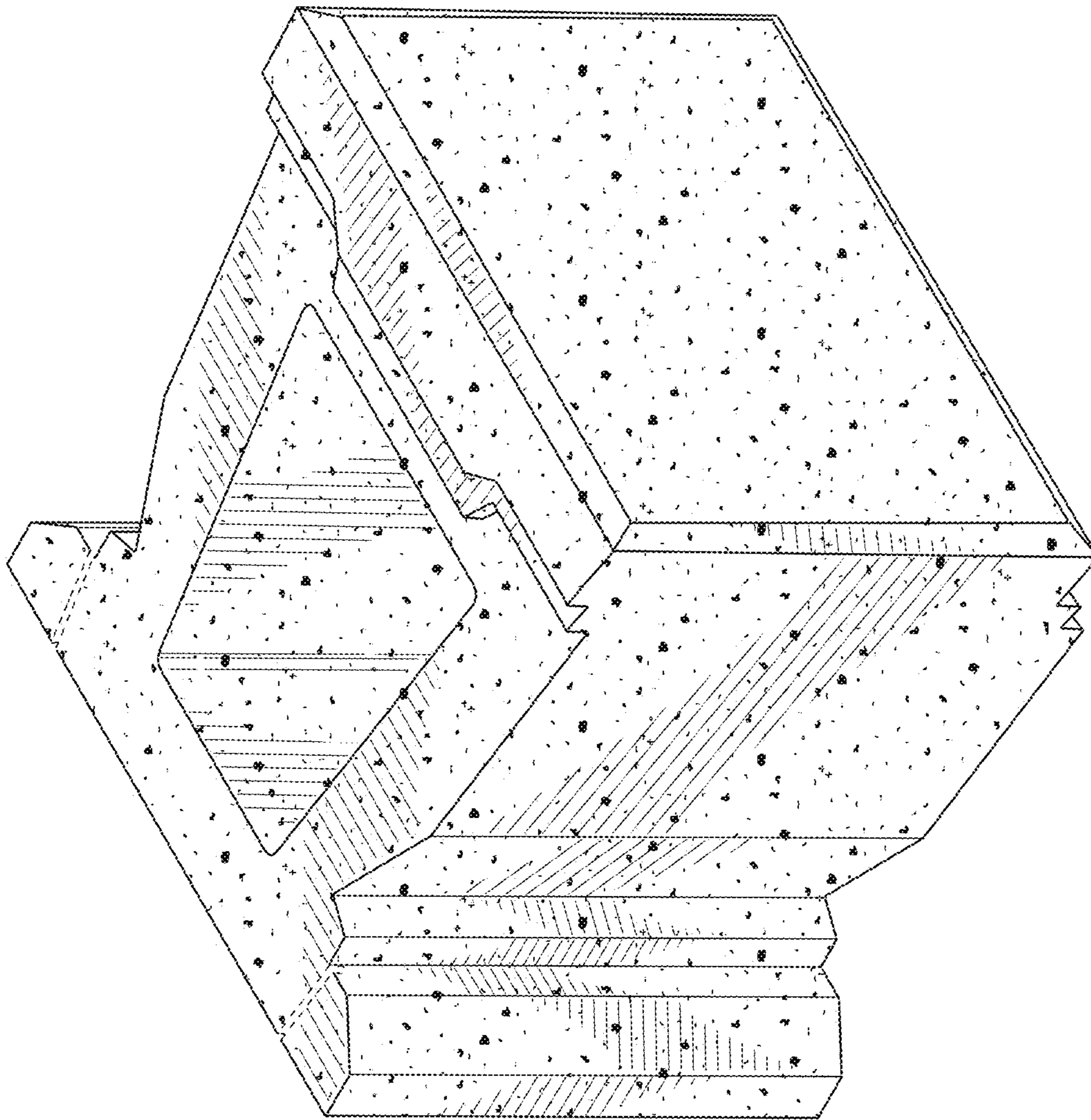


FIG. 8