



US00D950758S

(12) **United States Design Patent**
Yzusqui Burkard et al.

(10) **Patent No.:** **US D950,758 S**
(45) **Date of Patent:** **** May 3, 2022**

- (54) **ADULT TOY**
- (71) Applicant: **EIS GmbH**, Bielefeld (DE)
- (72) Inventors: **Mariana Rosa Yzusqui Burkard**,
Hamburg (DE); **Alex Dumler**, Hamburg
(DE); **Alexander Anderton**, Hamburg
(DE)

D700,347 S *	2/2014	Sedic	D24/215
D732,683 S *	6/2015	Zhang	D24/215
D742,535 S *	11/2015	Wu	D24/215
D848,014 S *	5/2019	Fuhner	D24/215
D848,016 S *	5/2019	Fuhner	D24/215
D877,352 S *	3/2020	Jouffret	D24/215
D879,987 S *	3/2020	Fuhner	D24/215
D879,991 S *	3/2020	Li	D24/215
D882,811 S *	4/2020	Lee	D24/215

(73) Assignee: **EIS GMBH**, Bielefeld (DE)

(**) Term: **15 Years**

(21) Appl. No.: **29/794,787**

(22) Filed: **Jun. 15, 2021**

Related U.S. Application Data

(62) Division of application No. 35/508,873, filed on Sep. 25, 2019 (U.S. filing date under 35 U.S.C. 384), and having an international filing date of Sep. 25, 2019, now Pat. No. Des. 927,719.

(51) **LOC (13) Cl.** **28-03**

(52) **U.S. Cl.**
USPC **D24/215**

(58) **Field of Classification Search**
USPC D24/133, 188, 200, 211–215, 105, 141,
D24/208, 220; D28/91.1, 56, 57, 59;
D9/723, 726, 727; D4/100, 102;
D30/160
CPC A61H 2201/0153; A61H 7/007; A61H
15/0085; A61H 2015/0014; A61H 7/005;
A61B 17/1325; A61F 7/00
See application file for complete search history.

(56) **References Cited**

U.S. PATENT DOCUMENTS

D605,779 S *	12/2009	Murison	D24/215
D652,942 S *	1/2012	Murison	D24/215

OTHER PUBLICATIONS

Amazon.com, Lovense Lush 2 Bullet Vibrator, May 2018, online product page, retrieved Jan. 16, 2022 from <URL:https://www.amazon.com/LOVENSE-new-lush-vibrator/dp/B07CZH175G> (Year: 2018).*

* cited by examiner

Primary Examiner — Calvin E Vansant

(74) *Attorney, Agent, or Firm* — Mueting Raasch Group

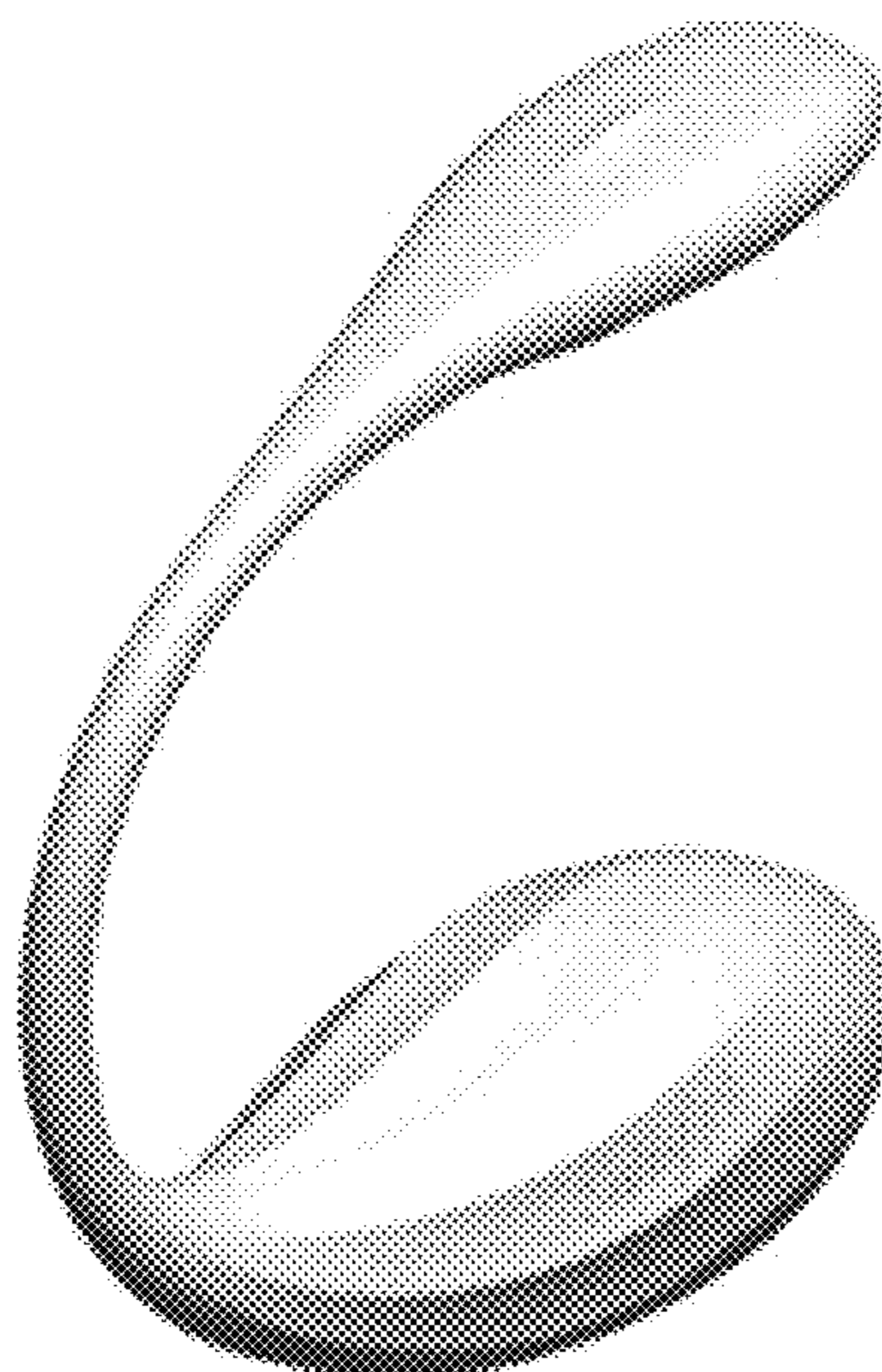
(57) **CLAIM**

We claim the ornamental design for an adult toy, as shown and described.

DESCRIPTION

FIG. 1 is a front view of an adult toy;
FIG. 2 is a rear view thereof;
FIG. 3 is a bottom view thereof;
FIG. 4 is a first perspective view thereof;
FIG. 5 is a second perspective view thereof;
FIG. 6 is a third perspective view thereof;
FIG. 7 is a fourth perspective view thereof;
FIG. 8 is a top view thereof; and,
FIG. 9 is a side view thereof.

1 Claim, 9 Drawing Sheets






FIG. 1




FIG. 2

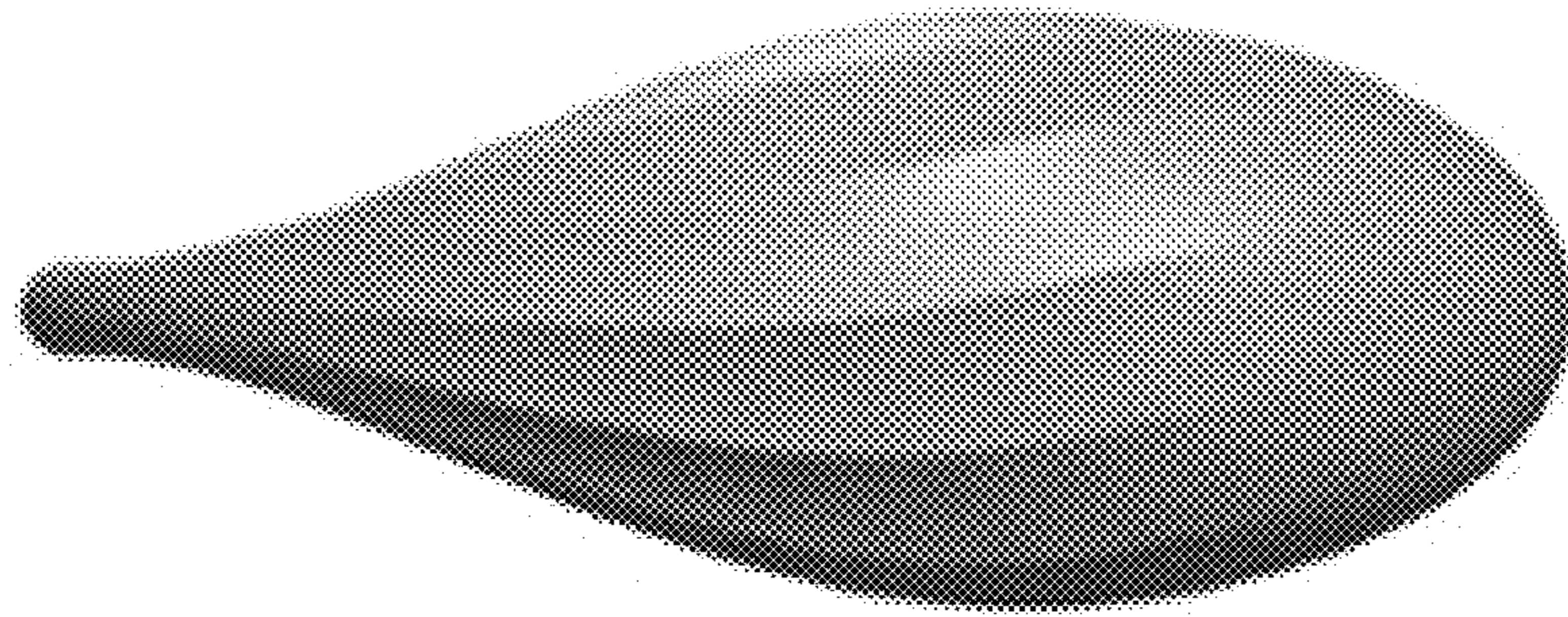


FIG. 3




FIG. 4

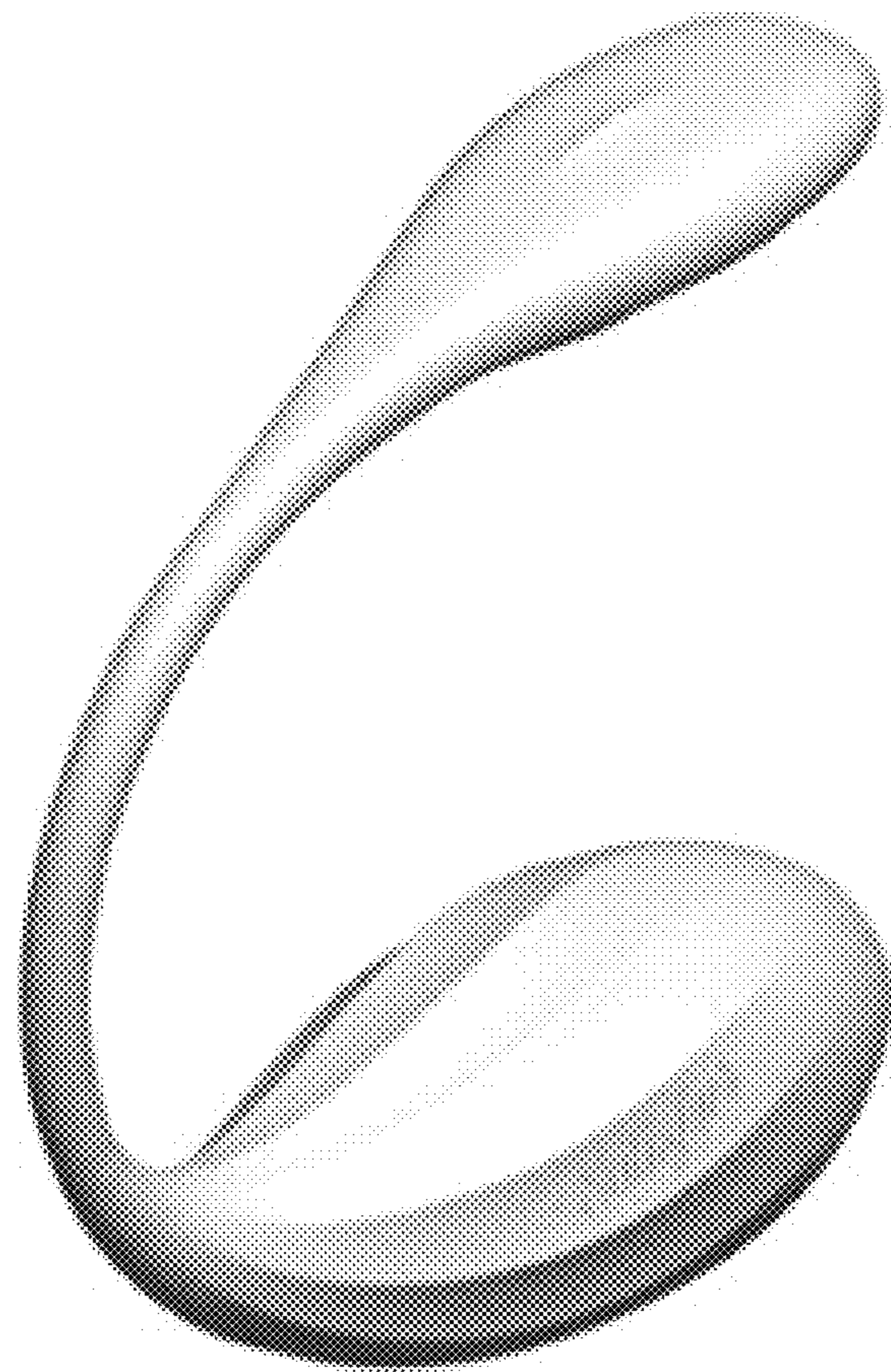


FIG. 5



FIG. 6




FIG. 7

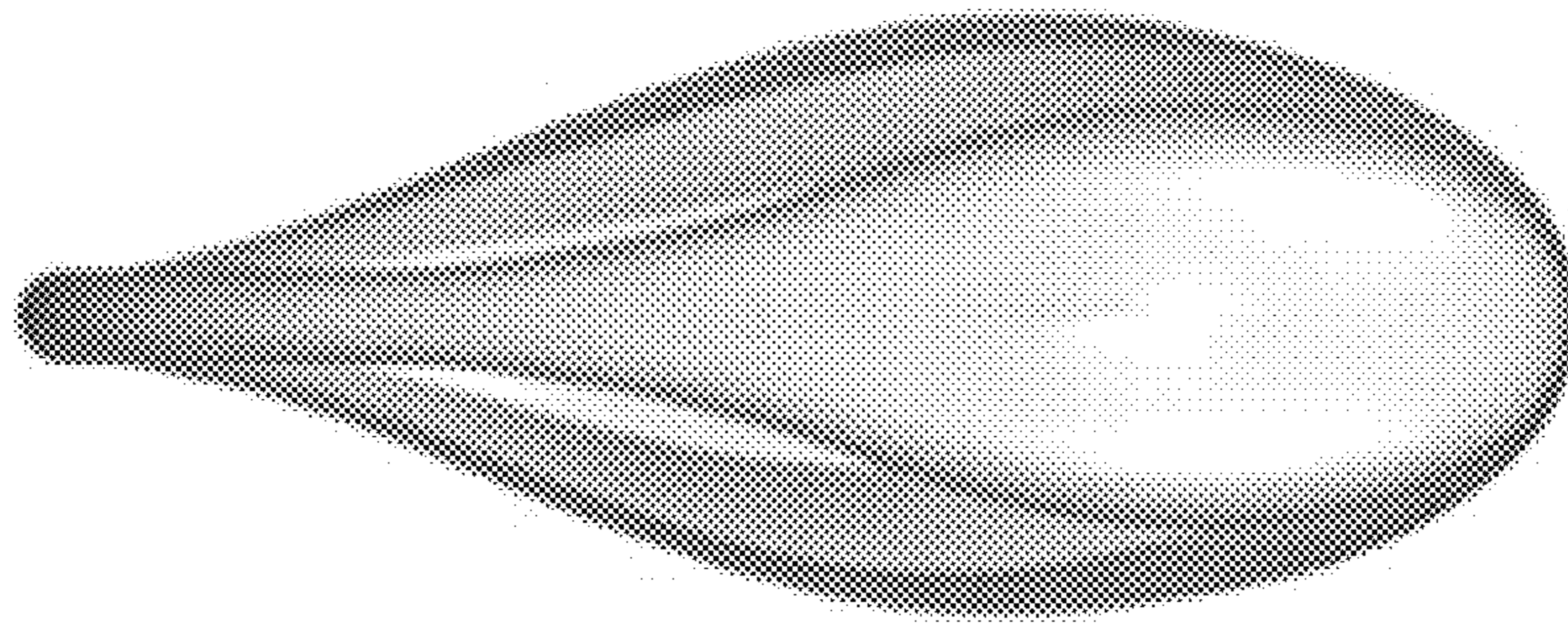


FIG. 8




FIG. 9