



US00D950743S

(12) **United States Design Patent** (10) **Patent No.:** **US D950,743 S**
Lowsky et al. (45) **Date of Patent:** **** May 3, 2022**

(54) **ORAL THERAPY CHEW TOOL**
(71) Applicant: **ARK Therapeutic Services, Inc.**,
Columbia, SC (US)
(72) Inventors: **Debra C. Lowsky**, Columbia, SC (US);
John Lowsky, Jr., Columbia, SC (US);
Rebecca Lowsky, Columbia, SC (US)
(73) Assignee: **ARK Therapeutic Services, Inc.**,
Columbia, SC (US)

5,160,344 A 11/1992 Werton
5,263,976 A * 11/1993 Williams A61F 5/566
606/235
D345,995 S 4/1994 Spence, Jr.
D363,127 S 10/1995 Nakata et al.
5,782,868 A 7/1998 Moore et al.
D400,256 S 10/1998 Fagan
5,957,954 A 9/1999 Badalamenti et al.
D420,447 S 2/2000 Rohrig
6,134,737 A 10/2000 Remme

(Continued)

(**) Term: **15 Years**
(21) Appl. No.: **29/755,350**
(22) Filed: **Oct. 20, 2020**
(51) **LOC (13) Cl.** **24-04**
(52) **U.S. Cl.**
USPC **D24/195**; D24/194
(58) **Field of Classification Search**
USPC D24/193, 194, 195, 199, 214; D29/118,
D29/122; D30/154, 160; D4/104;
D2/614; D21/576, 584, 596, 604, 611,
D21/630, 643, 684, 725
CPC A61J 17/02; A61J 17/001; A61J 17/111;
A61J 17/1115; A61J 17/1111; A61J
9/005; A63B 23/032; A46B 15/0097;
B60N 2/28; B60N 2/26
See application file for complete search history.

OTHER PUBLICATIONS

“ARK Therapeutic: Smooth Grabber P Tube (Hollow Chew Tool)”.
Found online Jan. 8, 2022 at arktherapeutic.com. Reference dated
Nov. 3, 2020. Retrieved from <https://www.arktherapeutic.com/arks-grabber-p-tube-hollow-chew-tool/#product-reviews>.*

(Continued)

Primary Examiner — Kendra Leslie Hamilton
(74) *Attorney, Agent, or Firm* — Dority & Manning, P.A.

(57) **CLAIM**

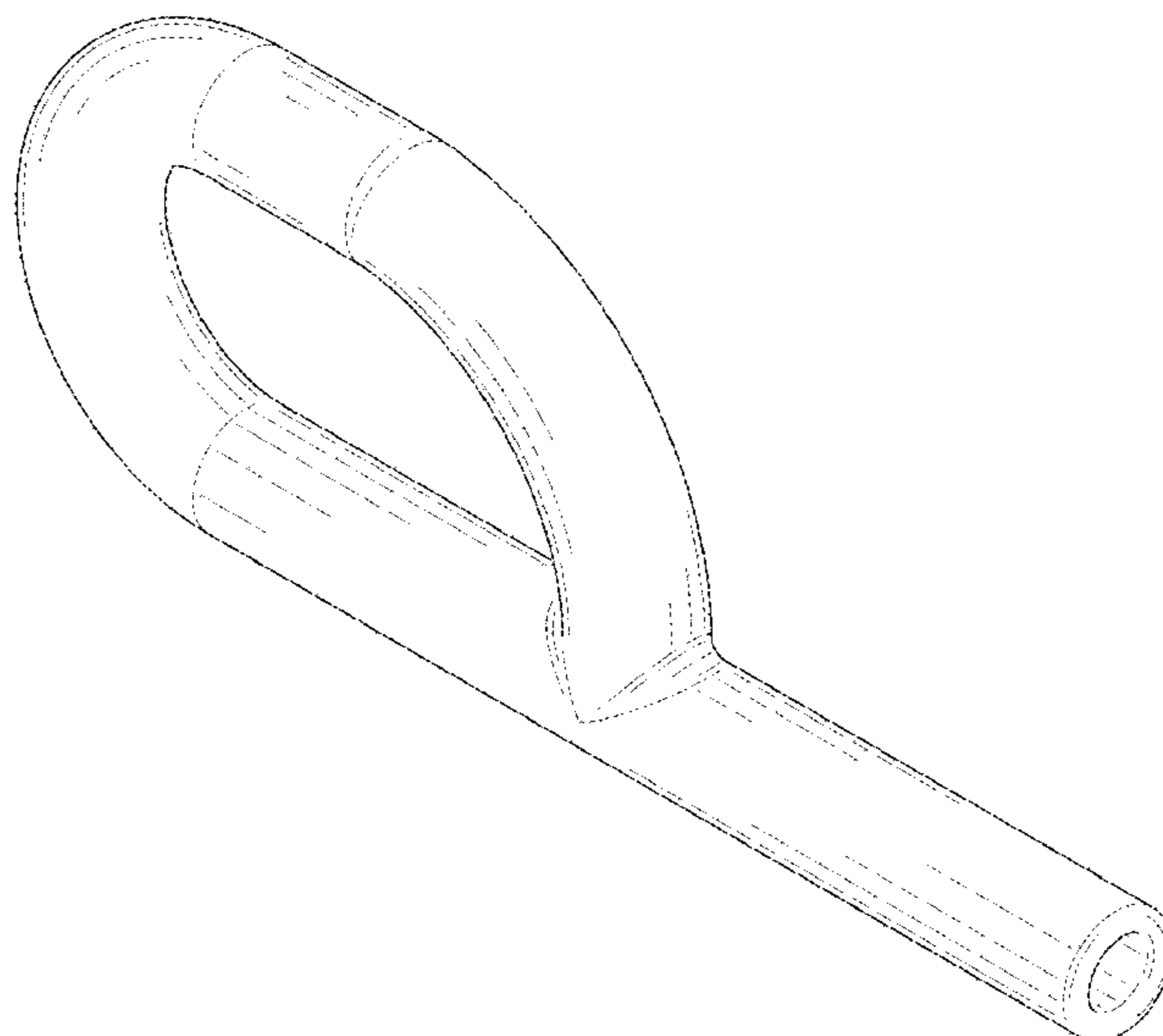
The ornamental design for an oral therapy chew tool, as shown and described.

DESCRIPTION

FIG. 1 is a bottom, front, right perspective view of an oral therapy chew tool showing our new design;
FIG. 2 is a top, rear, left perspective view thereof;
FIG. 3 is a right side elevation view thereof;
FIG. 4 is a bottom plan view thereof;
FIG. 5 is a left side elevation view thereof;
FIG. 6 is a top plan view thereof;
FIG. 7 is a front elevation view thereof;
FIG. 8 is a rear elevation view thereof; and,
FIG. 9 is a cross-sectional elevation view of the oral therapy chew tool of FIG. 4, taken in the direction of line 9-9 of FIG. 4.

1 Claim, 7 Drawing Sheets

(56) **References Cited**
U.S. PATENT DOCUMENTS
D27,852 S 11/1897 Coakley et al.
1,826,943 A 10/1931 Maker
D155,689 S 10/1949 Davis
2,532,116 A 11/1950 Monaco
D170,051 S 7/1953 Colm
3,512,301 A 5/1970 Kramer
D221,496 S 8/1971 Herbst
D264,880 S 6/1982 Panicci
D277,031 S 1/1985 Panicci



(56)

References Cited

U.S. PATENT DOCUMENTS

D470,277	S	2/2003	Tu	
D522,658	S	6/2006	Schiavoni	
D537,700	S *	3/2007	Demar D8/107
D539,430	S	3/2007	Lowsky, Jr. et al.	
D584,823	S *	1/2009	Conlon D24/194
D687,954	S *	8/2013	Dallman D24/194
D722,384	S *	2/2015	Kuneyl D24/194
D797,947	S *	9/2017	Schill D24/194
D874,664	S *	2/2020	Lowsky D24/194
D889,067	S *	7/2020	Chu D24/194
D936,233	S *	11/2021	Lowsky D24/194
D938,053	S *	12/2021	Xiao D24/194
2006/0102099	A1 *	5/2006	Edwards A01K 15/026 119/710
2012/0290007	A1 *	11/2012	Rohrig A61J 17/02 606/235
2014/0243895	A1 *	8/2014	Kellogg A63H 33/006 606/235

OTHER PUBLICATIONS

“ARK Therapeutic: Long Neck Guitar, Oral-Motor Chew Tool”. Found online Mar. 21, 2019 at arktherapeutic.com. Reference dated Oct. 1, 2017. Retrieved from https://tineye.com/search/238642b9113b9c738127cde12107eb4b71b93dbf/?sort=crawl_date&extension_ver=chrome-1.3.0&order=asc.*

“ChewNoodle: Blue Noodle”. Found online Nov. 17, 2016 at amazon.com. Reference dated Feb. 21, 2013. Retrieved from https://www.amazon.com/Chewnoodle-Chew-Noodle-Blue/dp/B004IL8MES/ref=cm_cr_arp_d_product_top?ie=UTF8.*

“ARK Therapeutic: Mini Tip”. Found online Nov. 17, 2016 at helpthemshine.com. Reference dated Mar. 9, 2015. Retrieved from <https://web.archive.org/web/20150309085150/http://www.helpthemshine.com/shop/adaptive-products/arks-mini-tip/>.*

* cited by examiner

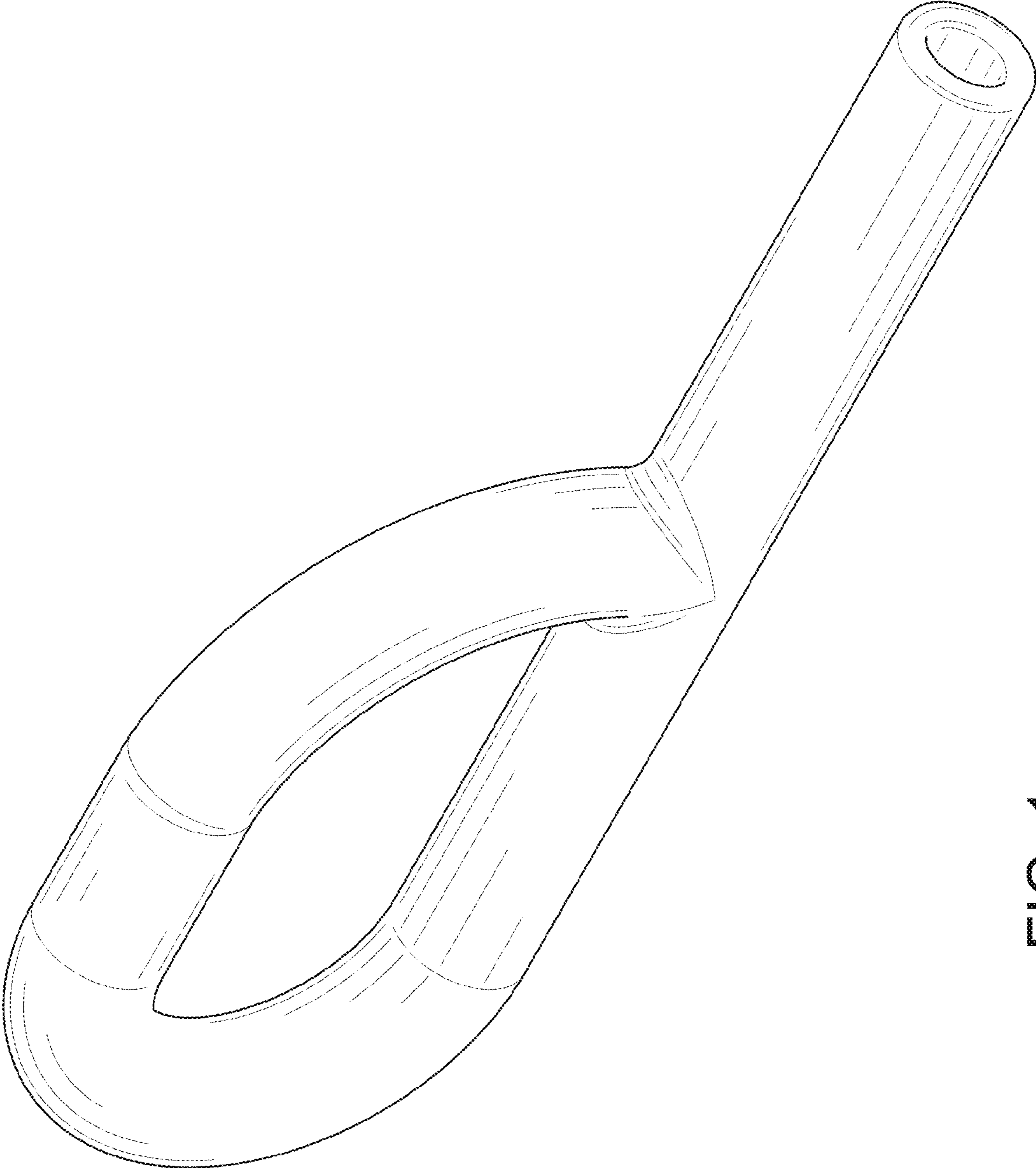


FIG. 1




FIG. 2

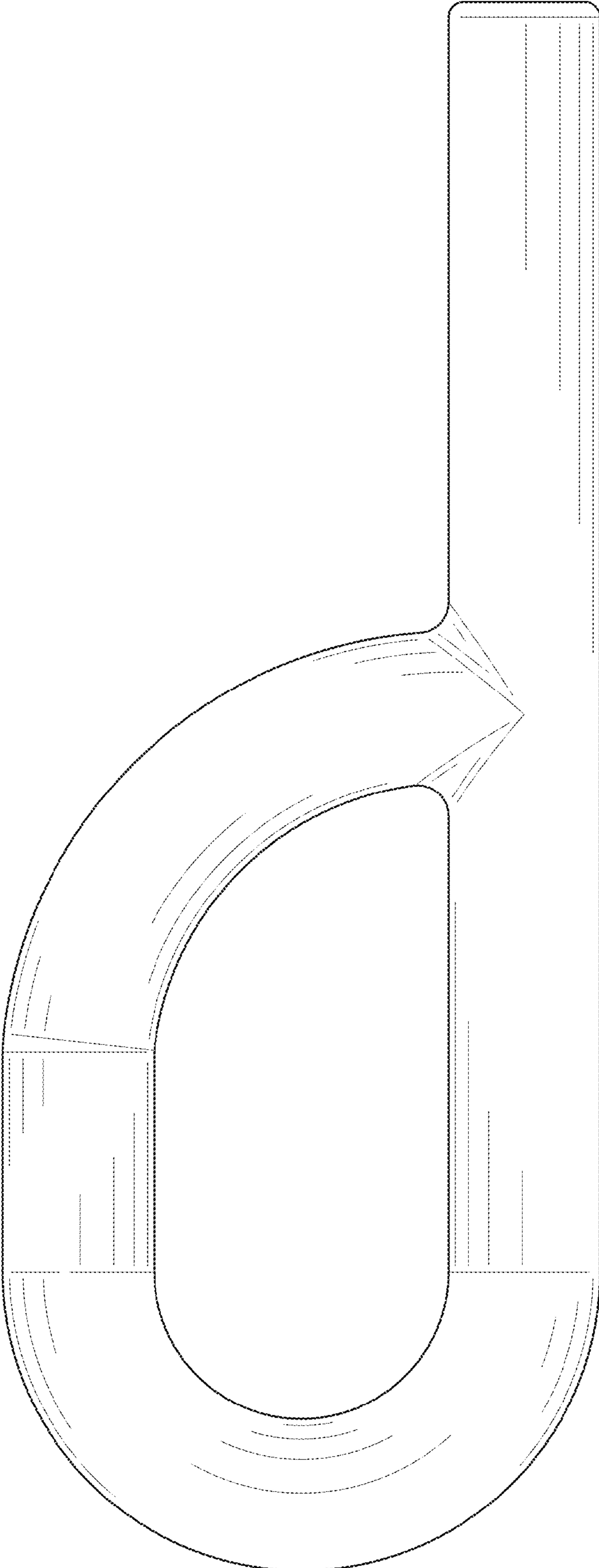


FIG. 3




FIG. 4




FIG. 6

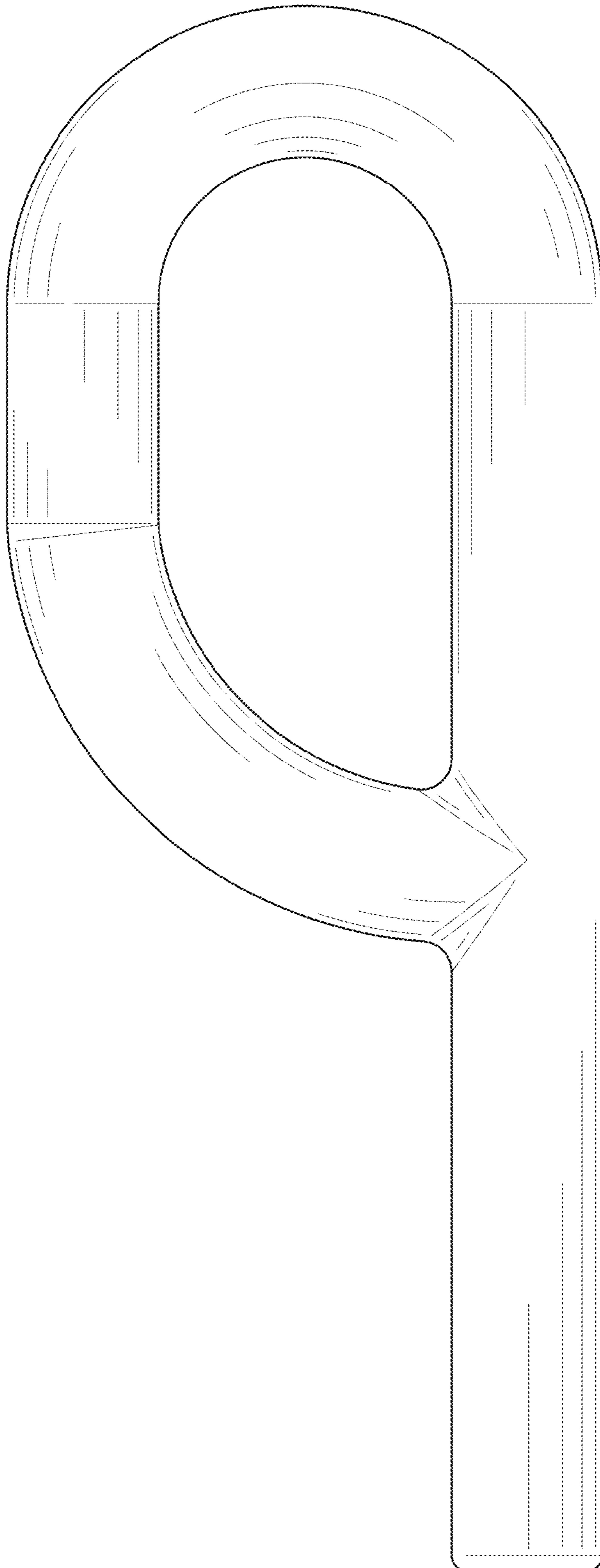


FIG. 5




FIG. 7




FIG. 8

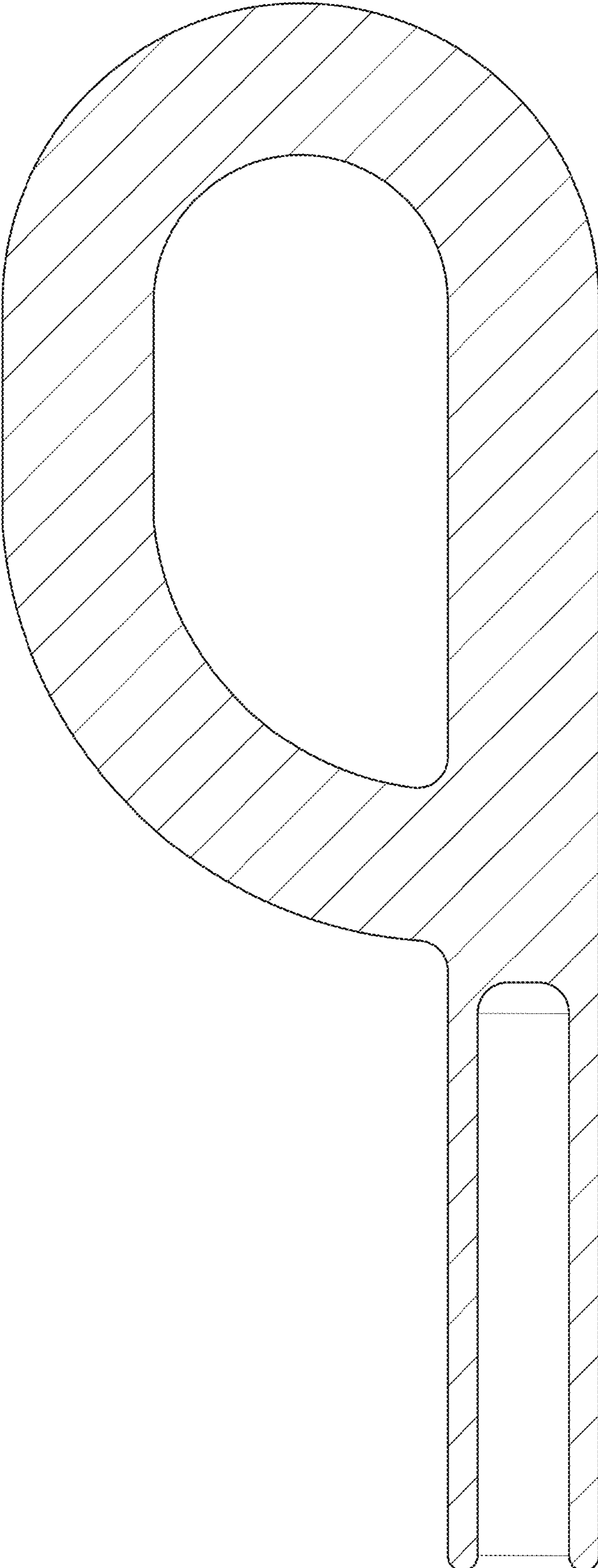


FIG. 9