



US00D950741S

(12) **United States Design Patent**
Batiste

(10) **Patent No.:** **US D950,741 S**

(45) **Date of Patent:** **** May 3, 2022**

(54) **BODY PART SUPPORT DEVICE**

(71) Applicant: **Stanley Batiste**, Granite Bay, CA (US)

(72) Inventor: **Stanley Batiste**, Granite Bay, CA (US)

(**) Term: **15 Years**

(21) Appl. No.: **29/761,755**

(22) Filed: **Dec. 11, 2020**

(51) **LOC (13) Cl.** **24-02**

(52) **U.S. Cl.**

USPC **D24/190**; D6/601

(58) **Field of Classification Search**

USPC D24/188-190, 183, 184; D6/595-601,
D6/604-605; D21/803, 809

CPC .. A61F 5/00; A61F 5/37; A61F 5/3738; A61F
5/01; A47C 7/383; A47C 7/46; A47C
20/00; A47C 20/21; A47C 20/25; A47D
13/00; A47D 13/08; A47G 9/00; A47G
9/10; A47G 9/1027; A47G 9/1036; A47G
9/1081; A47G 3009/1018; A62B 9/06

See application file for complete search history.

(56) **References Cited**

U.S. PATENT DOCUMENTS

D311,295 S *	10/1990	Roberts	D6/601
D320,135 S *	9/1991	Magnin	D6/601
D361,325 S *	8/1995	Massey	D14/461
5,562,270 A *	10/1996	Montague	G06F 3/0395 248/118.1
D409,699 S *	5/1999	Ochs	D21/707
6,131,862 A *	10/2000	Gruenenfelder	...	A47B 21/0371 248/118
D482,558 S *	11/2003	Kancilja	D6/601
D587,951 S *	3/2009	Long	D6/601
D612,897 S *	3/2010	Lamont	D21/686
D614,253 S *	4/2010	Hadley	D21/791
D619,669 S *	7/2010	Mesirow	D21/797
D663,988 S *	7/2012	Bannister	D6/601

D664,148 S *	7/2012	Josefek	D14/459
D667,798 S *	9/2012	Burwell	D13/168
D680,599 S *	4/2013	Orenstein	D21/671
D702,847 S *	4/2014	Arsenault	D24/206
D703,398 S *	4/2014	Nixon	D32/29.1
D703,399 S *	4/2014	Nixon	D32/29.1
D714,574 S *	10/2014	Levy	D6/601
D726,450 S *	4/2015	Wootten, Jr.	D6/601
D736,011 S *	8/2015	Fresonke	D6/601
D740,381 S *	10/2015	Heath	D21/688
D752,360 S *	3/2016	Hadley	D6/601
D759,402 S *	6/2016	Thomas	D6/601
D761,041 S *	7/2016	Batiste	D6/601
D768,410 S *	10/2016	Jennings	D6/601
D771,414 S *	11/2016	Krishtul	D6/601
D775,023 S *	12/2016	Ahn	D12/177
D776,769 S *	1/2017	Heath	D21/688
D783,313 S *	4/2017	Trubac	A47B 21/0371 D6/601

D802,599 S * 11/2017 Magargee D14/458

(Continued)

Primary Examiner — T Chase Nelson

Assistant Examiner — Kelly L Gross

(74) *Attorney, Agent, or Firm* — Weide & Miller, Ltd.

(57) **CLAIM**

The ornamental design for a body part support device, as shown and described.

DESCRIPTION

FIG. 1 is a front perspective view of a body part support device;

FIG. 2 is a back perspective view of the body part support device;

FIG. 3 is a top view of the body part support device;

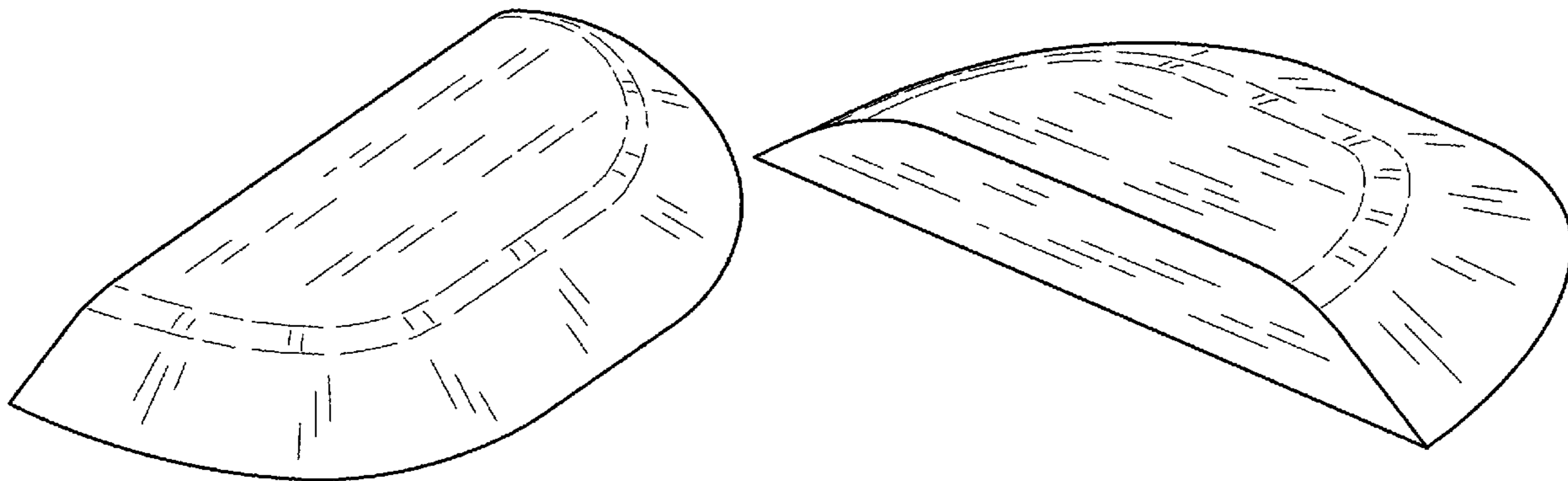
FIG. 4 is a side view of the body part support device;

FIG. 5 is a front view of the body part support device;

FIG. 6 is a bottom view of the body part support device; and,

FIG. 7 is a back view of the body part support device.

1 Claim, 3 Drawing Sheets



(56)

References Cited

U.S. PATENT DOCUMENTS

D805,590 S * 12/2017 Heath D21/688
D809,321 S * 2/2018 Bell A47B 21/0371
D6/601
D815,218 S * 4/2018 Osler D21/694
D815,859 S * 4/2018 Jewell G06F 3/0395
D6/601
D843,133 S * 3/2019 Cohen D6/601
D850,156 S * 6/2019 Chen D6/601
D855,814 S * 8/2019 Bauerfeind D24/190
D856,706 S * 8/2019 Moffett D6/601
D861,008 S * 9/2019 Yeheskel D14/460
D861,702 S * 10/2019 Webb D14/460
D864,612 S * 10/2019 Castellano A47G 9/10
D6/601
D869,473 S * 12/2019 Yeheskel D14/460
10,517,393 B2 * 12/2019 Webb A47B 21/0371
D876,124 S * 2/2020 Miura D6/601
D880,195 S * 4/2020 Yang D6/601
D896,549 S * 9/2020 Rozon D6/601
D897,732 S * 10/2020 Jennings D6/601
D897,734 S * 10/2020 Moffett D6/601
D904,074 S * 12/2020 Yang D6/601
D907,940 S * 1/2021 Kassin D6/596
D907,942 S * 1/2021 You D6/601
D911,072 S * 2/2021 Moore D6/601
D923,635 S * 6/2021 Webb D14/460
11,051,640 B2 * 7/2021 Kang A47G 9/109
D929,154 S * 8/2021 Yan D6/601
D929,770 S * 9/2021 Moore D6/601
D934,590 S * 11/2021 Cordani D6/601
2013/0191998 A1 * 8/2013 Wootten, Jr. A47G 9/10
5/636

* cited by examiner

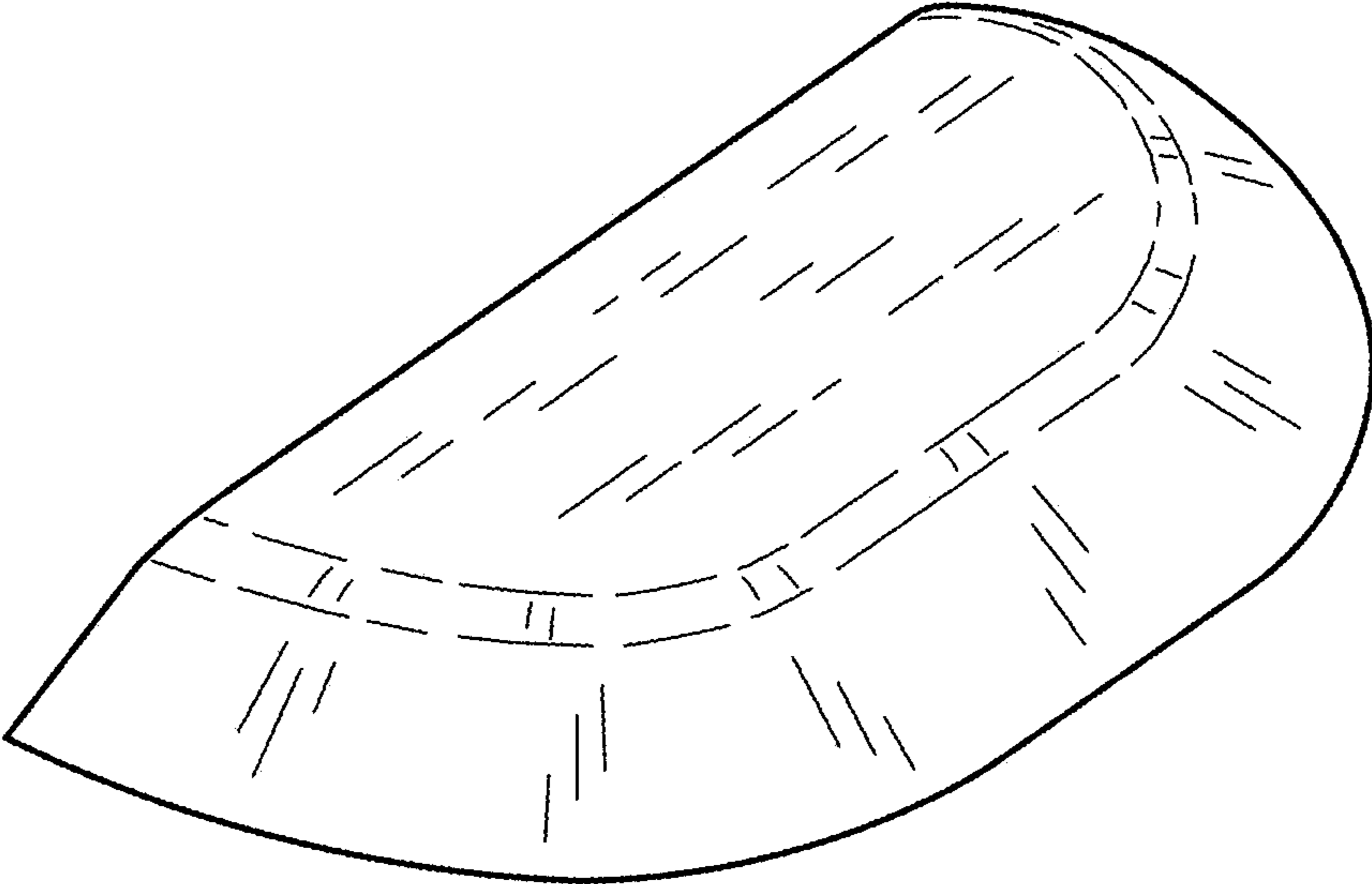


FIG. 1

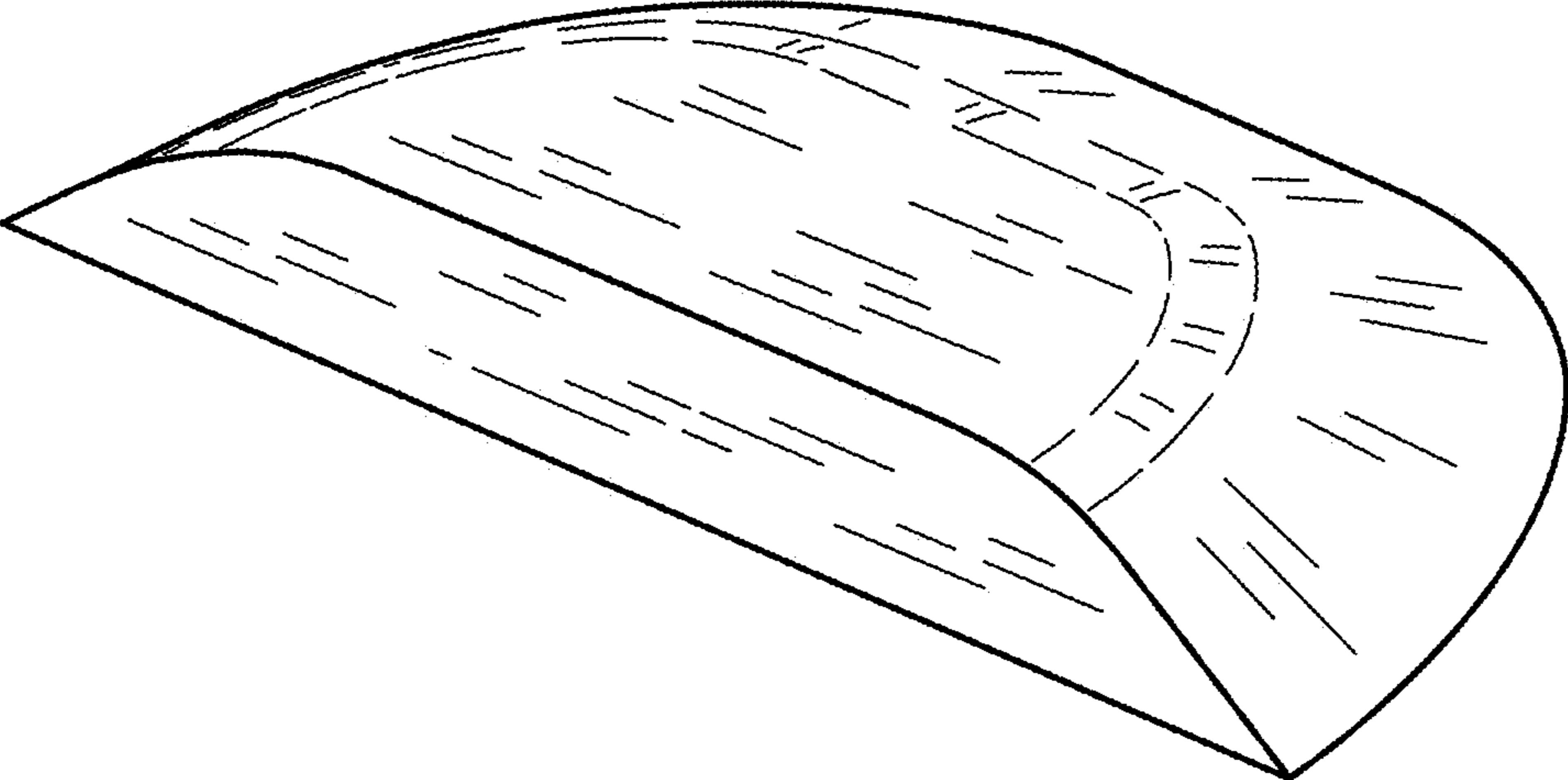


FIG. 2

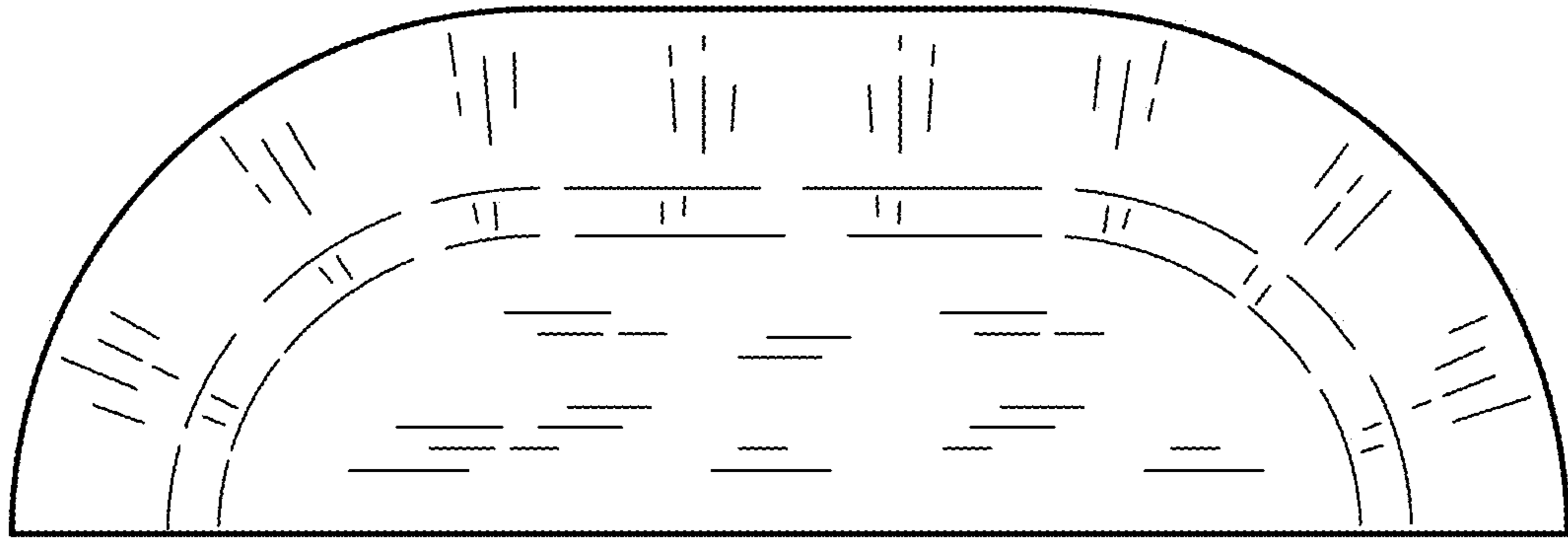


FIG. 3



FIG. 4

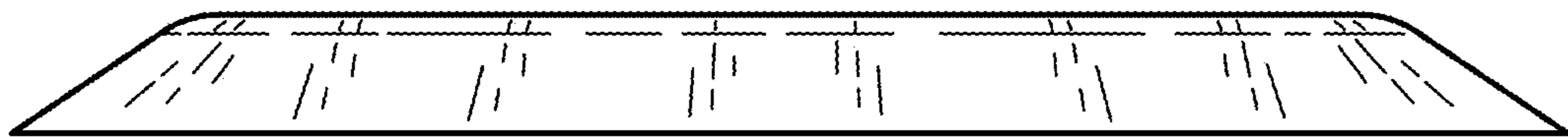


FIG. 5

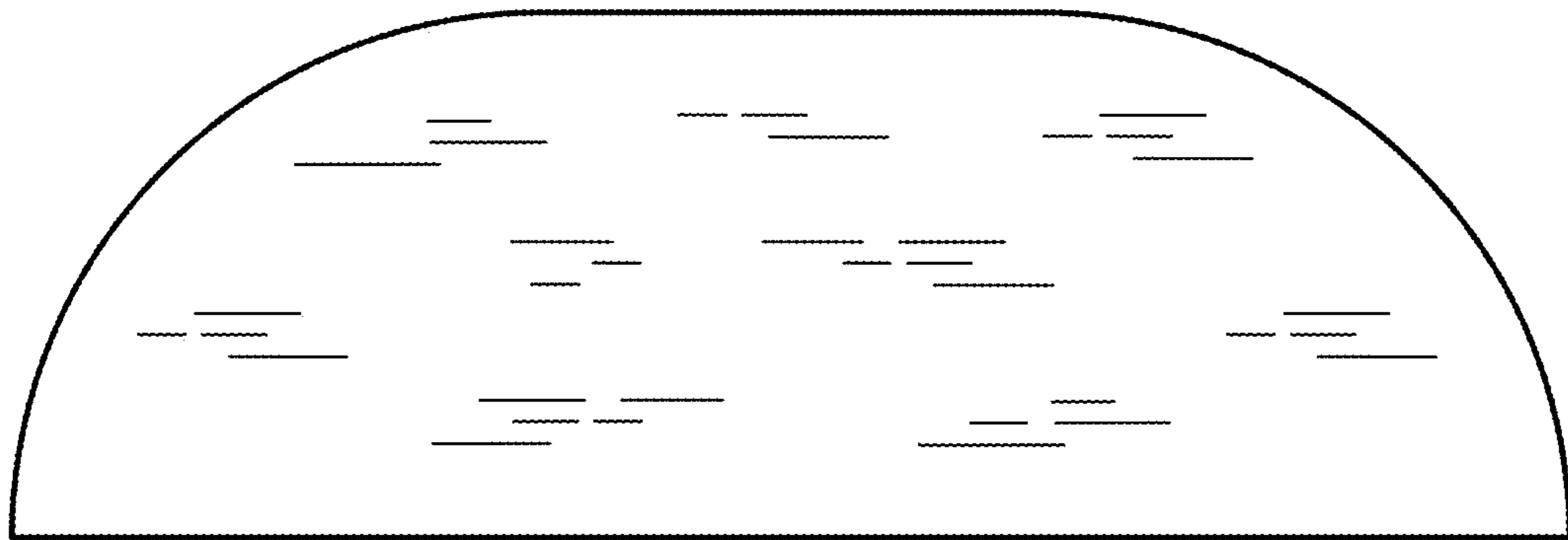


FIG. 6



FIG. 7