



US00D950729S

(12) **United States Design Patent** (10) **Patent No.:** **US D950,729 S**  
**Johnson** (45) **Date of Patent:** **\*\* May 3, 2022**

(54) **TOOTHBRUSH DRIVE TRAIN**  
(71) Applicant: **WATER PIK, INC.**, Fort Collins, CO (US)  
(72) Inventor: **Jeremy J. Johnson**, Fort Collins, CO (US)  
(73) Assignee: **WATER PIK, INC.**, Fort Collins, CO (US)

8,595,882 B2 12/2013 Bax et al.  
8,816,557 B2 8/2014 Long et al.  
8,943,635 B2 2/2015 Heil et al.  
8,970,072 B2 3/2015 Headstrom  
8,970,141 B2 3/2015 Bax et al.  
9,072,576 B2 7/2015 Nishiura  
9,099,939 B2 8/2015 Jungnickel et al.  
9,301,822 B2 4/2016 Grez et al.  
D761,963 S \* 7/2016 Way ..... D24/152  
9,410,593 B2 8/2016 Kloster et al.  
D776,815 S \* 1/2017 Carron ..... D24/152  
D779,062 S \* 2/2017 Evans ..... D24/152

(\*\*) Term: **15 Years**

(21) Appl. No.: **29/707,734**  
(22) Filed: **Sep. 30, 2019**  
(51) **LOC (13) Cl.** ..... **24-02**  
(52) **U.S. Cl.**  
USPC ..... **D24/152**  
(58) **Field of Classification Search**  
USPC ..... D4/100-102, 121, 123, 199; D24/152,  
D24/176; D13/112, 118, 122  
CPC ..... H02K 33/00; A61C 17/34  
See application file for complete search history.

FOREIGN PATENT DOCUMENTS

CN 108667255 A 10/2018  
WO 2017220355 A1 12/2017

(Continued)

*Primary Examiner* — Rebekah A Caruso  
(74) *Attorney, Agent, or Firm* — Dorsey & Whitney LLP

(57) **CLAIM**

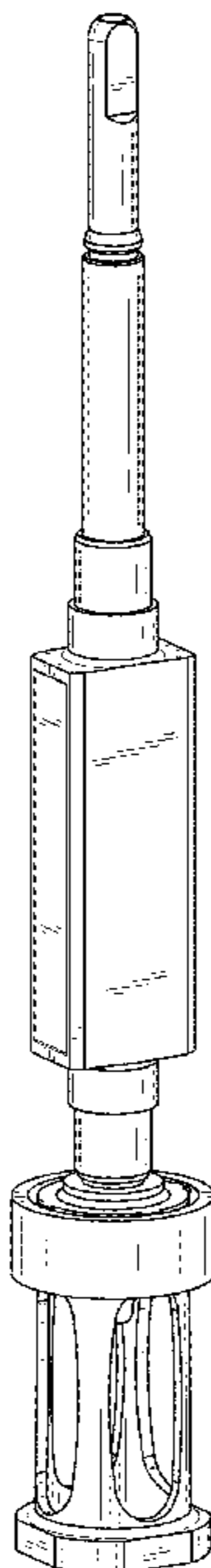
I claim the ornamental design for a toothbrush drive train, as shown.

**DESCRIPTION**

FIG. 1 is a front isometric view of a toothbrush drive train. FIG. 2 is a rear isometric view of the toothbrush drive train. FIG. 3 is a front elevation view of the toothbrush drive train. FIG. 4 is a rear elevation view of the toothbrush drive train. FIG. 5 is a left side elevation view of the toothbrush drive train. FIG. 6 is a right side elevation view of the toothbrush drive train. FIG. 7 is a top plan view of the toothbrush drive train; and, FIG. 8 is a bottom plan view of the toothbrush drive train.

**1 Claim, 4 Drawing Sheets**

(56) **References Cited**  
U.S. PATENT DOCUMENTS  
2,819,892 A 1/1958 Huff  
6,997,446 B2 2/2006 Hall et al.  
7,067,945 B2 6/2006 Grez et al.  
7,288,863 B2 10/2007 Kraus  
7,687,944 B2 3/2010 Benning et al.  
7,730,569 B2 6/2010 Grez et al.  
7,852,182 B2 12/2010 Willhelmus et al.  
8,264,105 B2 9/2012 Bax  
8,304,938 B2 11/2012 Jungnickel et al.  
8,418,302 B1 4/2013 Suen  
8,587,162 B2 11/2013 Kagami et al.



(56)

**References Cited**

U.S. PATENT DOCUMENTS

9,743,750 B2 8/2017 Boyke et al.  
9,806,591 B2 10/2017 Schober et al.  
D858,776 S \* 9/2019 Pieroni ..... D24/176  
D896,963 S \* 9/2020 Buist, Sr. .... D24/152  
2011/0119848 A1 5/2011 Kloster et al.  
2014/0259473 A1 9/2014 Bax et al.  
2015/0265041 A1 9/2015 Boyke et al.  
2016/0000543 A1\* 1/2016 Kobayashi ..... A61C 17/34  
15/22.1  
2017/0271935 A1 9/2017 Luo et al.  
2017/0273768 A1 9/2017 Bax et al.  
2018/0145576 A1 5/2018 Kraus  
2019/0140533 A1 5/2019 Hu et al.  
2021/0093431 A1\* 4/2021 Johnson ..... A61C 17/028

FOREIGN PATENT DOCUMENTS

WO 2018046760 A1 3/2018  
WO 2018078848 A1 5/2018

\* cited by examiner

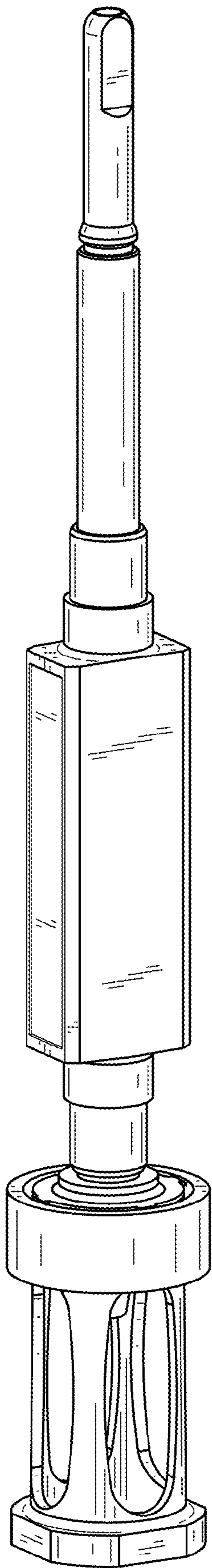


FIG. 1

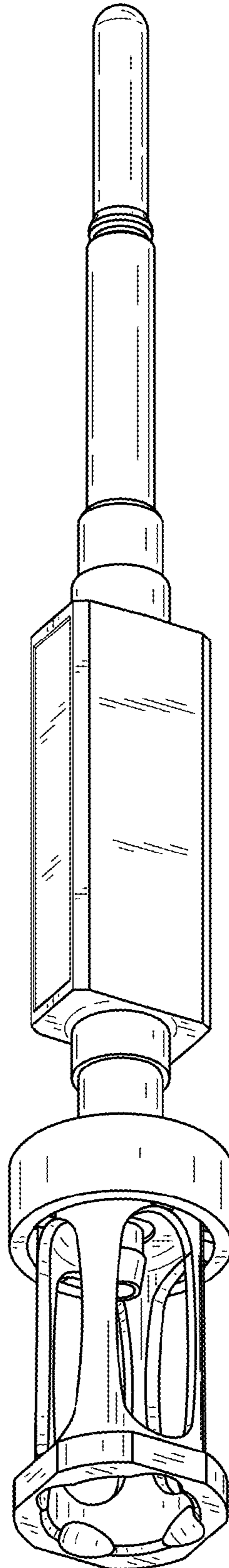


FIG. 2

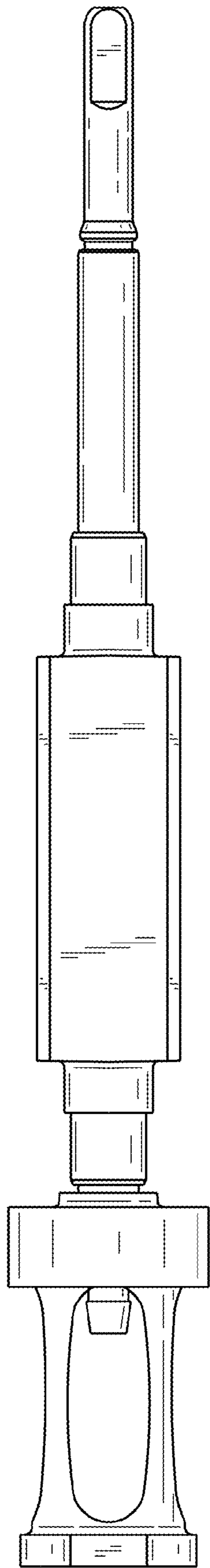


FIG. 3

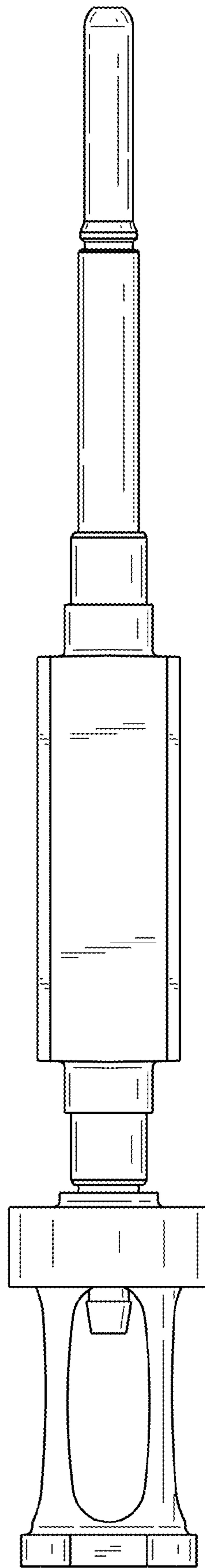


FIG. 4

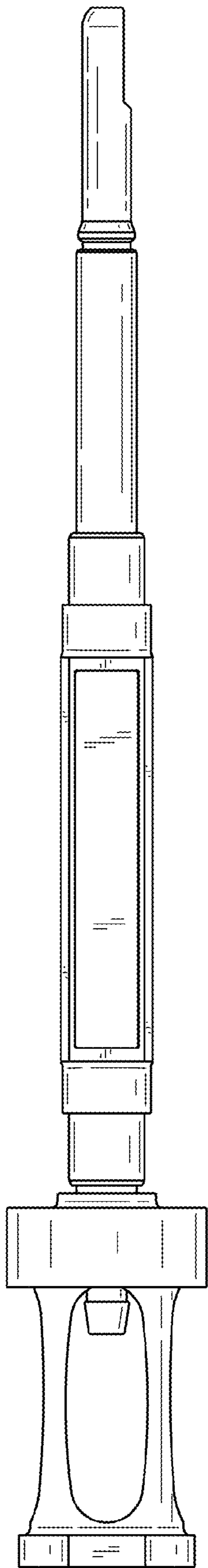


FIG. 5

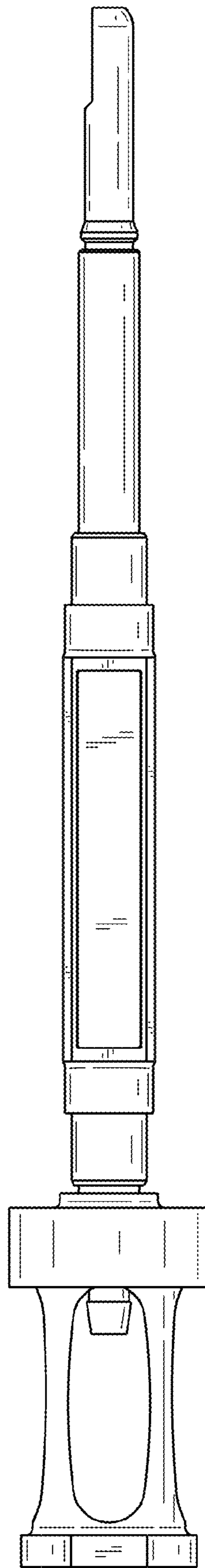


FIG. 6

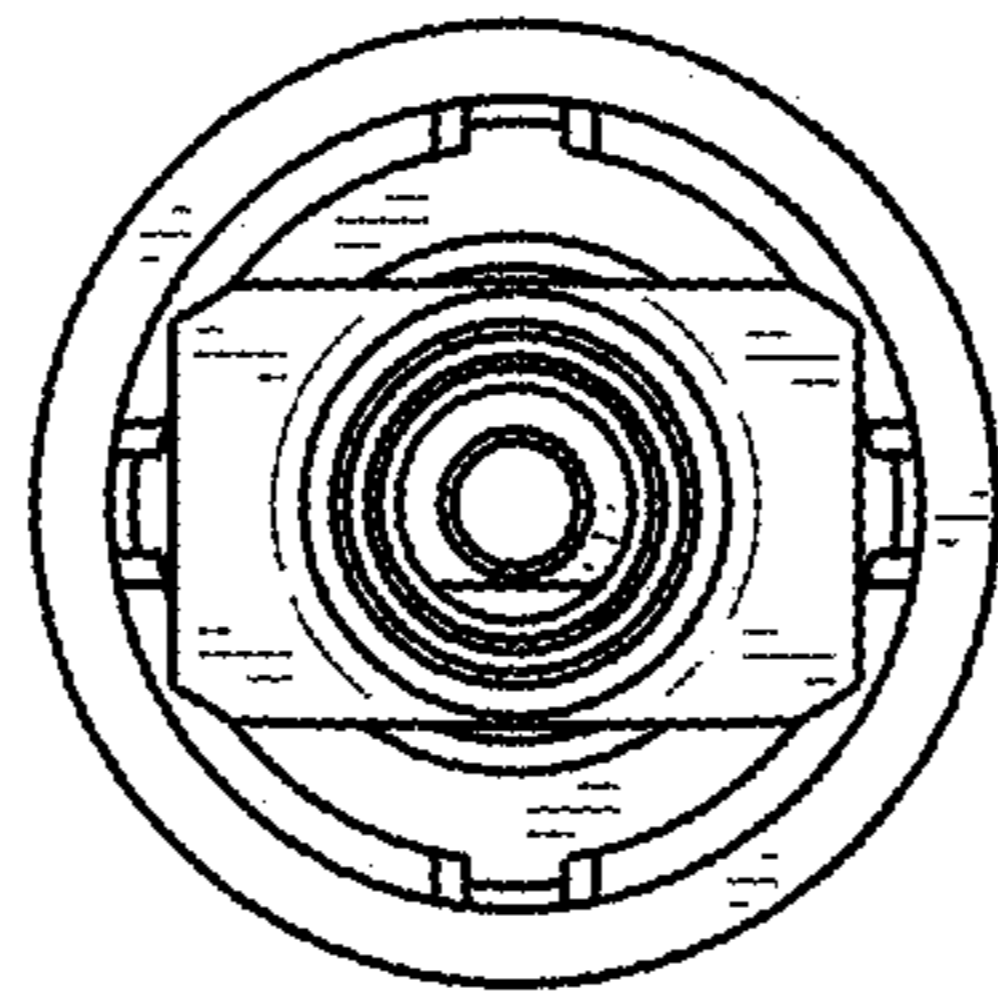


FIG. 7

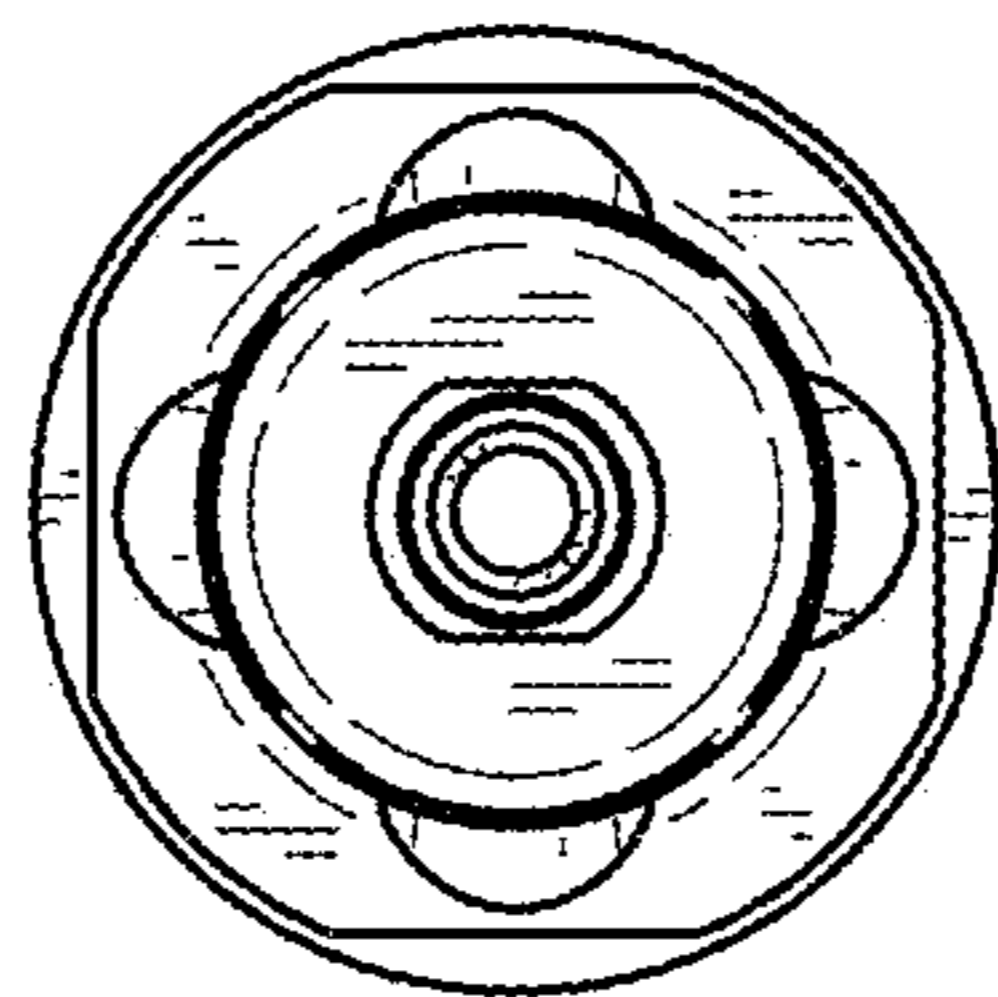


FIG. 8