



US00D950660S

(12) **United States Design Patent** (10) **Patent No.:** **US D950,660 S**
Cavill et al. (45) **Date of Patent:** **** May 3, 2022**

(54) **GOLF CLUB GRIP**
(71) Applicant: **Eaton Intelligent Power Limited**,
Dublin (IE)
(72) Inventors: **Gregory William Cavill**, Pinehurst, NC
(US); **Bruce A. Miller**, Pinehurst, NC
(US); **Craig R. Balnis**, Aberdeen, NC
(US); **James Ledford**, Pinehurst, NC
(US); **Jonathan C. Neal**, Davidson, NC
(US); **Aaron J. Michaud**,
Fuquay-Varina, NC (US); **Alex Lee**
Walls, Laurinburg, NC (US)
(73) Assignee: **EATON INTELLIGENT POWER**
LIMITED, Dublin (IE)
(**) Term: **15 Years**
(21) Appl. No.: **29/745,961**
(22) Filed: **Aug. 11, 2020**
(51) **LOC (13) Cl.** **21-02**
(52) **U.S. Cl.**
USPC **D21/756**
(58) **Field of Classification Search**
USPC D21/756-758; D8/80, 83, 94, 97, 107,
D8/300, 321
CPC ... A63B 60/06-34; A63B 60/00; A63B 60/46;
A63B 59/60-80; A63B 49/00-14; A63B
53/14
See application file for complete search history.

(56) **References Cited**
U.S. PATENT DOCUMENTS
D376,400 S * 12/1996 Nakazaki D21/756
D430,634 S * 9/2000 Cleveland D21/756
D463,520 S * 9/2002 Ulrich D21/756
D463,521 S * 9/2002 Jones D21/756
D494,650 S * 8/2004 Petersen D21/756

D529,563 S * 10/2006 Rose D21/756
D529,971 S * 10/2006 Rose D21/756
D534,603 S * 1/2007 Norton D21/756
D534,604 S * 1/2007 Norton D21/756
D534,605 S * 1/2007 Norton D21/756
D534,606 S * 1/2007 Norton D21/756
D538,868 S * 3/2007 Norton D21/756
D554,723 S * 11/2007 Savasky D21/756
D554,724 S * 11/2007 Savasky D21/756
D556,847 S * 12/2007 DeVaney D21/756
D562,924 S * 2/2008 DeVaney D21/756
D576,240 S * 9/2008 Chen D21/756
D576,241 S * 9/2008 Chen D21/756
D590,465 S * 4/2009 Chen D21/756
D595,380 S * 6/2009 Koehler D21/756
D602,108 S * 10/2009 Miyama D21/757
D616,516 S * 5/2010 Chen D21/756
D630,691 S * 1/2011 Zeller D21/756
D631,118 S * 1/2011 Chen D21/756
D634,803 S * 3/2011 Chen D21/756
D732,619 S * 6/2015 Henrikson D21/757
D733,238 S * 6/2015 Bacon D21/756
D738,974 S * 9/2015 Miller D21/756

(Continued)

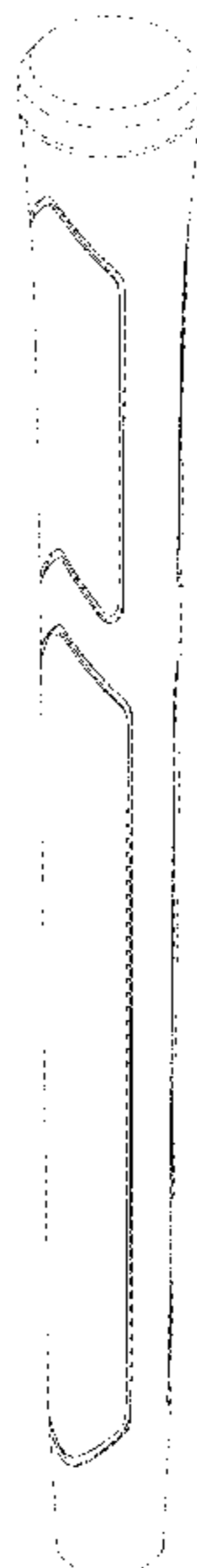
Primary Examiner — Mitchell I. Siegel
(74) Attorney, Agent, or Firm — Fay Sharpe LLP

(57) **CLAIM**
The ornamental design for a golf club grip, as shown and described.

DESCRIPTION

FIG. 1 is a perspective view of the golf club grip;
FIG. 2 is a top view thereof;
FIG. 3 is a right side view thereof;
FIG. 4 is a bottom view thereof;
FIG. 5 is a left side view thereof;
FIG. 6 is an end view thereof; and,
FIG. 7 is an end view thereof opposite FIG. 6.
The broken lines shown in the drawings form no part of the claimed design.

1 Claim, 2 Drawing Sheets



(56)

References Cited

U.S. PATENT DOCUMENTS

D796,610 S * 9/2017 Nathan D21/756
2018/0078836 A1* 3/2018 Davis A63B 60/14

* cited by examiner

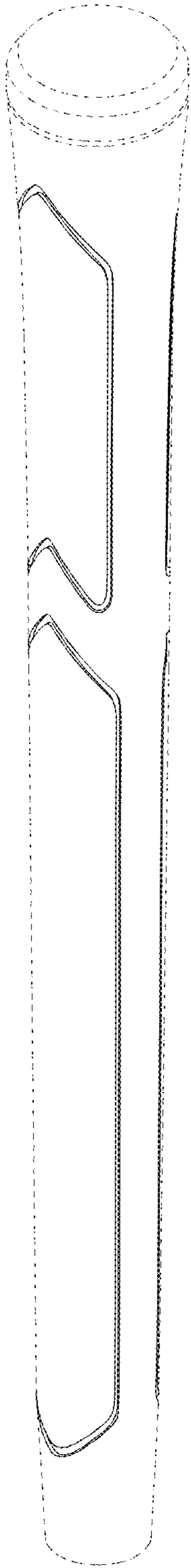


Fig.1

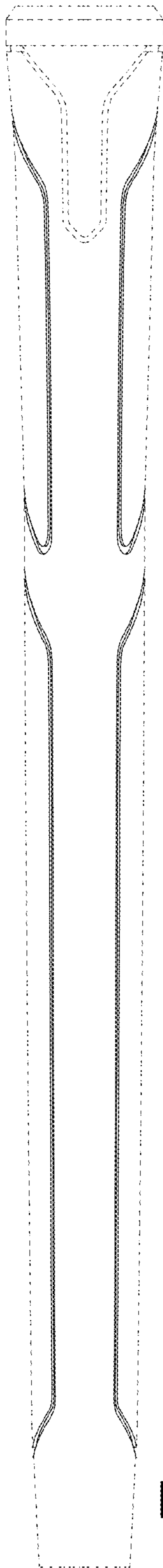


Fig.2

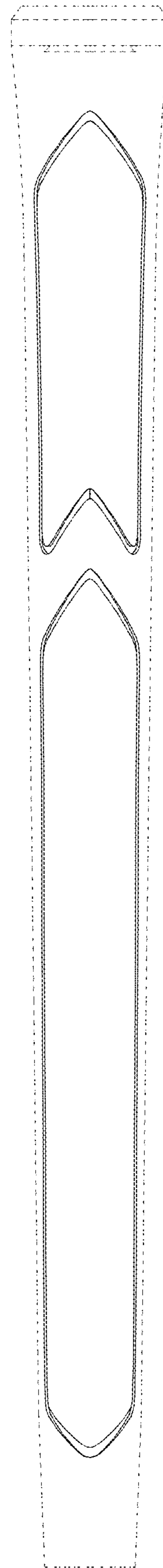


Fig.3

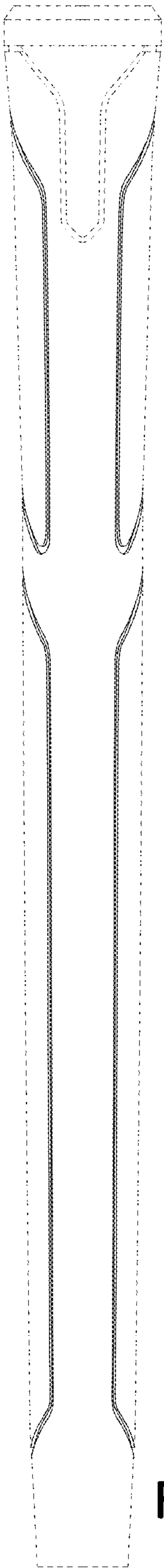


Fig.4

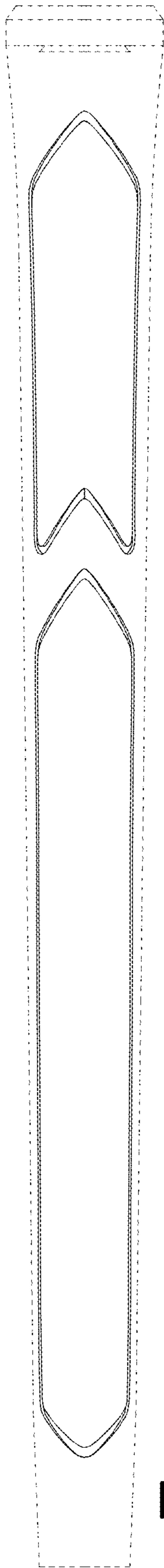


Fig.5

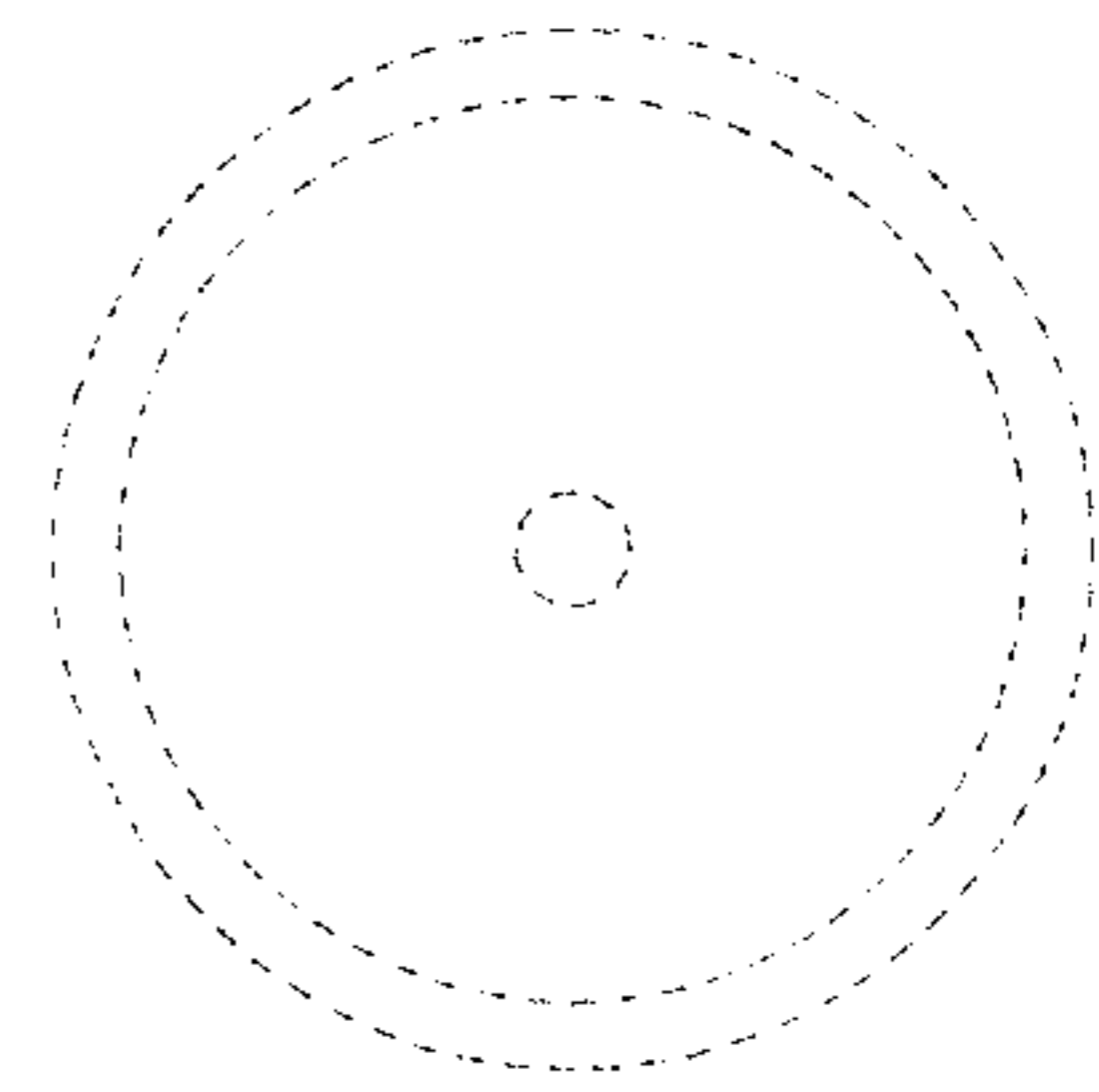


Fig.6

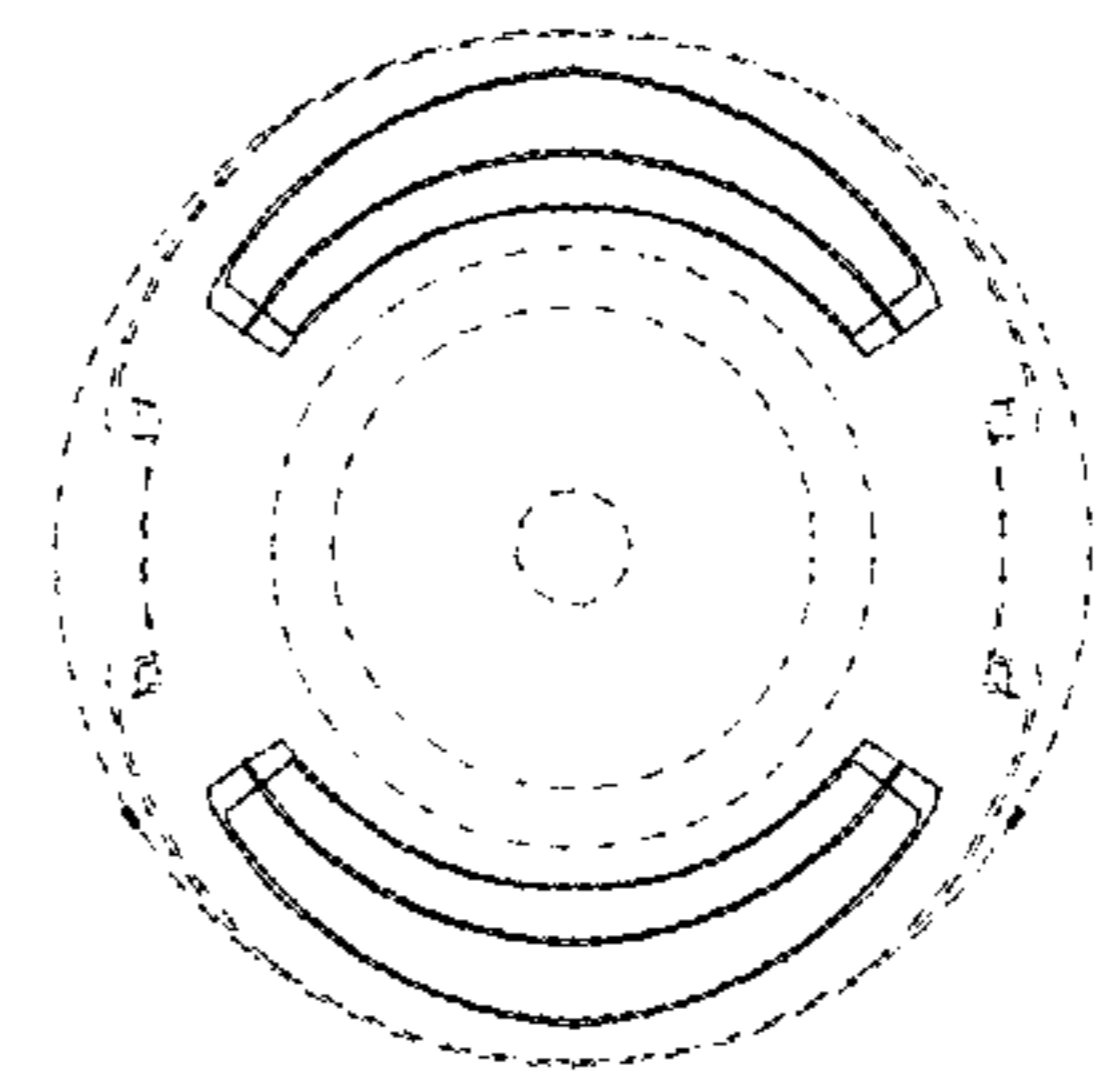


Fig.7