



US00D950654S

(12) **United States Design Patent**  
**Wang**

(10) **Patent No.:** **US D950,654 S**

(45) **Date of Patent:** **\*\* May 3, 2022**

(54) **KETTLEBELL**

(71) Applicant: **Zhejiang Feier Intelligent Technology Co., Ltd., Zhejiang (CN)**

(72) Inventor: **Longfei Wang, Zhejiang (CN)**

(73) Assignee: **Zhejiang Feier Intelligent Technology Co., Ltd., Zhejiang (CN)**

(\*\*) Term: **15 Years**

(21) Appl. No.: **29/781,620**

(22) Filed: **Apr. 30, 2021**

(30) **Foreign Application Priority Data**

Apr. 20, 2021 (EM) ..... 008509210

(51) **LOC (13) Cl.** ..... **21-02**

(52) **U.S. Cl.**  
USPC ..... **D21/680**

(58) **Field of Classification Search**  
USPC ..... D21/662, 681, 682, 694, 680, 684, 679,  
D21/675, 677  
See application file for complete search history.

(56) **References Cited**

**U.S. PATENT DOCUMENTS**

D522,594 S *	6/2006	Donahue	.....	D21/682
7,563,208 B1 *	7/2009	Chen	.....	A63B 21/075 482/93
D652,877 S *	1/2012	Dalebout	.....	D21/682
D653,716 S *	2/2012	Lin	.....	D21/682
D654,971 S *	2/2012	Januszek	.....	D21/682
D664,613 S *	7/2012	Dalebout	.....	D21/682
D683,803 S *	6/2013	Childs	.....	D21/681
D726,843 S *	4/2015	Barton	.....	D21/682
D811,019 S *	2/2018	Alton	.....	D21/681
D827,735 S *	9/2018	Ross	.....	D21/682

D877,824 S *	3/2020	Chiang	.....	D21/680
2010/0255960 A1 *	10/2010	Kessler	.....	A63B 21/072 482/93
2012/0322631 A1 *	12/2012	Januszek	.....	A63B 21/072 164/112

(Continued)

**OTHER PUBLICATIONS**

Titan fitness store, announced 2016[online], [site visited Feb. 15, 2022]. Available on internet, URL:https://www.amazon.com/Titan-Fitness-Adjustable-Kettlebell-Lifting/dp/B01B6RZSH0/ref (Year: 2016).\*

(Continued)

*Primary Examiner* — Khawaja Anwar

*Assistant Examiner* — Julice Seung Eun Oum

(74) *Attorney, Agent, or Firm* — ScienBiziP, P.C.

(57) **CLAIM**

The ornamental design for a kettlebell, as shown and described.

**DESCRIPTION**

FIG. 1 is a front, right, and top perspective view of a kettlebell, showing my design.

FIG. 2 is a rear, left, and bottom perspective view thereof.

FIG. 3 is a front elevation view thereof.

FIG. 4 is a rear elevation view thereof.

FIG. 5 is a left side elevation view thereof.

FIG. 6 is a right side elevation view thereof.

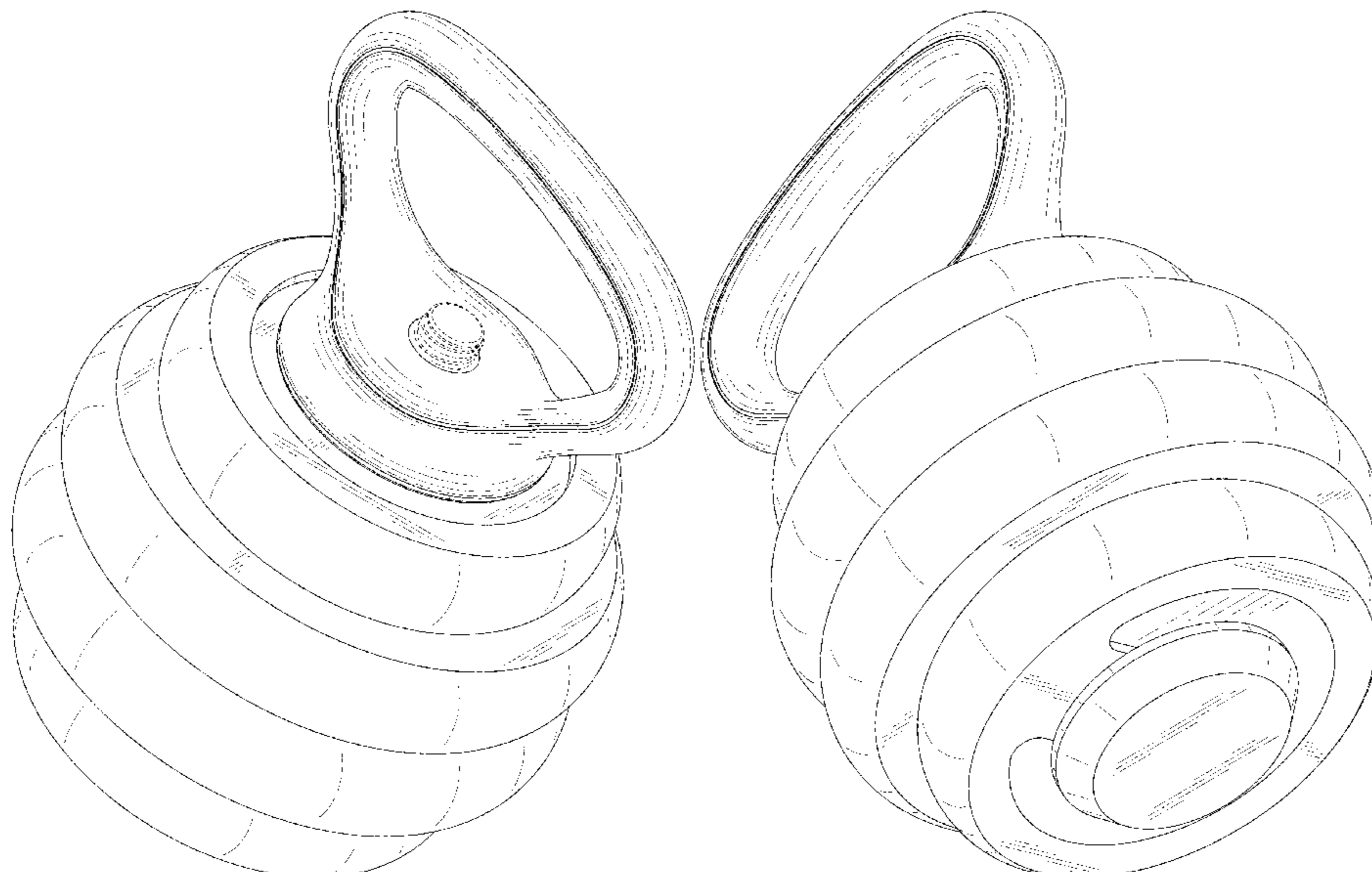
FIG. 7 is a top plan view thereof.

FIG. 8 is a bottom plan view thereof; and,

FIG. 9 front, right, and top perspective view of a handle part of the kettlebell of FIG. 1.

The broken lines shown in the drawings are included for the purpose of illustrating portions of the kettlebell that form no part of the claimed design.

**1 Claim, 9 Drawing Sheets**



(56)

**References Cited**

U.S. PATENT DOCUMENTS

2016/0236029 A1\* 8/2016 Kaszer ..... A63B 21/072  
2018/0169460 A1\* 6/2018 Chen ..... A63B 21/075

OTHER PUBLICATIONS

Time wave, announced 2020[online], [site visited Feb. 15, 2022].  
Available on internet, URL:<https://www.amazon.com/Time-wave-Adjustable-Weightlifting-Conditioning/dp/B08P4Z397J/ref> (Year: 2020).\*

\* cited by examiner

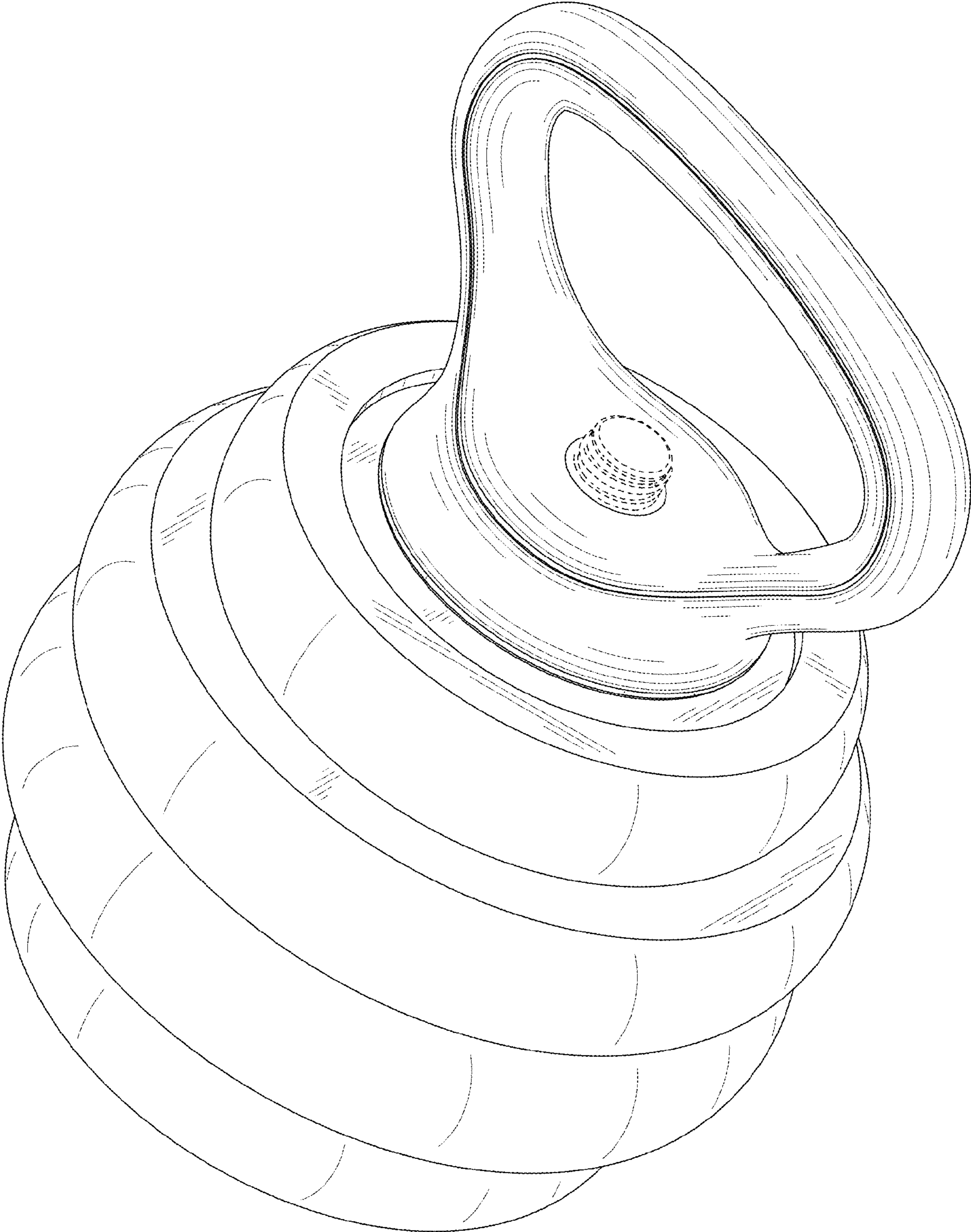


FIG. 1

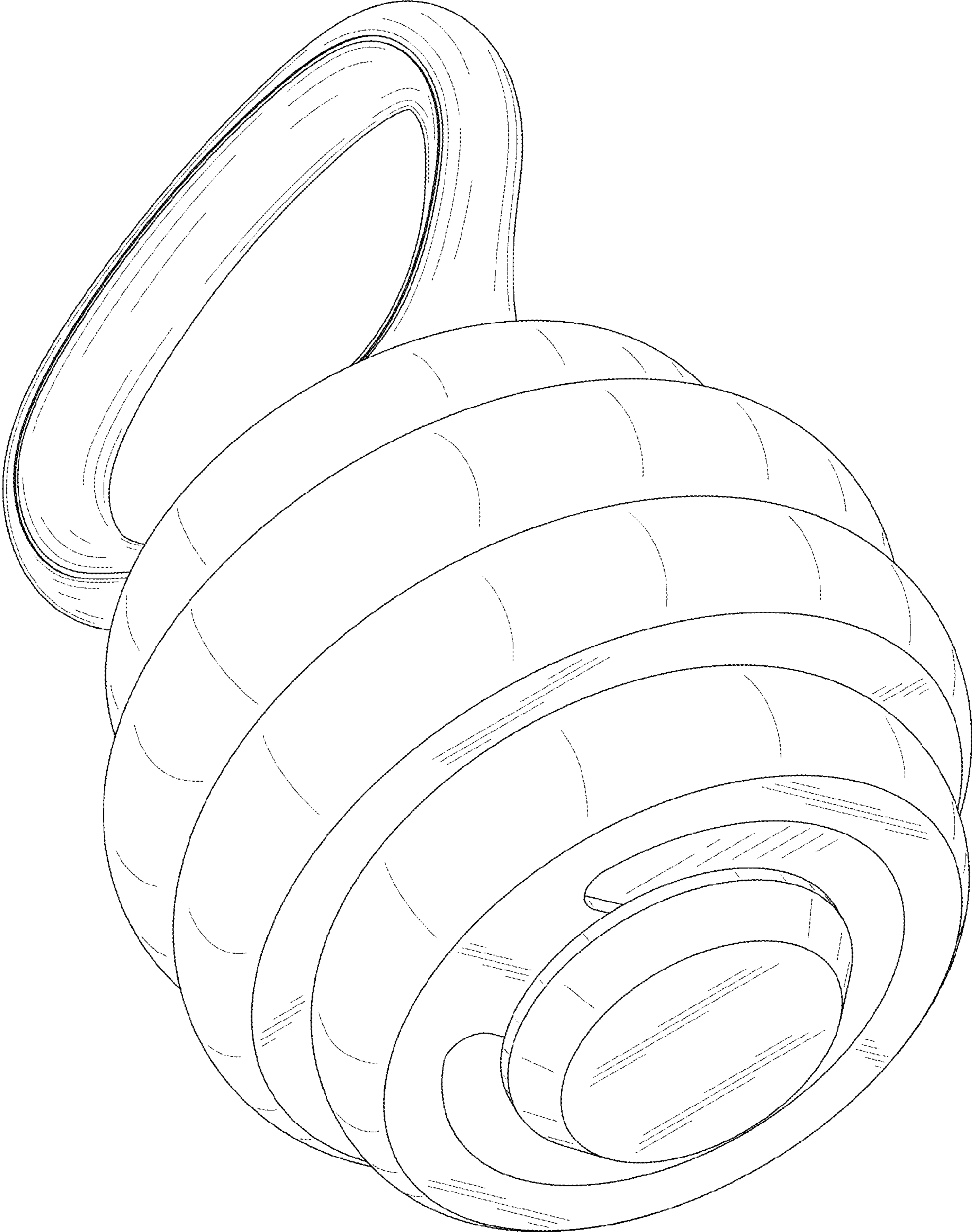


FIG. 2

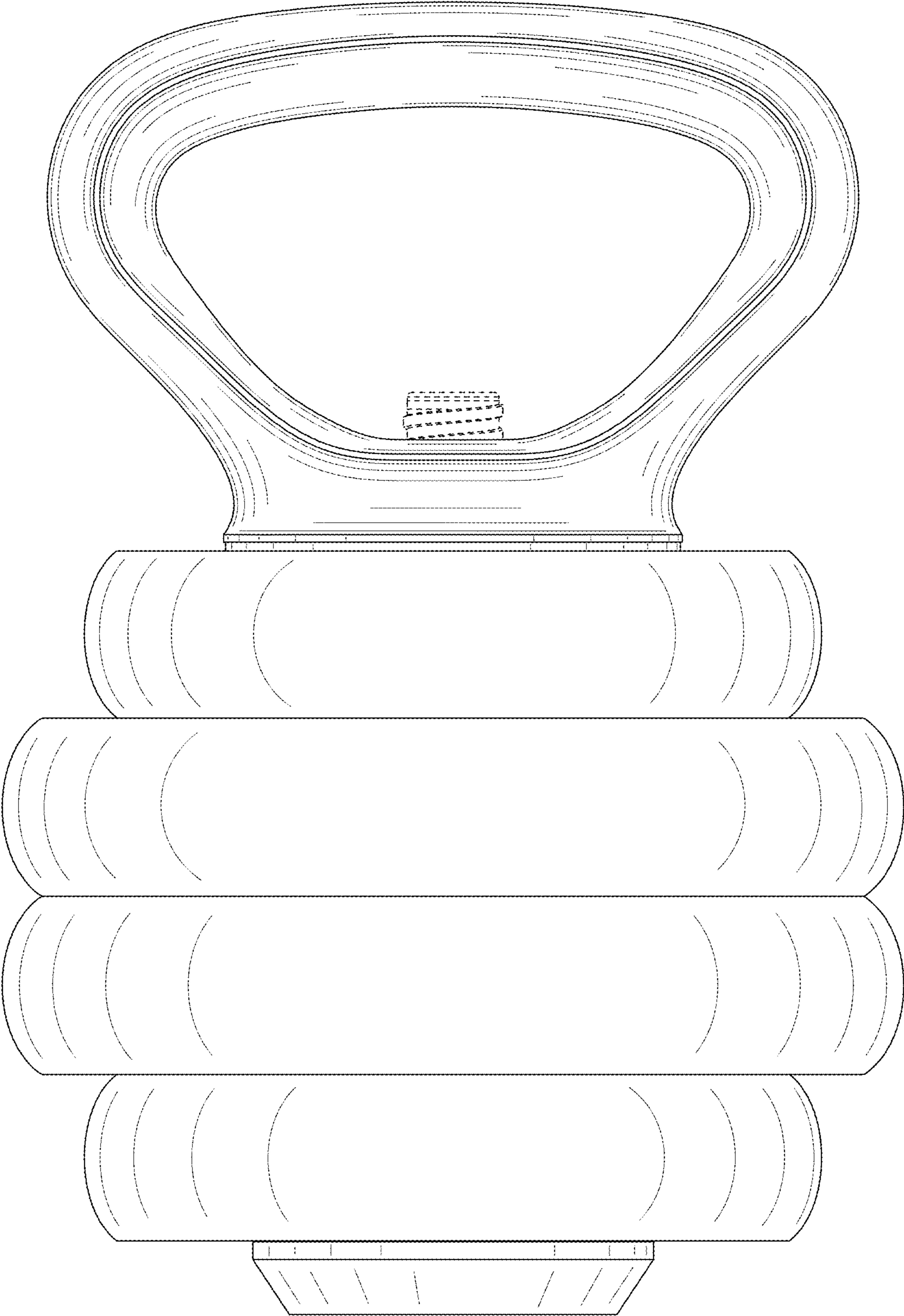


FIG. 3

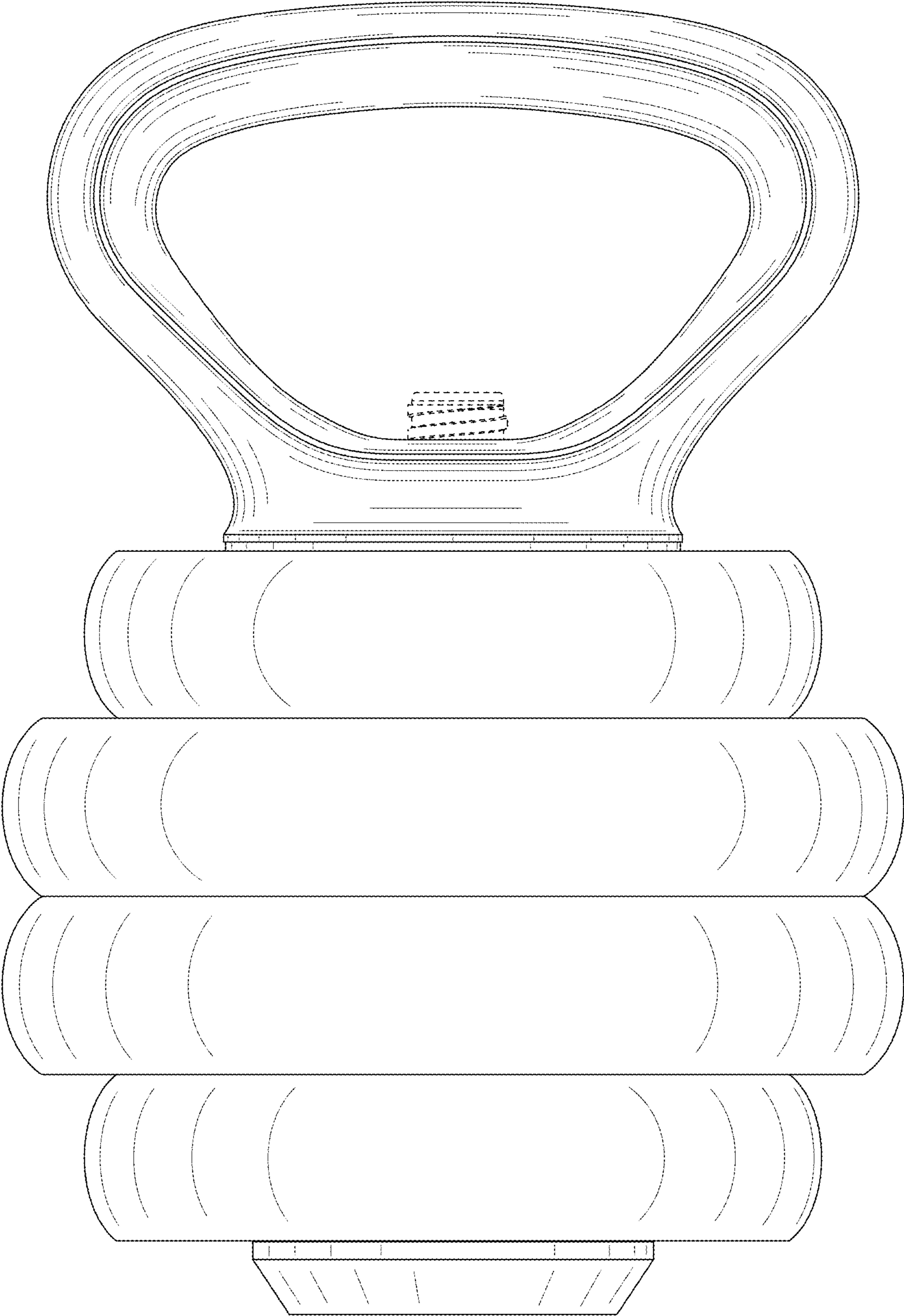


FIG. 4




FIG. 5




FIG. 6



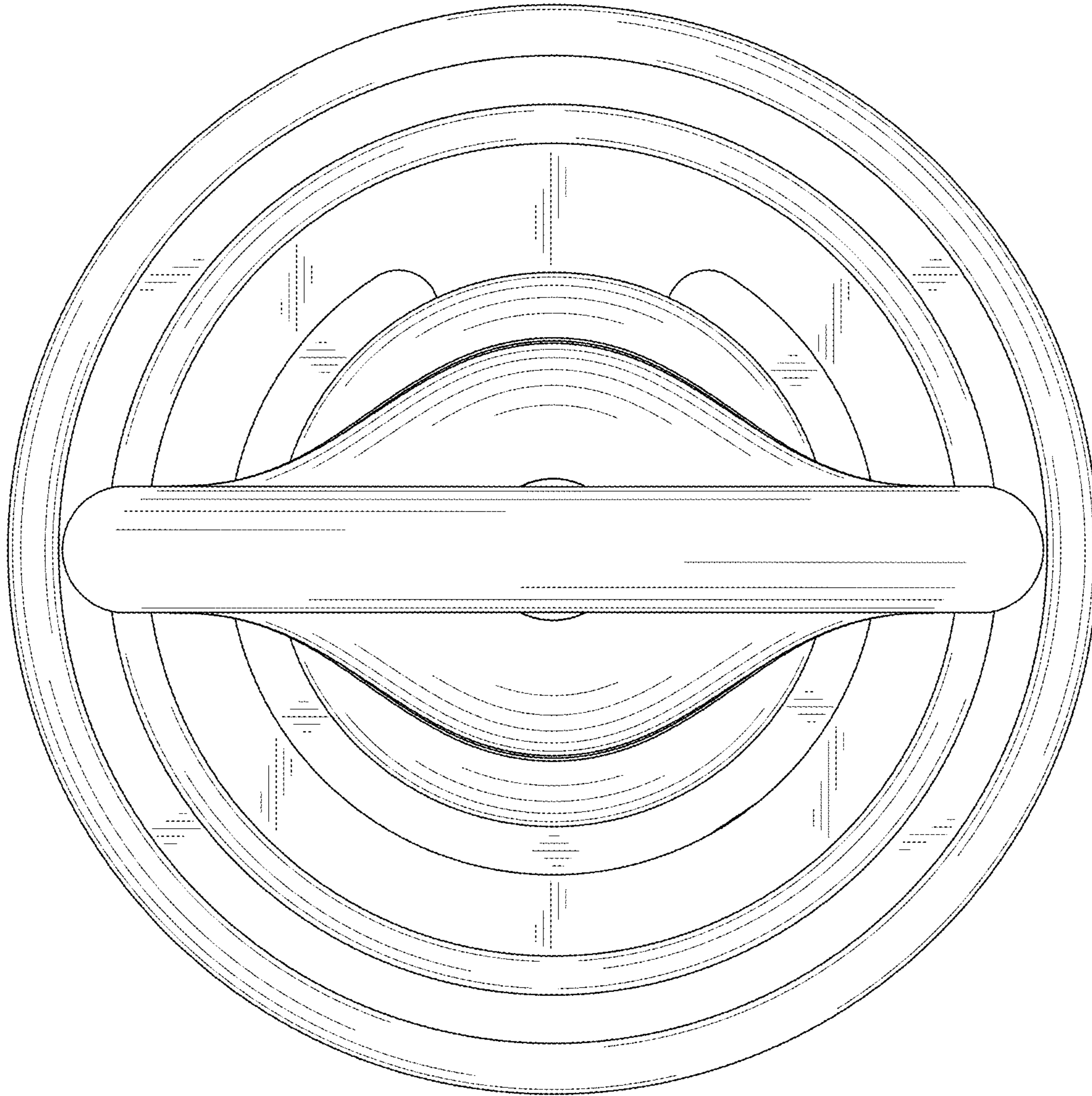


FIG. 7

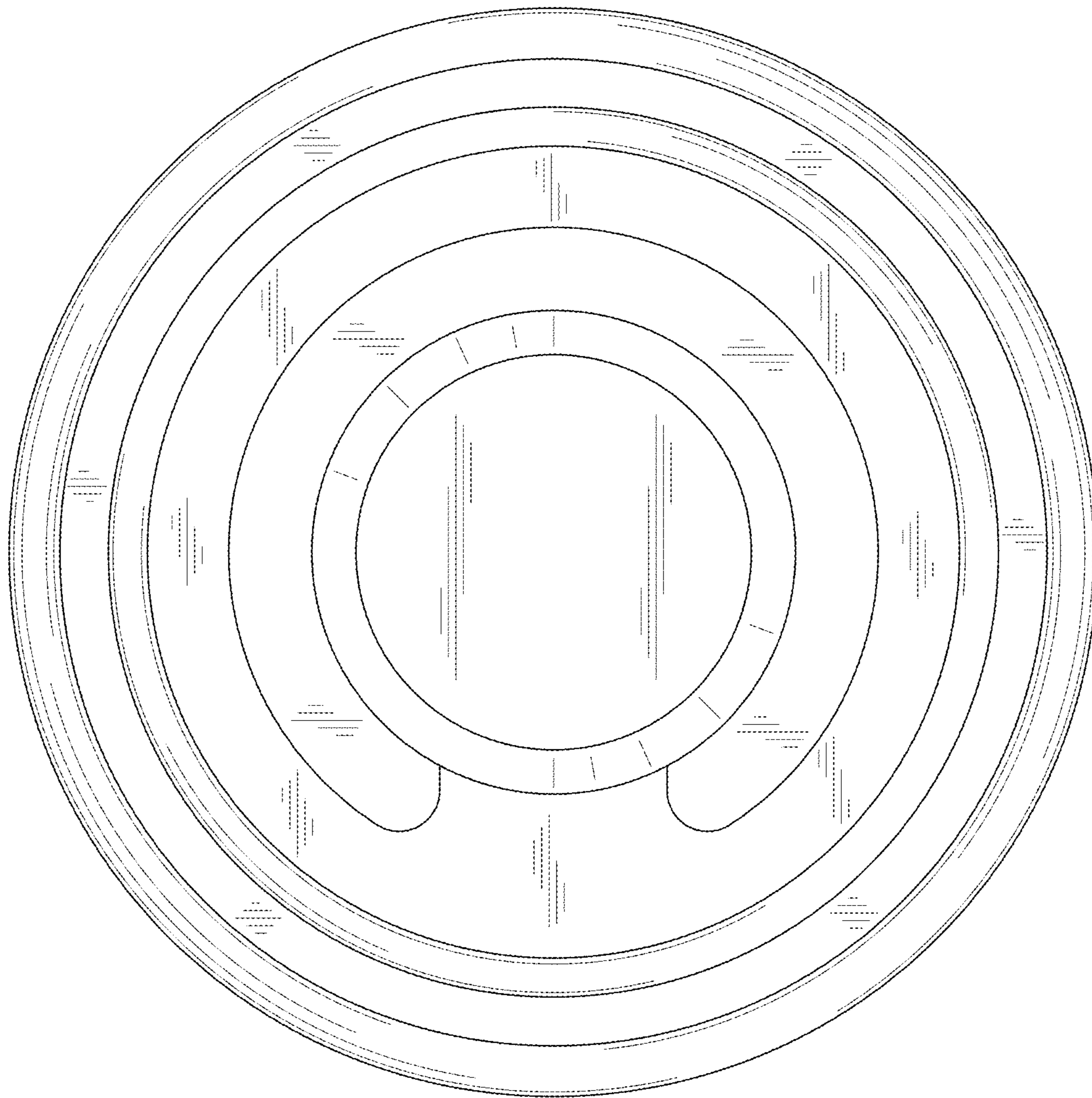


FIG. 8

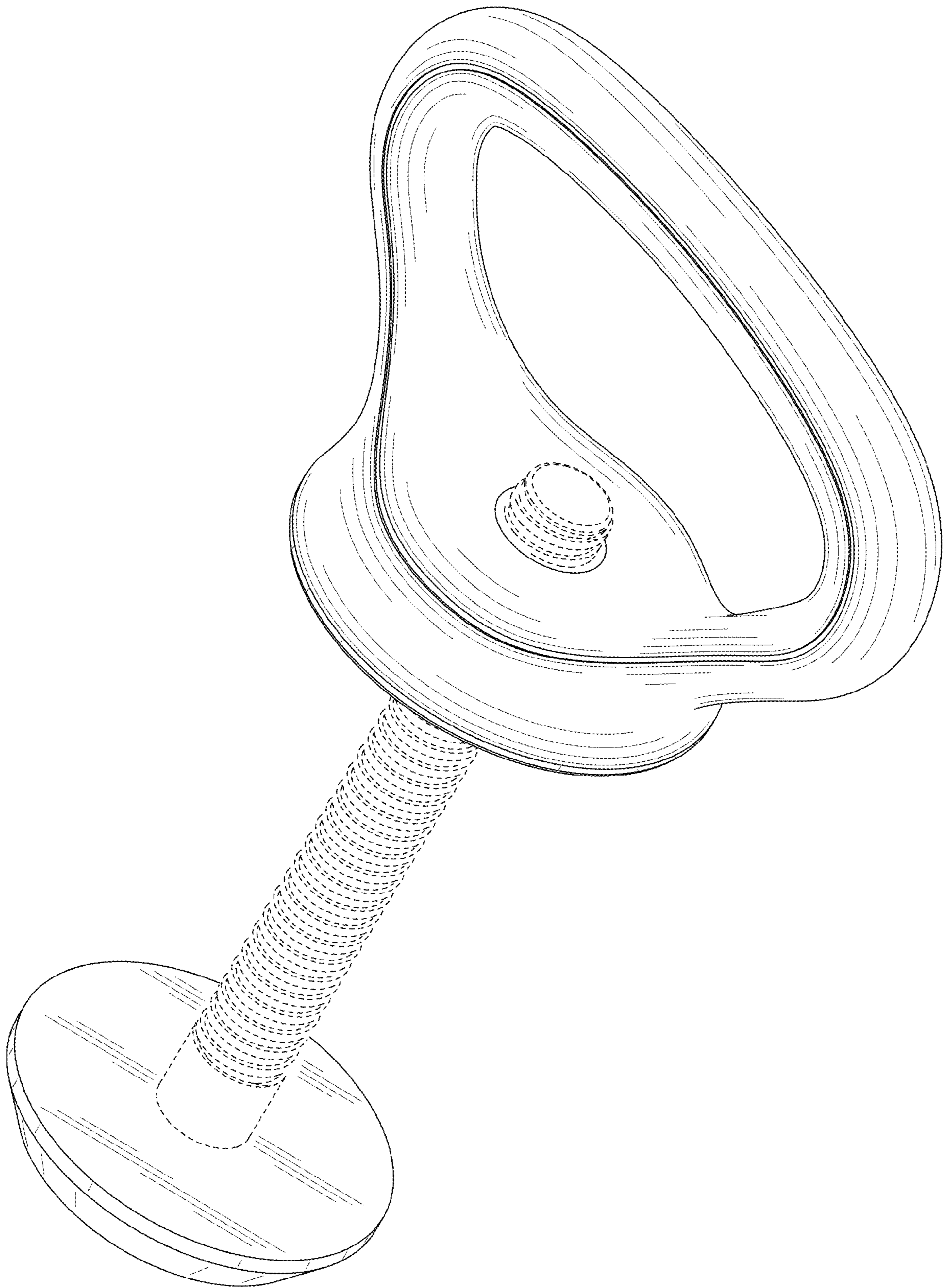


FIG. 9