



US00D950623S

(12) **United States Design Patent** (10) **Patent No.:** **US D950,623 S**
Li (45) **Date of Patent:** **** May 3, 2022**

(54) **NETWORK CAMERA**
(71) Applicant: **SHENZHEN ANYUANWEI TECHNOLOGY CO., LTD**, Shenzhen (CN)
(72) Inventor: **Wenjun Li**, Shenzhen (CN)
(73) Assignee: **SHENZHEN ANYUANWEI TECHNOLOGY CO., LTD**, Shenzhen (CN)

D534,938 S * 1/2007 Beasley D14/130
D612,882 S * 3/2010 Kim D16/202
D732,594 S * 6/2015 Kawa D16/202
D788,834 S * 6/2017 Bhattacharya D16/203
D815,177 S 4/2018 Jeong
D877,227 S * 3/2020 Seflic D16/202
D894,774 S * 9/2020 Yu D10/118.2
D894,775 S * 9/2020 Yu D10/118.2
D900,659 S * 11/2020 Yu D10/118.2
D901,572 S 11/2020 Wang et al.
D912,716 S * 3/2021 Sasaki D16/202
D920,418 S * 5/2021 Scalisi D16/203
D926,067 S * 7/2021 Jacob D10/118.2

(**) Term: **15 Years**

* cited by examiner

(21) Appl. No.: **29/771,248**

Primary Examiner — Ramzi Almatrahi

(22) Filed: **Feb. 22, 2021**

(51) **LOC (13) Cl.** **16-01**

(52) **U.S. Cl.**
USPC **D16/202**

(57) **CLAIM**

(58) **Field of Classification Search**
USPC D16/200, 202–208, 218, 219, 242;
D10/106.2, 106.3, 106.5, 118.1, 118.2;
348/143, 148, 151, 373–376; 396/419,
396/427, 535, 539–541

The ornamental design for a network camera, as shown and described.

CPC G03B 17/02; G03B 19/04; G03B 17/56;
G03B 17/04; G03B 15/03; H04N 5/2251;
H04N 5/2252; H04N 5/2253; H04N
5/2254; H04N 7/181; H04N 7/183; H04N
7/18; G08B 13/1963; G08B 13/19619;
G08B 13/19632

DESCRIPTION

See application file for complete search history.

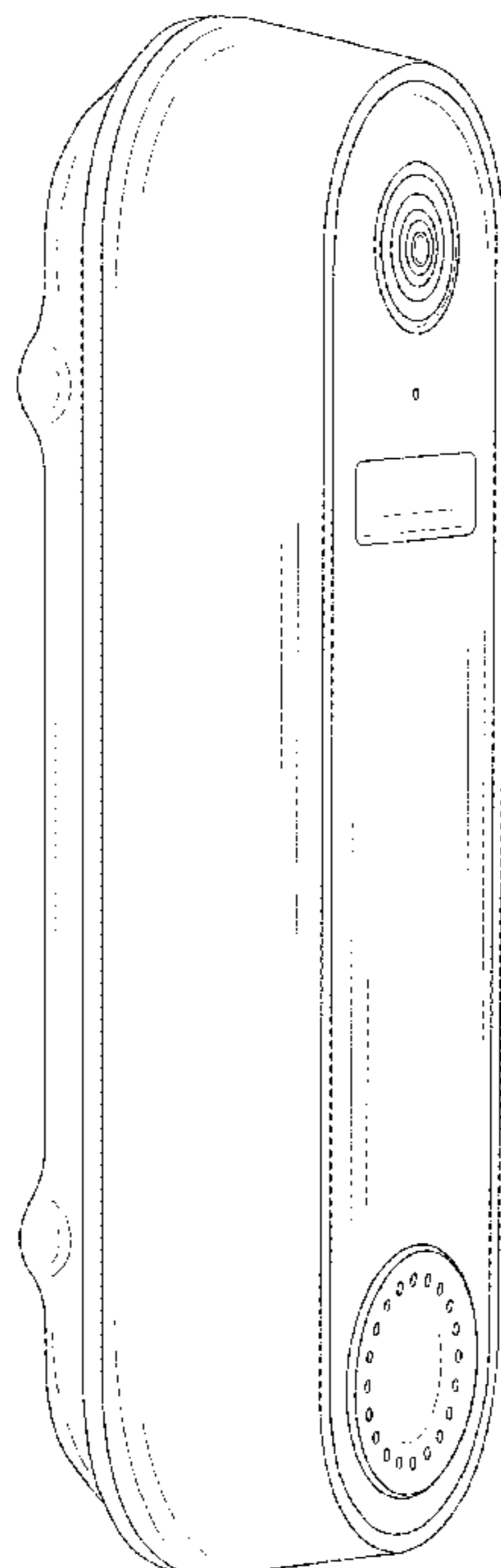
FIG. 1 is a perspective view of a network camera showing my new design;
FIG. 2 is a front elevational view thereof;
FIG. 3 is a rear elevational view thereof;
FIG. 4 is a left side elevational view thereof;
FIG. 5 is a right side elevational view thereof;
FIG. 6 is a top plan view thereof; and,
FIG. 7 is a bottom plan view thereof.

(56) **References Cited**

U.S. PATENT DOCUMENTS

D464,365 S * 10/2002 Su D16/202
D477,344 S * 7/2003 Ng D16/202

1 Claim, 7 Drawing Sheets



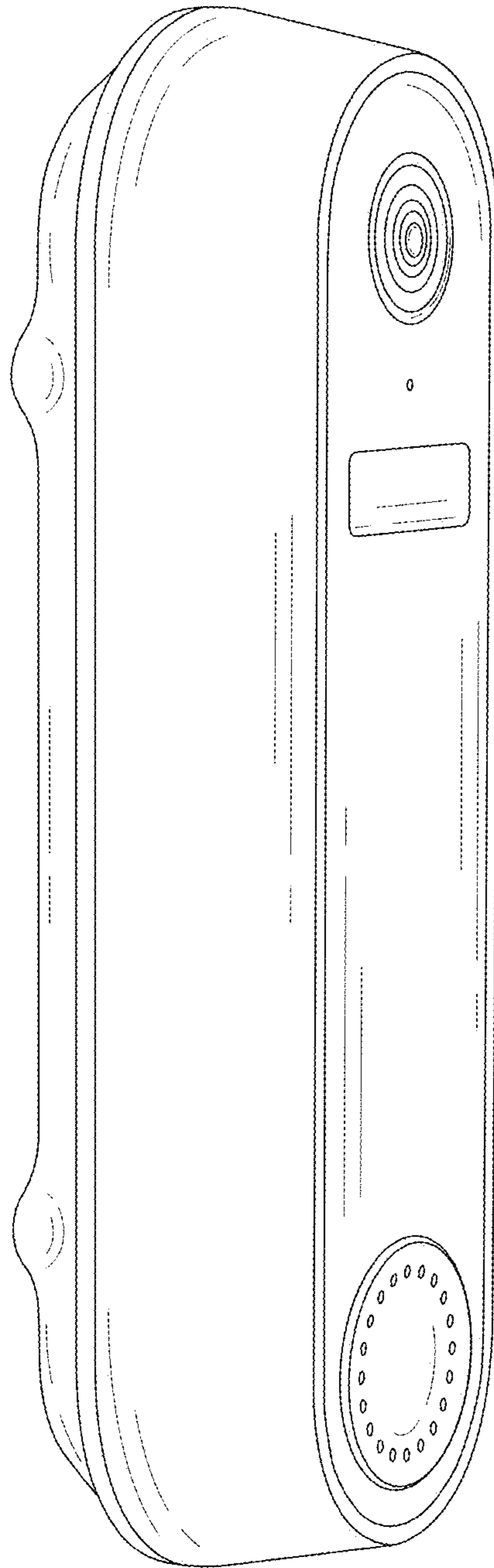


FIG. 1

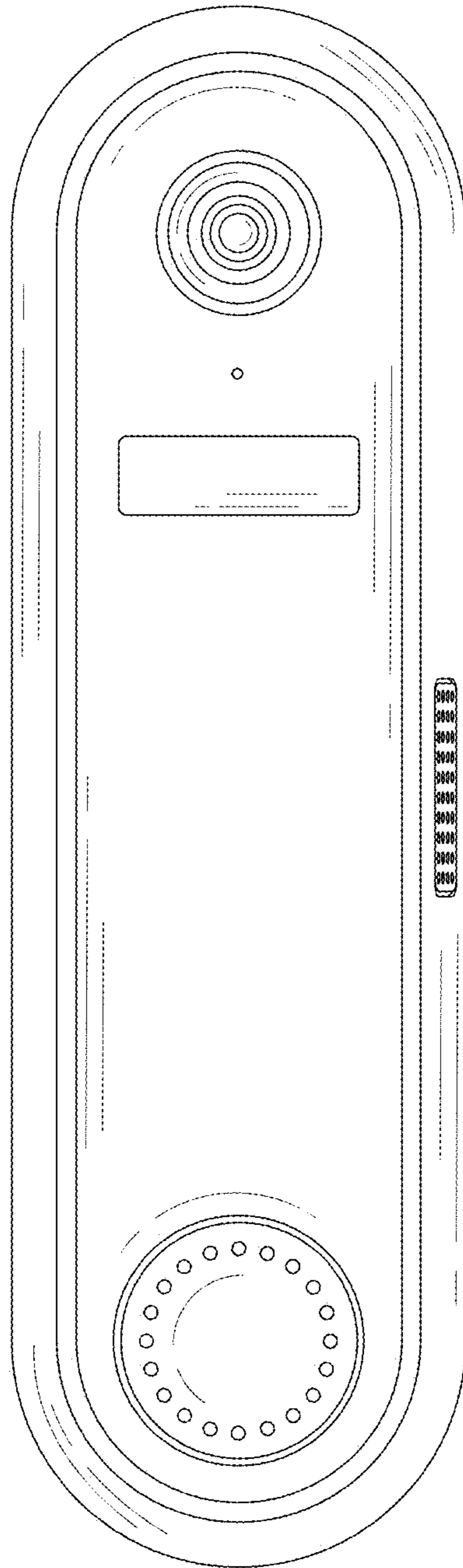


FIG. 2

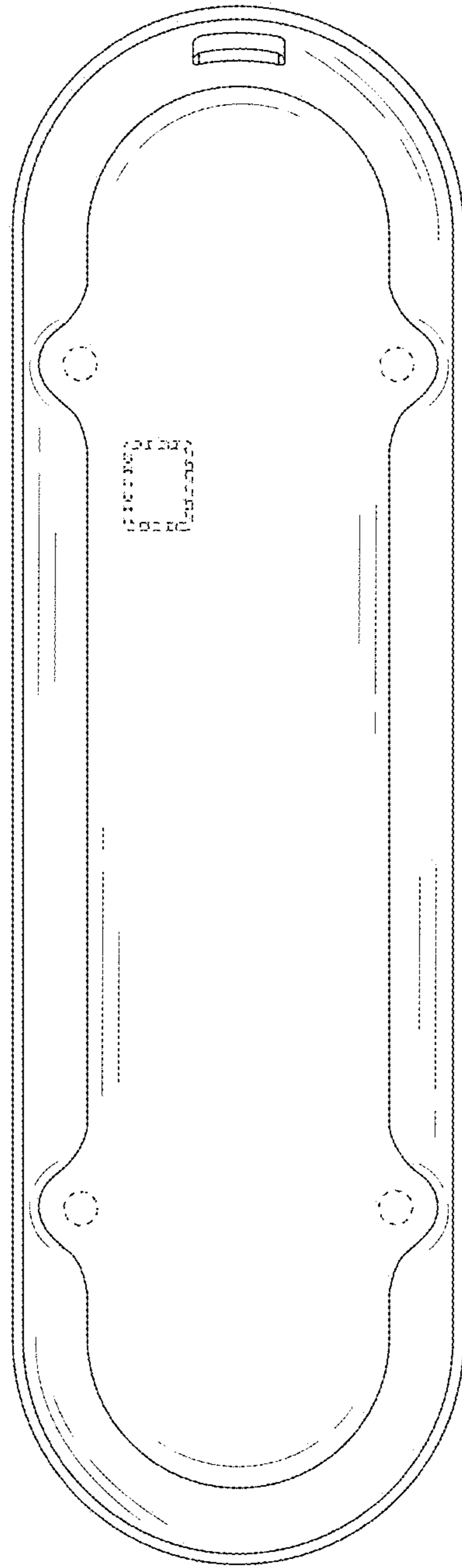


FIG. 3

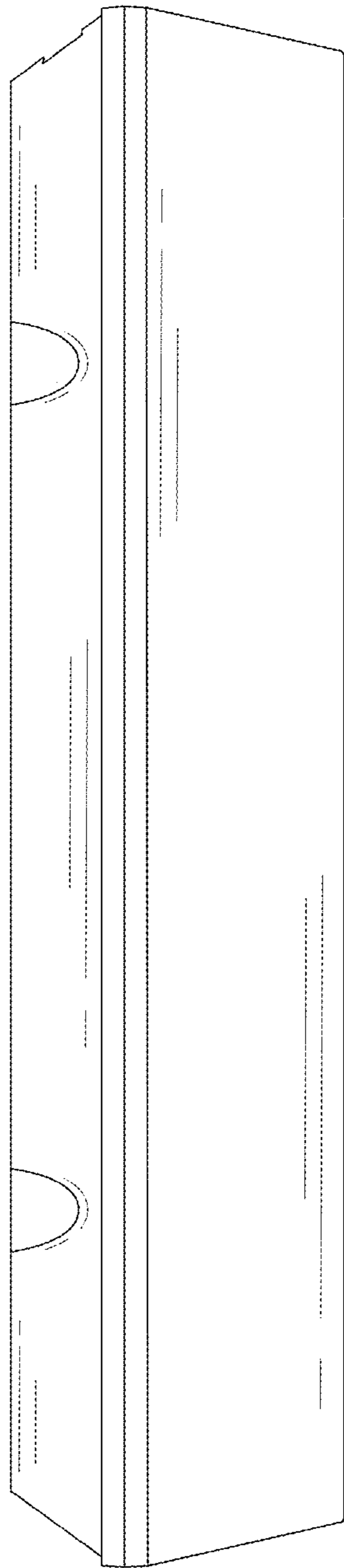


FIG. 4

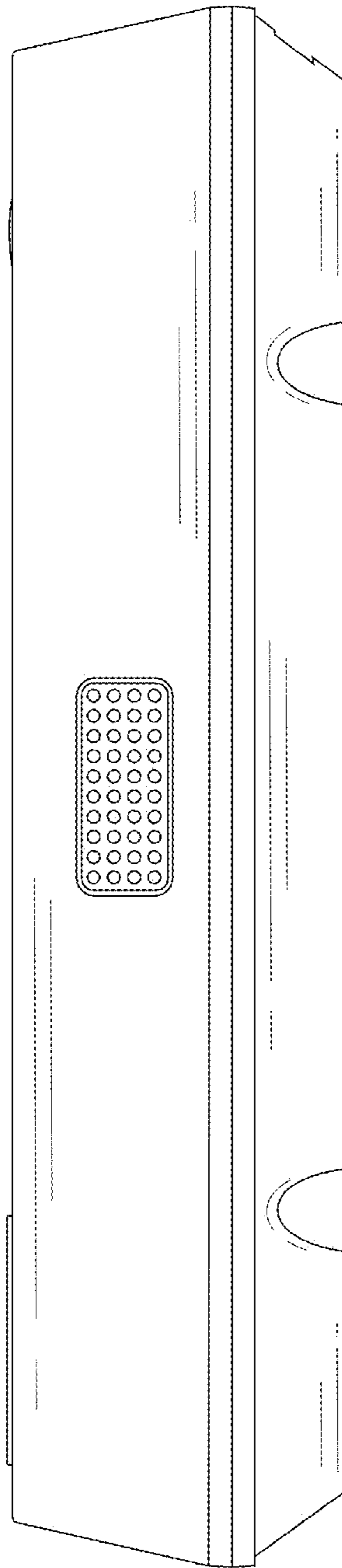


FIG. 5

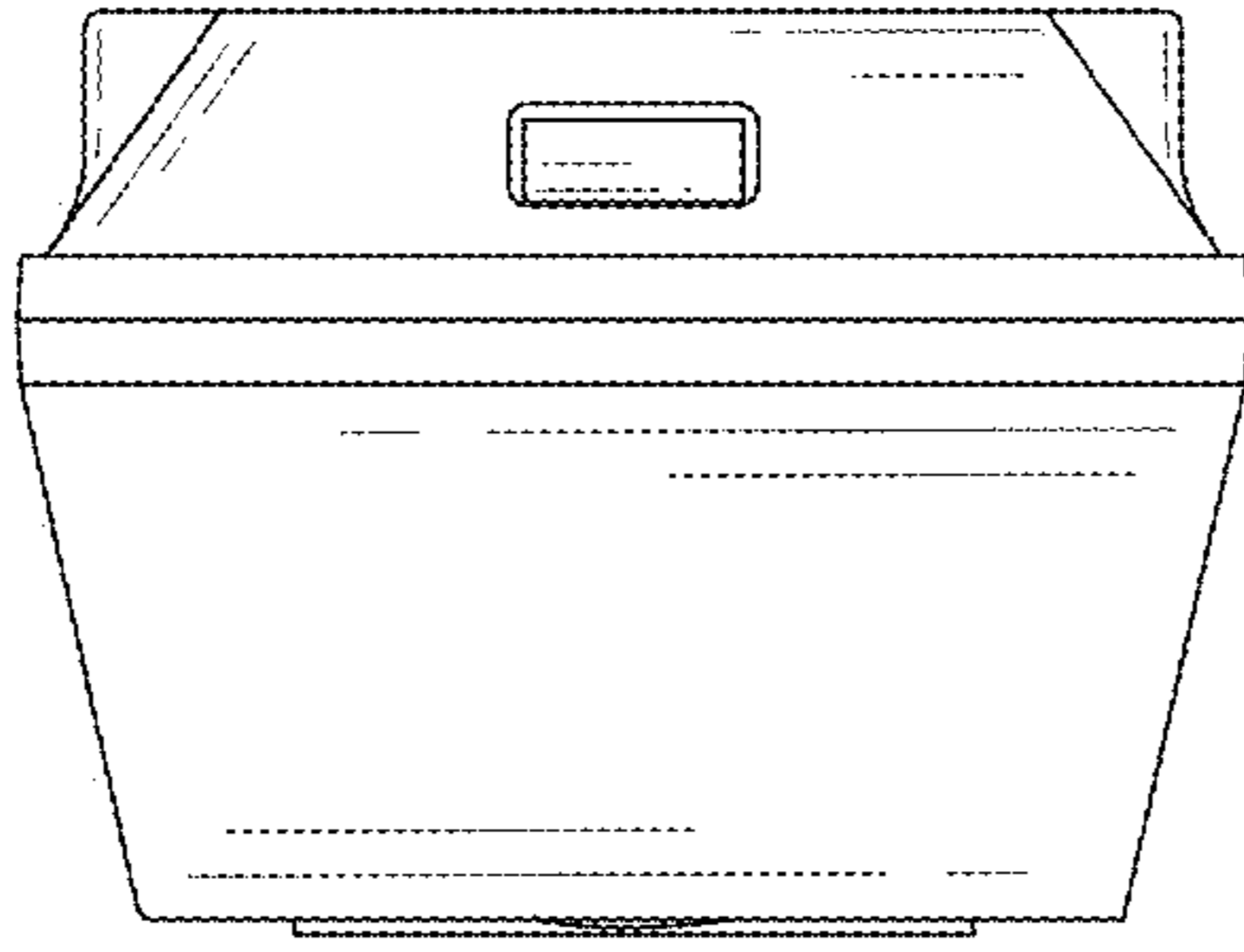


FIG. 6

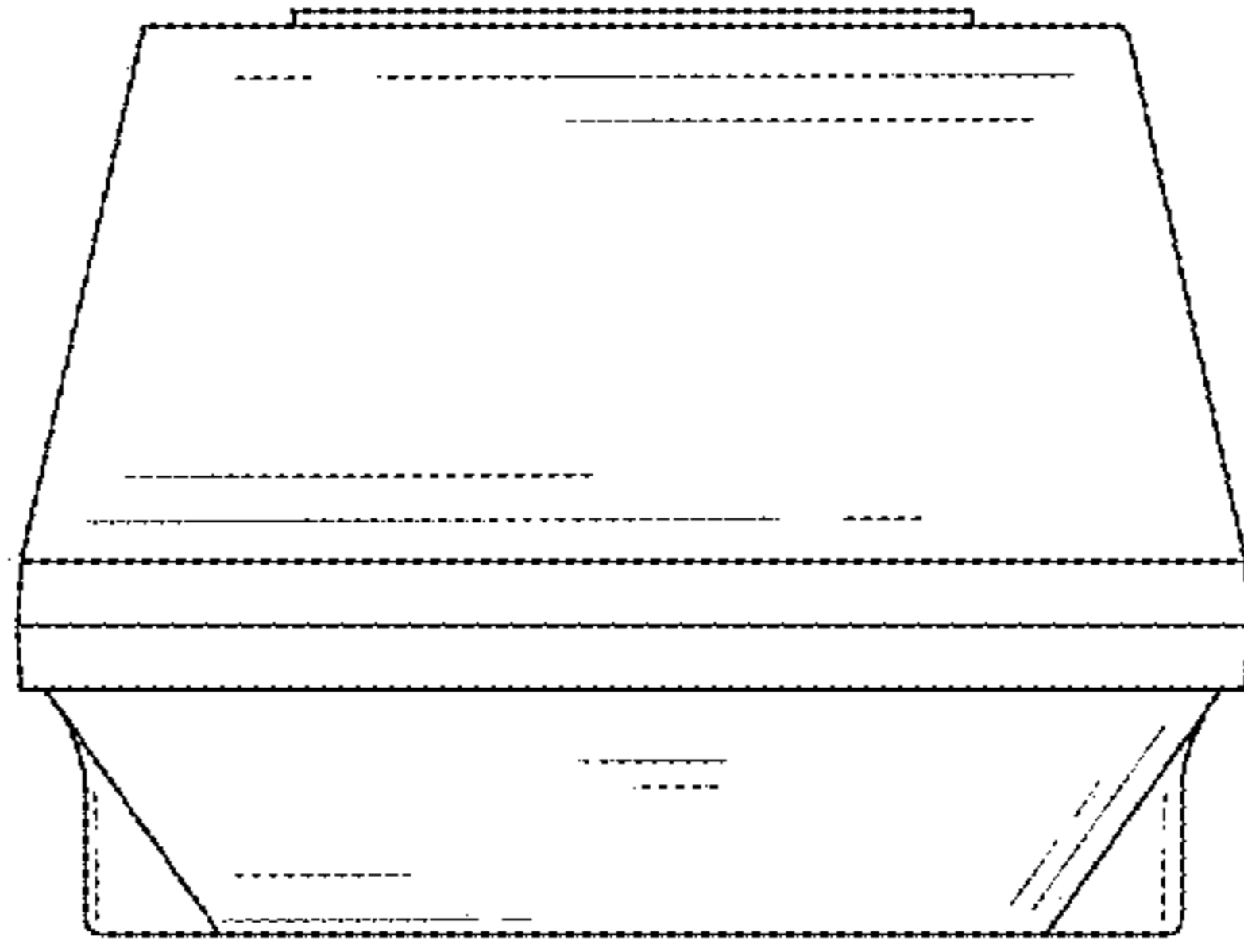


FIG. 7