



US00D950571S

(12) **United States Design Patent**
Amari

(10) **Patent No.:** **US D950,571 S**

(45) **Date of Patent:** **** May 3, 2022**

(54) **KEYBOARD FOR A MEDICAL ULTRASONIC OBSERVATION DEVICE**

(71) Applicant: **OLYMPUS CORPORATION**, Tokyo (JP)

(72) Inventor: **Ryota Amari**, Machida (JP)

(73) Assignee: **OLYMPUS CORPORATION**, Tokyo (JP)

(**) Term: **15 Years**

(21) Appl. No.: **29/757,523**

(22) Filed: **Nov. 6, 2020**

(51) **LOC (13) Cl.** **14-02**

(52) **U.S. Cl.**
USPC **D14/455; D24/232**

(58) **Field of Classification Search**
USPC D14/315–327, 389, 432, 439, 455, 456; D24/232
CPC H01H 13/70; H01H 2225/03; A61B 1/05
See application file for complete search history.

(56) **References Cited**

U.S. PATENT DOCUMENTS

5,244,296	A *	9/1993	Jensen	A47B 21/0371
					248/118.1
5,872,527	A *	2/1999	Yanagisawa	H01H 13/807
					341/22
6,869,400	B2 *	3/2005	Miyaki	A61B 8/00
					600/437
D565,045	S *	3/2008	Wu	D14/318
D590,405	S *	4/2009	Smith	D14/455
D616,433	S *	5/2010	Morishita	D14/315
D635,566	S *	4/2011	Andre	D14/318
D649,544	S *	11/2011	Chiu	D14/318
D674,382	S *	1/2013	Andre	D14/318
D694,232	S *	11/2013	Adamson	D14/318
D698,350	S *	1/2014	Adamson	D14/318

D729,791	S *	5/2015	Adamson	D14/318
D732,548	S *	6/2015	Lee	D14/455
D739,398	S *	9/2015	Adamson	D14/318
D739,399	S *	9/2015	Adamson	D14/318
D739,400	S *	9/2015	Adamson	D14/318
D749,562	S *	2/2016	Adamson	D14/318
D807,305	S *	1/2018	Suwa	D13/164
D807,306	S *	1/2018	Suwa	D13/164

* cited by examiner

Primary Examiner — Keli L Hill

Assistant Examiner — Harold E Blackwell, II

(74) *Attorney, Agent, or Firm* — Scully, Scott, Murphy & Presser, P.C.

(57) **CLAIM**

The ornamental design for a keyboard for a medical ultrasonic observation device, as shown and described.

DESCRIPTION

FIG. 1 is a front perspective view of a keyboard for a medical ultrasonic observation device showing my new design;

FIG. 2 is a front elevational view thereof;

FIG. 3 is a rear elevational view thereof;

FIG. 4 is a left-side elevational view thereof, the right-side elevational view being a mirror image thereof;

FIG. 5 is a top plan view thereof;

FIG. 6 is a bottom plan view thereof; and,

FIG. 7 is an enlarged view of area “7” identified by the dot-dash chain broken line in FIG. 2.

The broken lines, depicting portions of the keyboard for a medical ultrasonic observation device, are directed to environmental structures and form no part of the claimed design. The dot-dash chain broken line in FIG. 2 identifies area “7” of the keyboard for a medical ultrasonic observation device that is shown in enlarged view in FIG. 7 and forms no part of the claimed design.

1 Claim, 5 Drawing Sheets

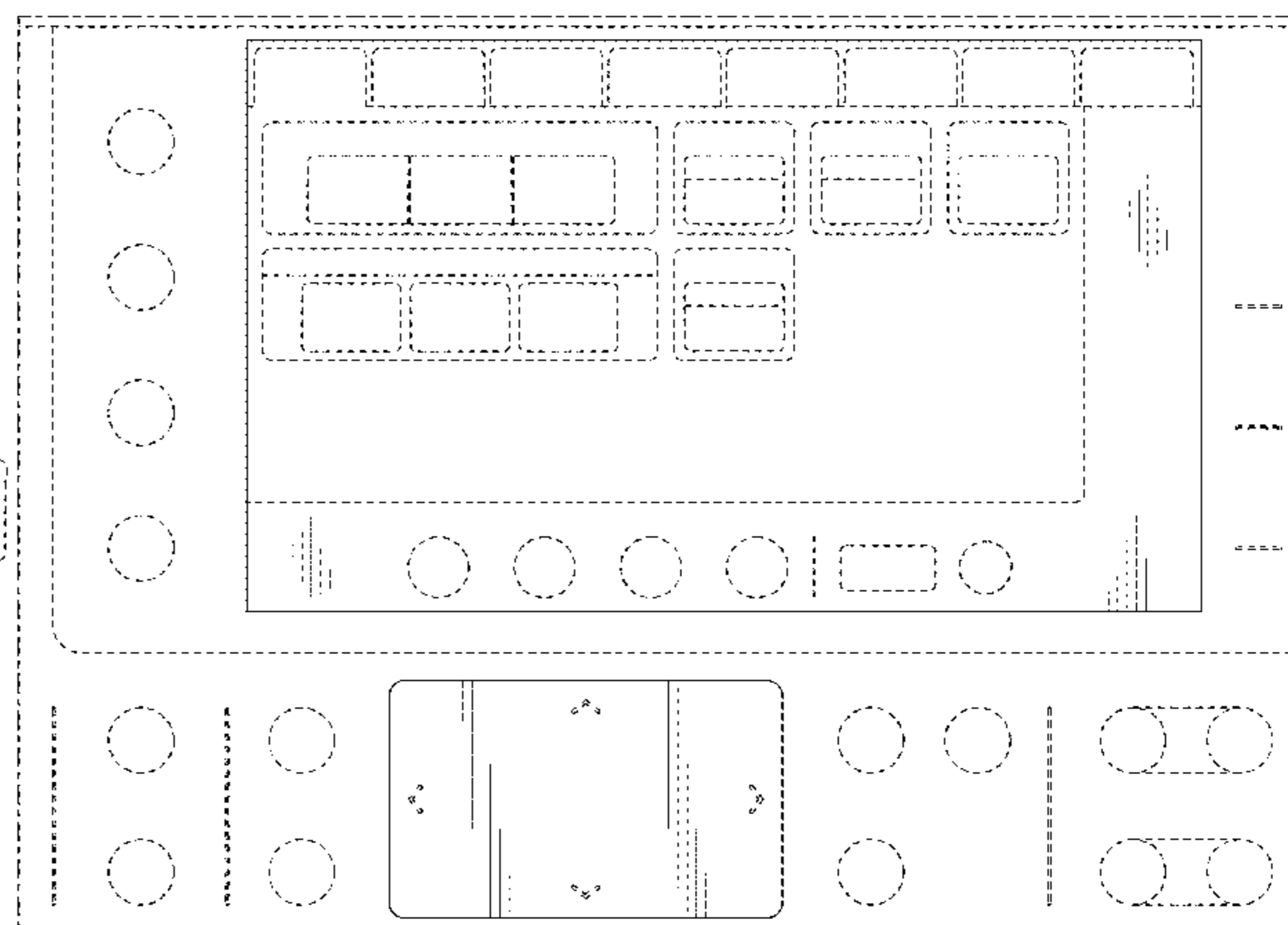
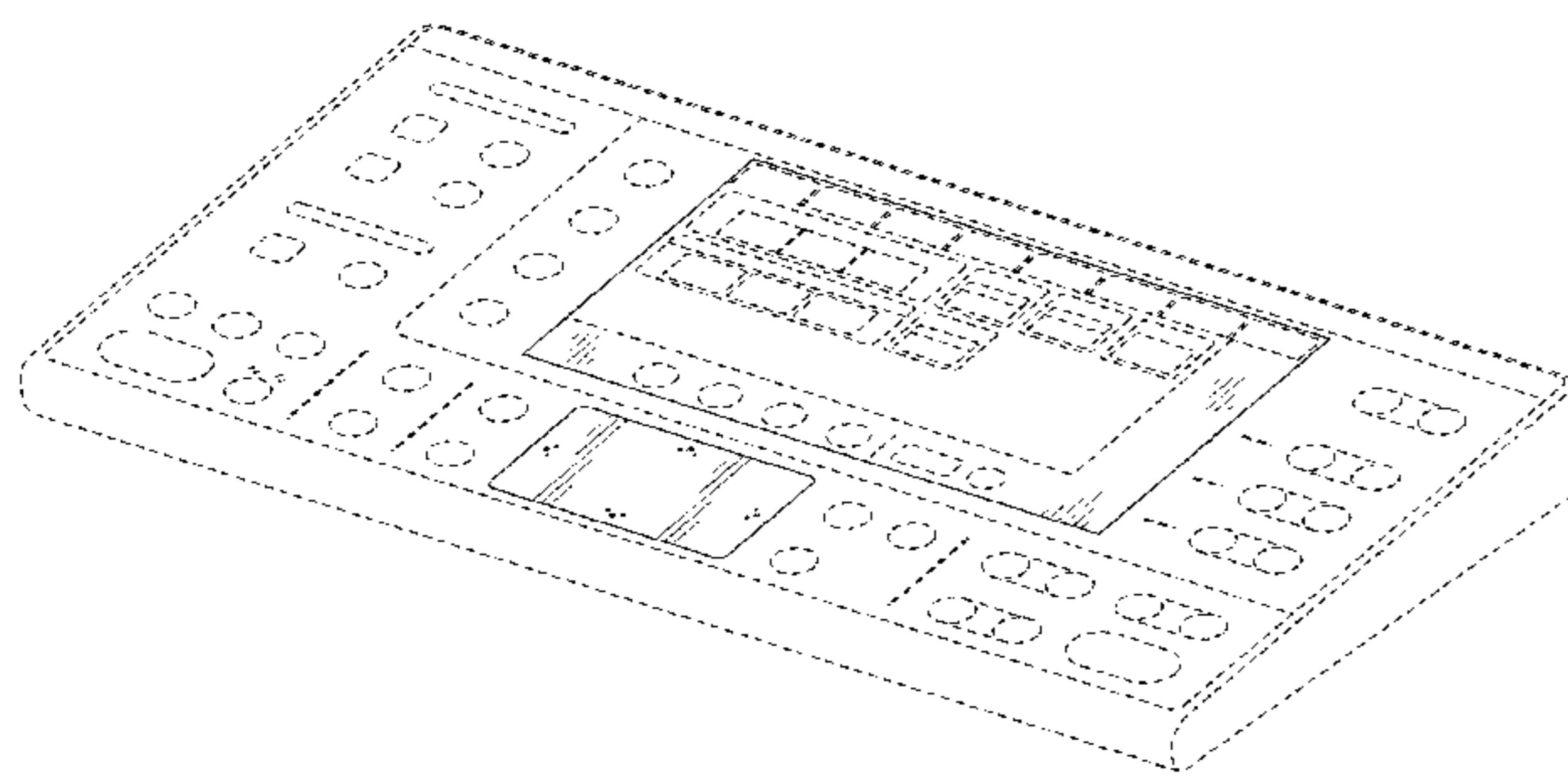


FIG. 1

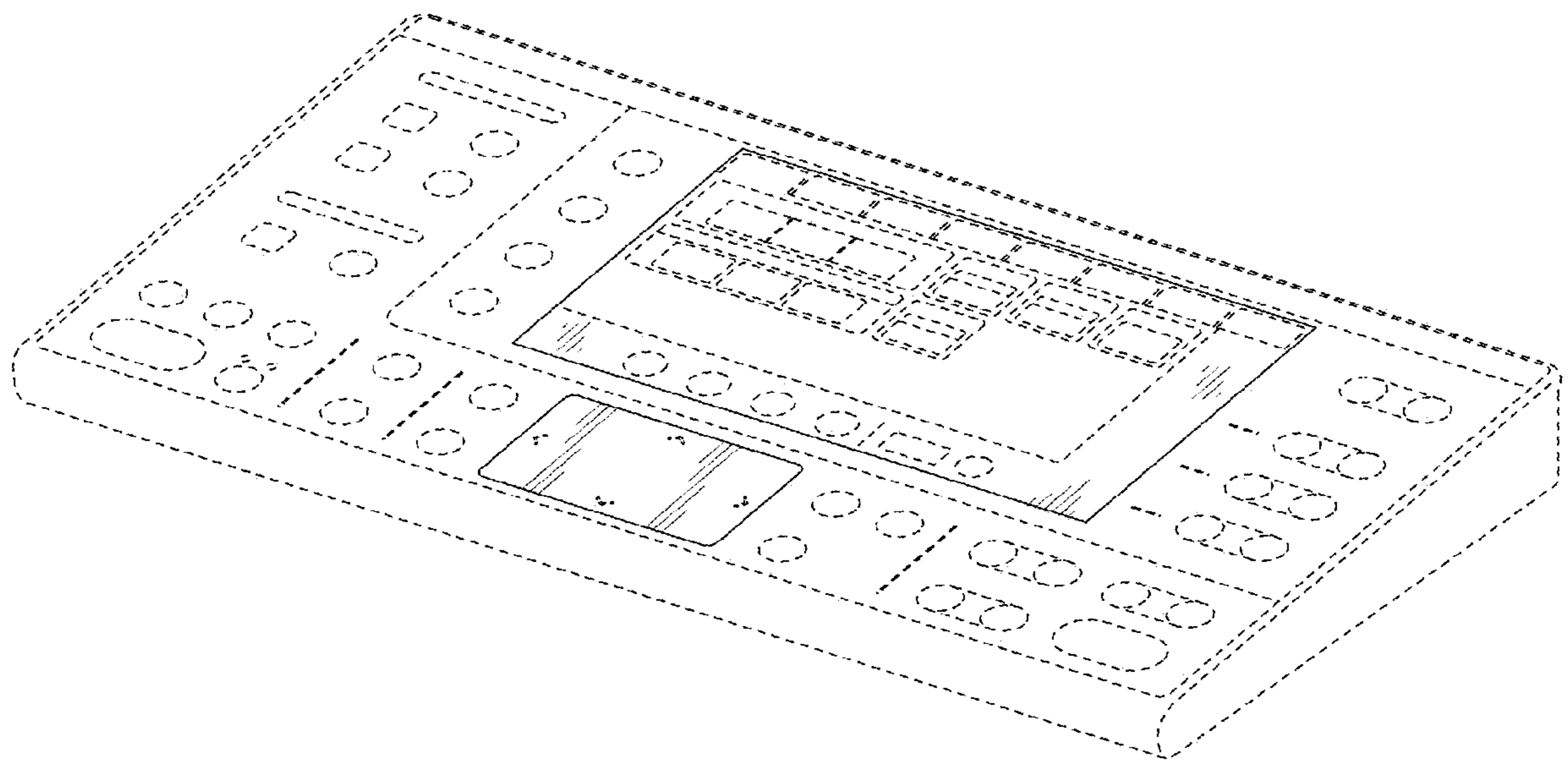


FIG. 2

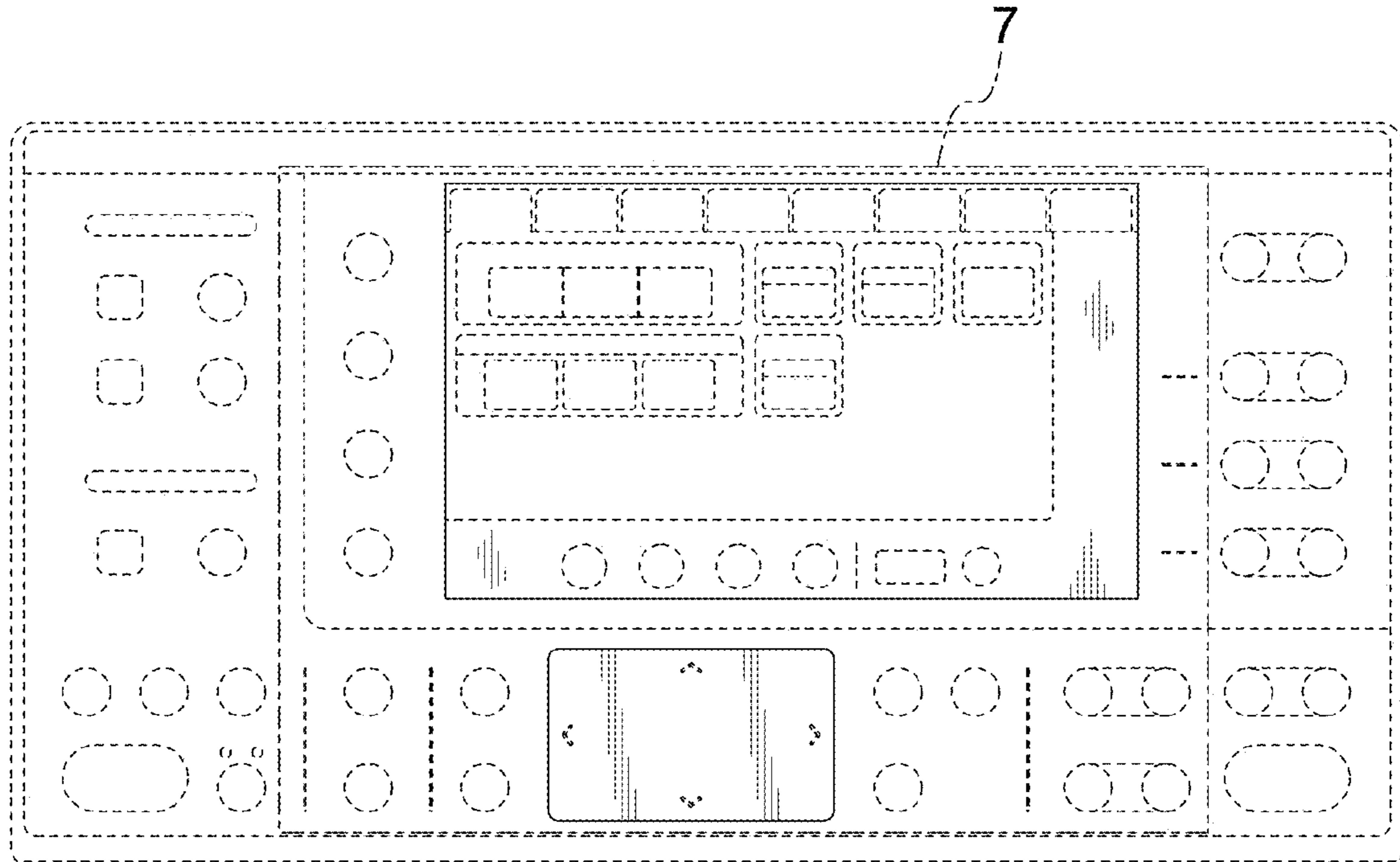


FIG. 3



FIG. 4

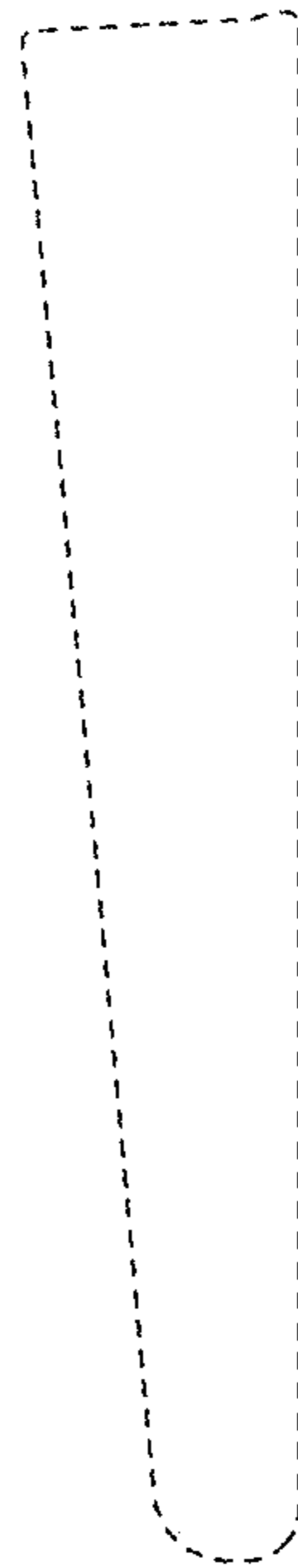


FIG. 5



FIG. 6




FIG. 7

