



US00D950539S

(12) **United States Design Patent**  
**Zhang**

(10) **Patent No.:** **US D950,539 S**

(45) **Date of Patent:** **\*\* May 3, 2022**

(54) **MOBILE PHONE CASE**

(71) Applicant: **Shenzhen Lanhe Technologies Co., Ltd.**, Shenzhen (CN)

(72) Inventor: **Shuai Zhang**, Guangdong (CN)

(73) Assignee: **SHENZHEN LANHE TECHNOLOGIES CO., LTD.**, Shenzhen (CN)

(\*\*) Term: **15 Years**

(21) Appl. No.: **29/736,271**

(22) Filed: **May 29, 2020**

(30) **Foreign Application Priority Data**

Nov. 29, 2019 (CN) ..... 201930664037.8

(51) **LOC (13) Cl.** ..... **14-03**

(52) **U.S. Cl.**  
USPC ..... **D14/250**

(58) **Field of Classification Search**  
USPC ..... D14/203.3–203.7, 439, 251–253, 447, D14/217, 240, 238.1, 440, 248, 250; D13/103, 107–108, 119; D3/201, 218, D3/247, 249, 269, 273, 301, 303  
CPC ..... H04B 1/3888; A45C 11/00; A45C 13/02; A45C 2011/002; A45C 1/06; H04M 1/0283; H04M 1/0202; A45F 2200/0525; A45F 2005/026; A45F 2200/0516  
See application file for complete search history.

(56) **References Cited**

**U.S. PATENT DOCUMENTS**

D590,386 S \* 4/2009 Leith ..... D14/248  
D622,716 S \* 8/2010 Andre ..... D14/250  
D663,263 S \* 7/2012 Gupta ..... D13/103  
8,297,440 B2 \* 10/2012 Schmidt ..... F16M 11/105  
206/320

D679,271 S \* 4/2013 Liu ..... D14/250  
D686,199 S \* 7/2013 Fahrendorff ..... D14/250  
D692,419 S \* 10/2013 Rayner ..... D14/250  
D706,254 S \* 6/2014 Chang ..... D14/250  
D710,795 S \* 8/2014 Gupta ..... D13/103  
D720,739 S \* 1/2015 Liu ..... D14/250  
D735,183 S \* 7/2015 Kim ..... D14/250  
D763,239 S \* 8/2016 Chan ..... D14/250  
D763,853 S \* 8/2016 Pearce ..... D14/440  
D776,104 S \* 1/2017 Tien ..... D14/250  
D780,166 S \* 2/2017 Lin ..... D14/250  
9,641,212 B1 \* 5/2017 Tien ..... A45F 5/00  
D803,221 S \* 11/2017 Guo ..... D14/440  
D803,222 S \* 11/2017 Cheng ..... D14/440  
D810,065 S \* 2/2018 Tien ..... D14/250  
D810,066 S \* 2/2018 Tien ..... D14/250  
D815,082 S \* 4/2018 Kim ..... D14/250

(Continued)

*Primary Examiner* — Carla J Wright

(74) *Attorney, Agent, or Firm* — Andrew C. Cheng

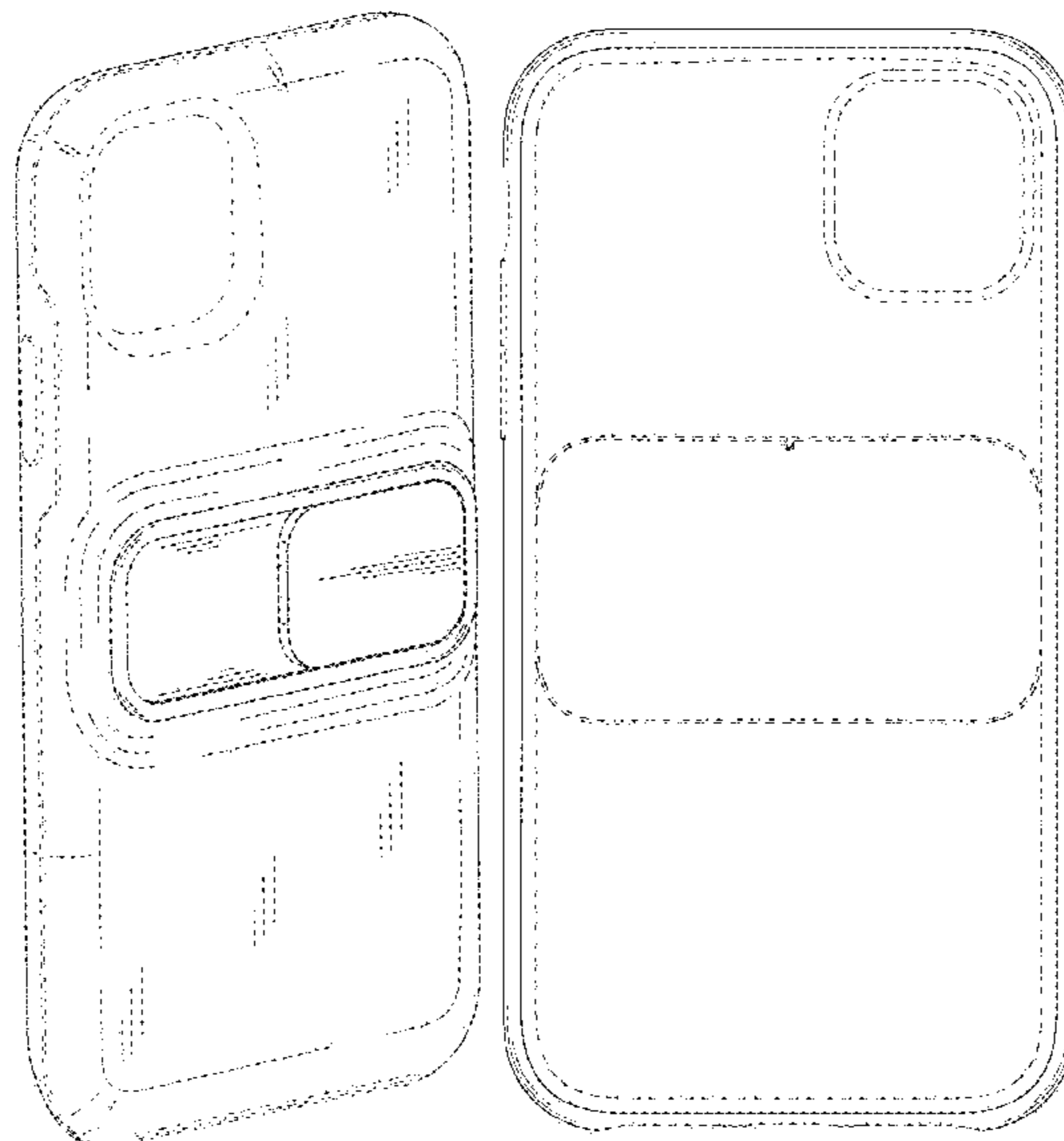
(57) **CLAIM**

I claim the ornamental design for a mobile phone case, as shown and described.

**DESCRIPTION**

FIG. 1 is a front, left-side, and top perspective view of a mobile phone case showing my new design with the support stand in a stowed position;  
FIG. 2 is a front view thereof;  
FIG. 3 is a rear view thereof;  
FIG. 4 is a left side view thereof;  
FIG. 5 is a right side view thereof;  
FIG. 6 is a top view thereof;  
FIG. 7 is a bottom view thereof; and,  
FIG. 8 is a front, left-side, and bottom perspective view thereof showing the support stand in an extended position. The broken line showing of the environment is for illustrative purposes only and forms no part of the claimed design.

**1 Claim, 8 Drawing Sheets**



(56)

**References Cited**

U.S. PATENT DOCUMENTS

D831,030	S	*	10/2018	Gao	.....	D14/440
D848,411	S	*	5/2019	Jones, Jr.	.....	D14/250
D862,446	S	*	10/2019	Jia	.....	D14/250
D868,052	S	*	11/2019	Jia	.....	D14/250
D915,373	S	*	4/2021	Zhou	.....	D14/250
D929,381	S	*	8/2021	Tien	.....	D14/250
2017/0033824	A1	*	2/2017	Tien	.....	H04B 1/3888
2018/0212637	A1	*	7/2018	Tien	.....	A45F 5/00

\* cited by examiner

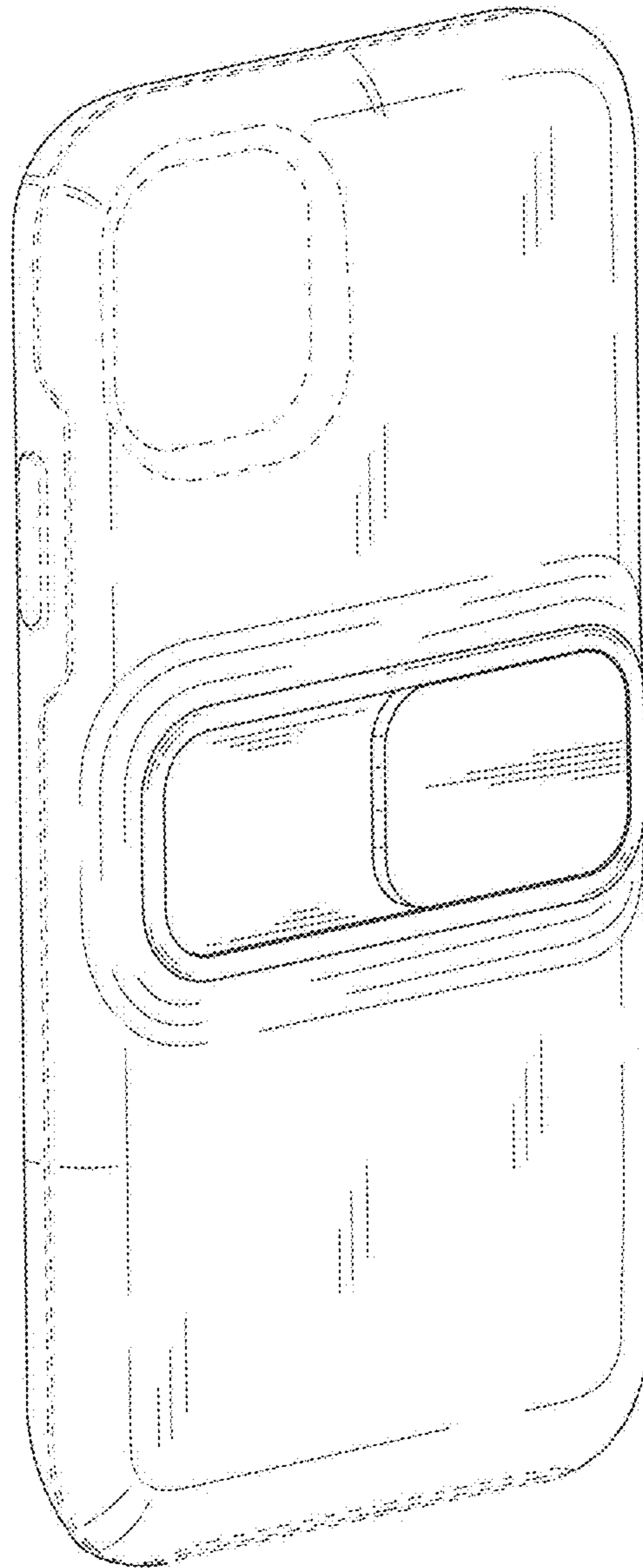


FIG. 1

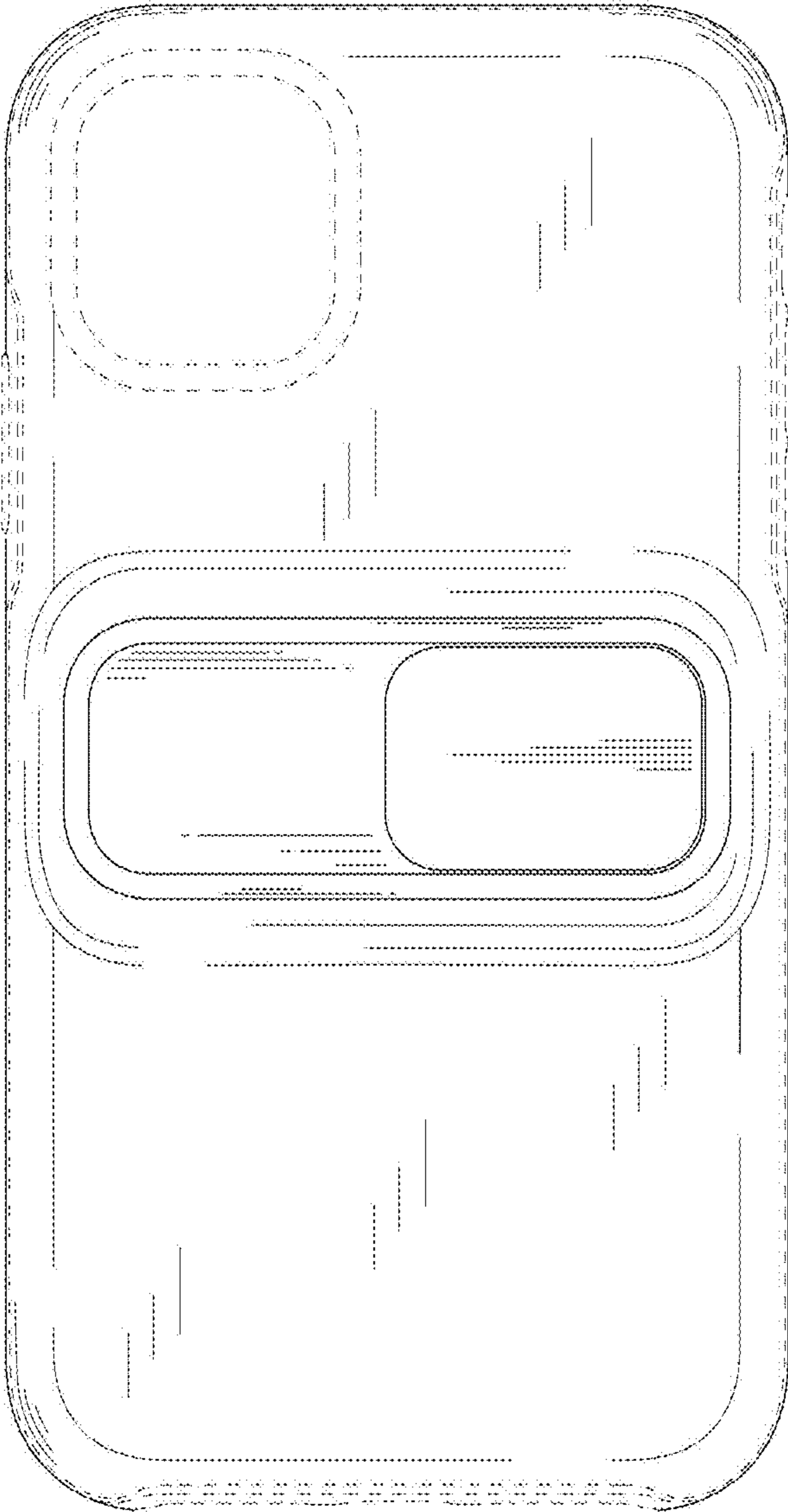


FIG. 2

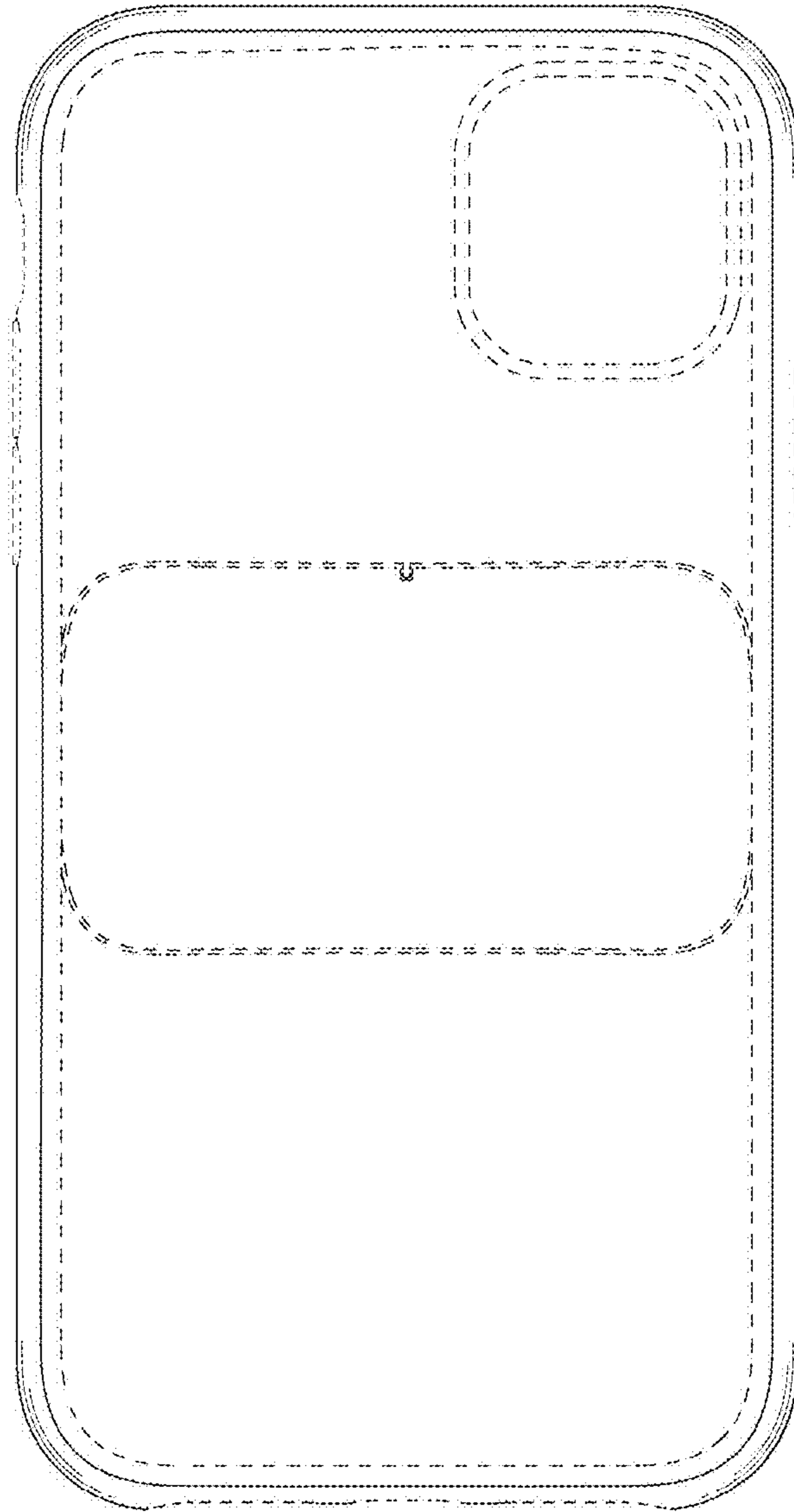


FIG. 3




FIG.4




FIG.5




FIG.6



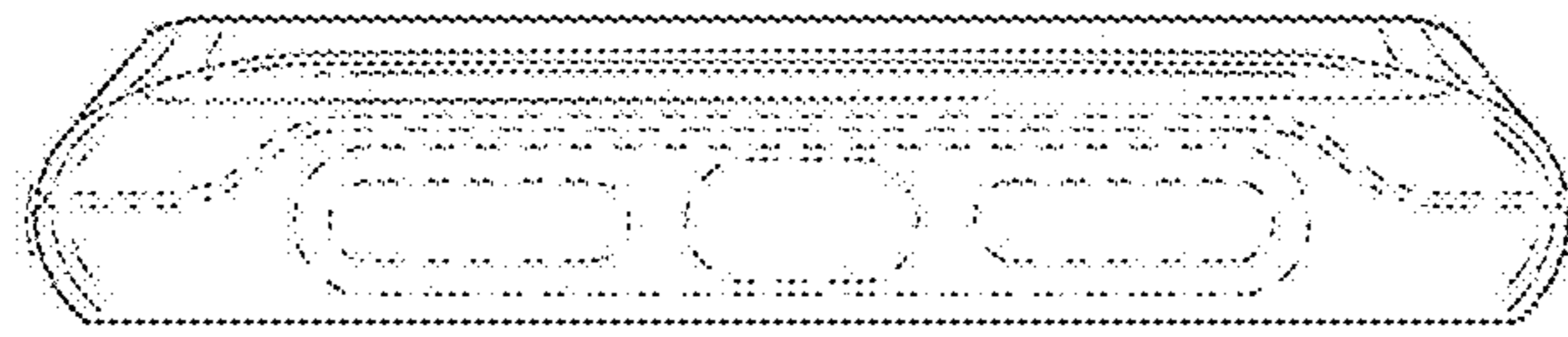


FIG.7

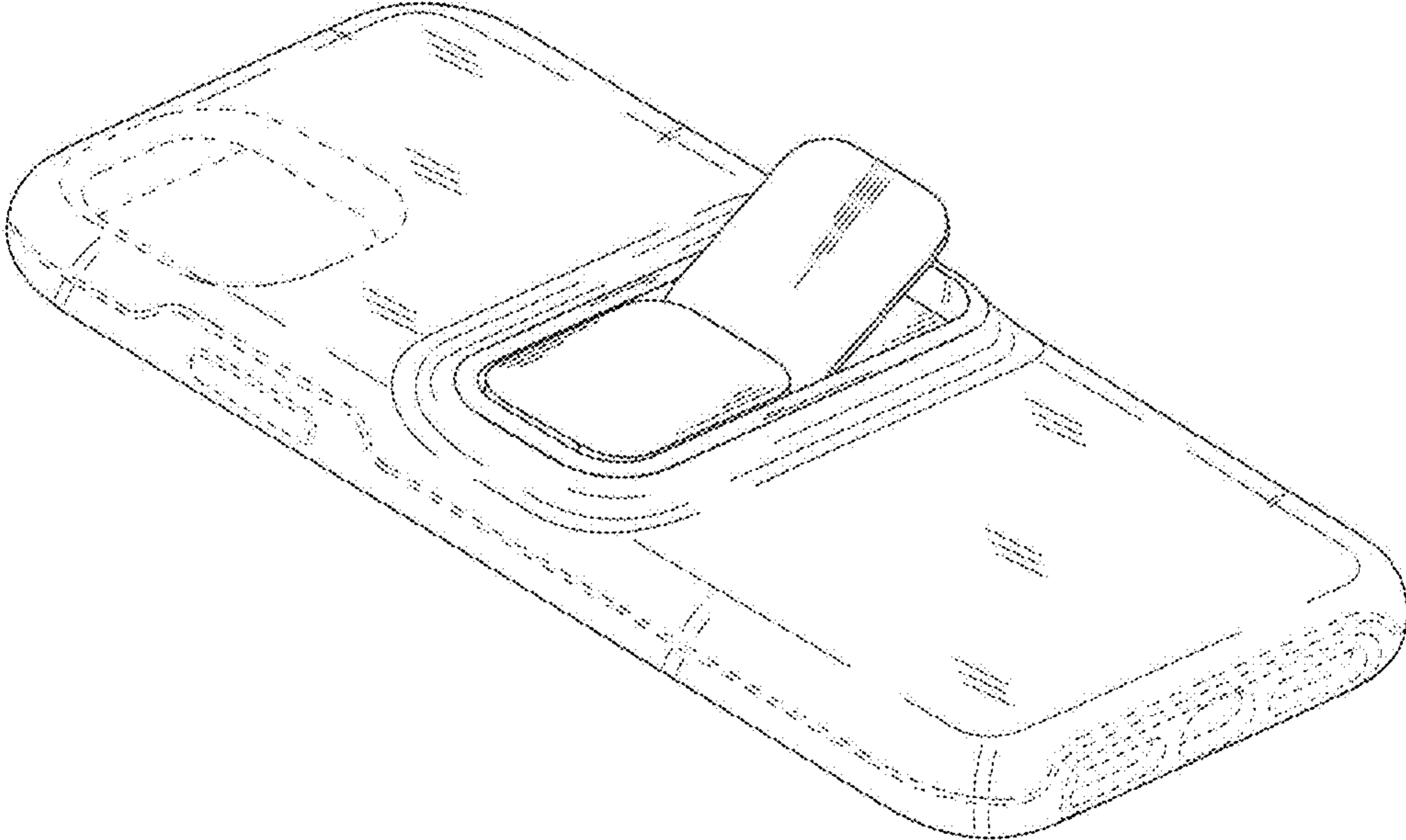


FIG.8