



US00D950464S

(12) **United States Design Patent**
Mazzarelli

(10) **Patent No.:** **US D950,464 S**

(45) **Date of Patent:** **** May 3, 2022**

- (54) **COVER FOR PONTOON BOAT**
- (71) Applicant: **Commercial Sewing, Inc.**, Torrington, CT (US)
- (72) Inventor: **David Mazzarelli**, Torrington, CT (US)
- (73) Assignee: **COMMERCIAL SEWING, INC.**, Torrington, CT (US)
- (**) Term: **15 Years**
- (21) Appl. No.: **29/731,045**
- (22) Filed: **Apr. 10, 2020**
- (51) **LOC (13) Cl.** **12-06**
- (52) **U.S. Cl.**
USPC **D12/317**
- (58) **Field of Classification Search**
USPC D12/300, 304, 310, 317
CPC B63B 17/00; B63B 17/02
See application file for complete search history.

- 7,555,994 B1 7/2009 Arnall
- 8,066,318 B2 11/2011 Mazzarelli et al.
- 8,875,646 B2 11/2014 Zirkelbach et al.
- 9,120,539 B1 * 9/2015 Binder B63B 17/02
- 9,708,034 B2 * 7/2017 Stier B63B 17/02
- 9,718,517 B2 8/2017 Zirkelbach et al.
- D798,793 S * 10/2017 HooverFenton D12/317

(Continued)

OTHER PUBLICATIONS

Mazzarelli et al.; U.S. Appl. No. 15/200,152, filed Jul. 1, 2016; Cover for Cargo in Transit and Device for Securing a Cover to Cargo.

(Continued)

Primary Examiner — Cynthia M. Chin
(74) *Attorney, Agent, or Firm* — Cantor Colburn LLP

(57) **CLAIM**

The ornamental design for a cover for pontoon boat, as shown and described.

(56) **References Cited**

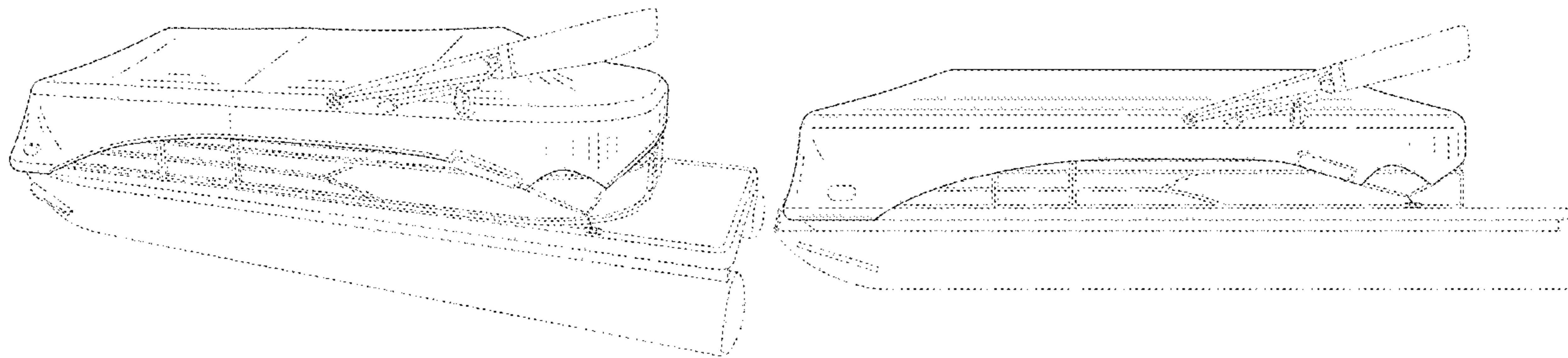
U.S. PATENT DOCUMENTS

- 2,536,152 A 1/1951 Bass
- 2,732,877 A 1/1956 Taylor
- D226,684 S * 4/1973 Beyer D12/310
- D315,138 S * 3/1991 Simpkins, Sr. D12/304
- 5,228,408 A 7/1993 Jannausch
- 5,564,358 A 10/1996 Newton
- 5,813,360 A 9/1998 Dickey, Jr.
- D416,852 S * 11/1999 Clarke D12/300
- 6,129,034 A 10/2000 Santa Cruz et al.
- 6,209,477 B1 * 4/2001 Biedenweg B63B 17/02
114/361
- 6,260,505 B1 * 7/2001 Polidan B63B 17/02
114/361
- 6,978,732 B1 * 12/2005 Jirak B63B 17/02
114/361
- D516,495 S * 3/2006 Menne D12/300
- 7,484,472 B1 * 2/2009 Highfield B63B 17/02
114/361

DESCRIPTION

FIG. 1 is a perspective view of a cover for a pontoon boat, showing our new design;
FIG. 2 is a front view of FIG. 1;
FIG. 3 is a back view of FIG. 1;
FIG. 4 is a side view of FIG. 1;
FIG. 5 is another side view FIG. 1;
FIG. 6 is a top plan view of FIG. 1; and,
FIG. 7 is a bottom view of FIG. 1.
The broken lines represent portions of the cover and the exemplary environment of a pontoon boat that form no part of the claimed design.
Also, references to “side,” “top,” “bottom,” “front,” and “back” in the Figure Descriptions are not necessarily meant to require any specific orientation of the article as viewed.

1 Claim, 7 Drawing Sheets



(56)

References Cited

U.S. PATENT DOCUMENTS

D868,666 S * 12/2019 Zolotuhin D12/300
2007/0095271 A1 5/2007 Yang
2015/0166144 A1 1/2015 Langley
2020/0324861 A1 10/2020 Mazzarelli

OTHER PUBLICATIONS

Pontoon and Deck Boat; "Ameritex Introduces Two New Snapless Pontoon Covers"; Dec. 2015; Retrieved from Internet Apr. 9, 2020 <https://www.pdbmagazine.com/2015/12/ameritex-introduces-two-new-snapless>; 9 pages.

Final Office Action; U.S. Appl. No. 16/845,898, filed Apr. 10, 2020; dated Aug. 10, 2021; 8 pages.

Non-Final Office Action; U.S. Appl. No. 16/845,898, filed Apr. 10, 2020; dated Apr. 30, 2021; 13 pages.

* cited by examiner

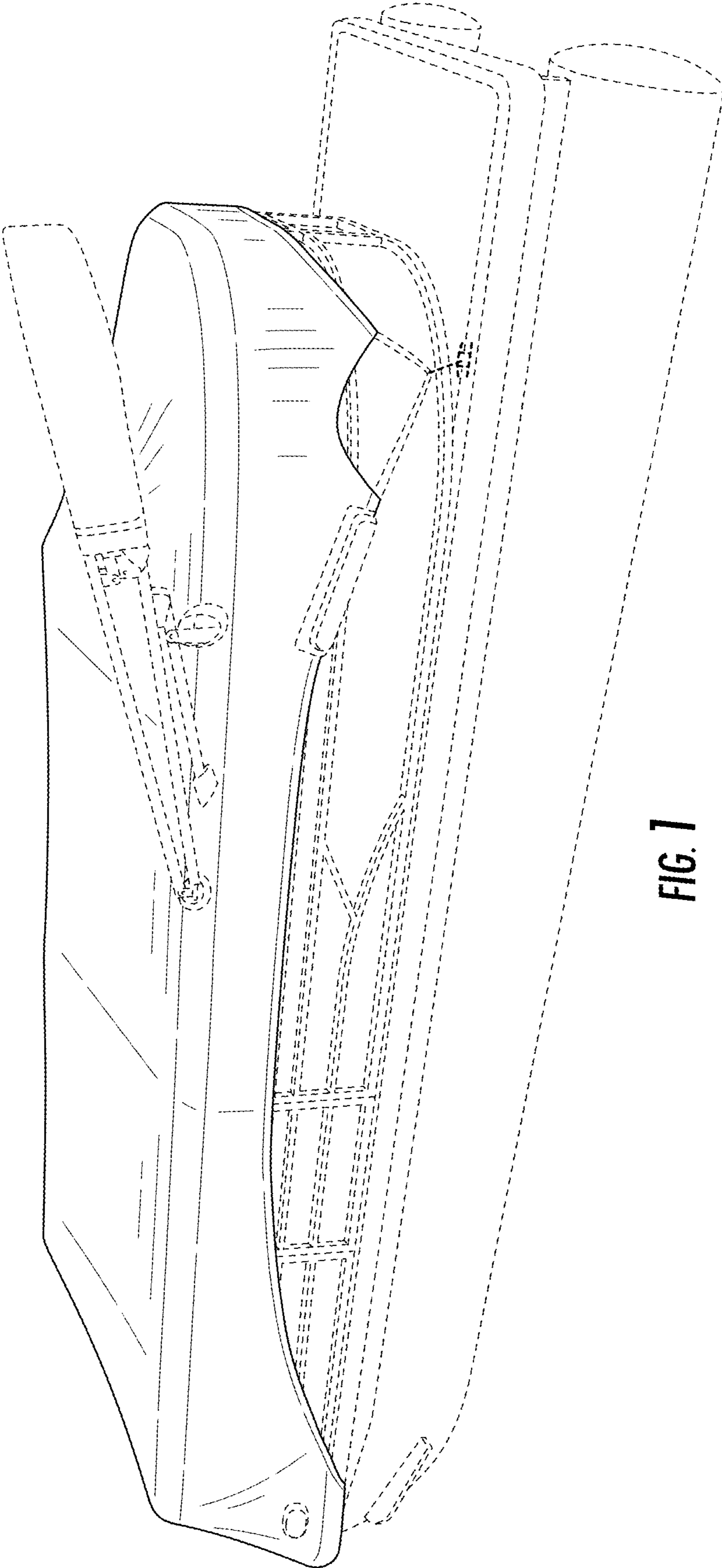


FIG. 7

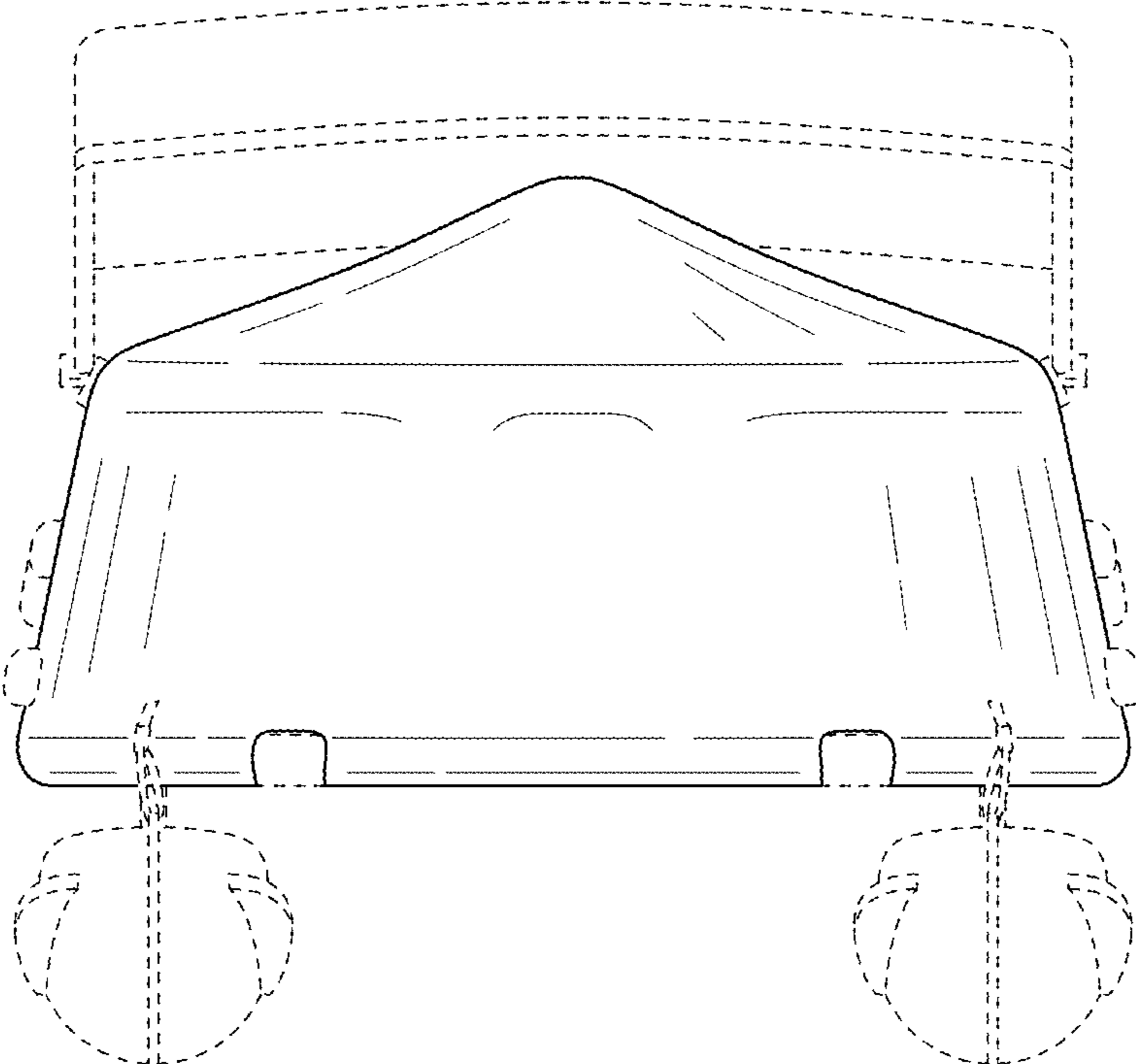


FIG. 2




FIG. 3

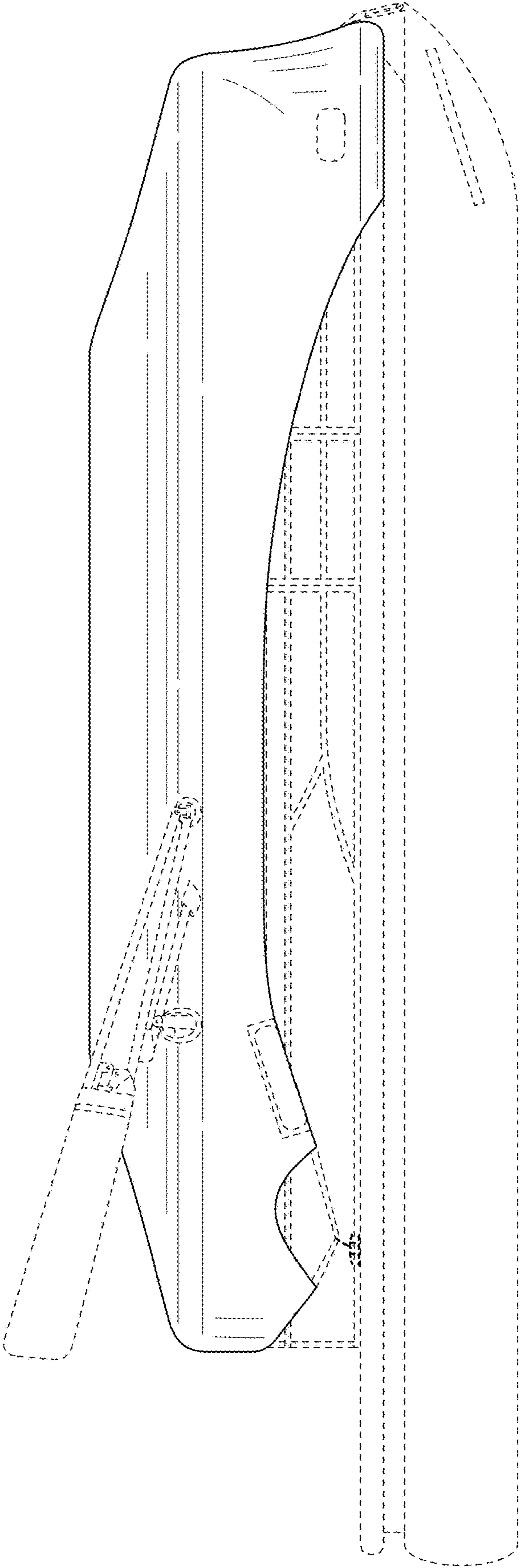


FIG. 4

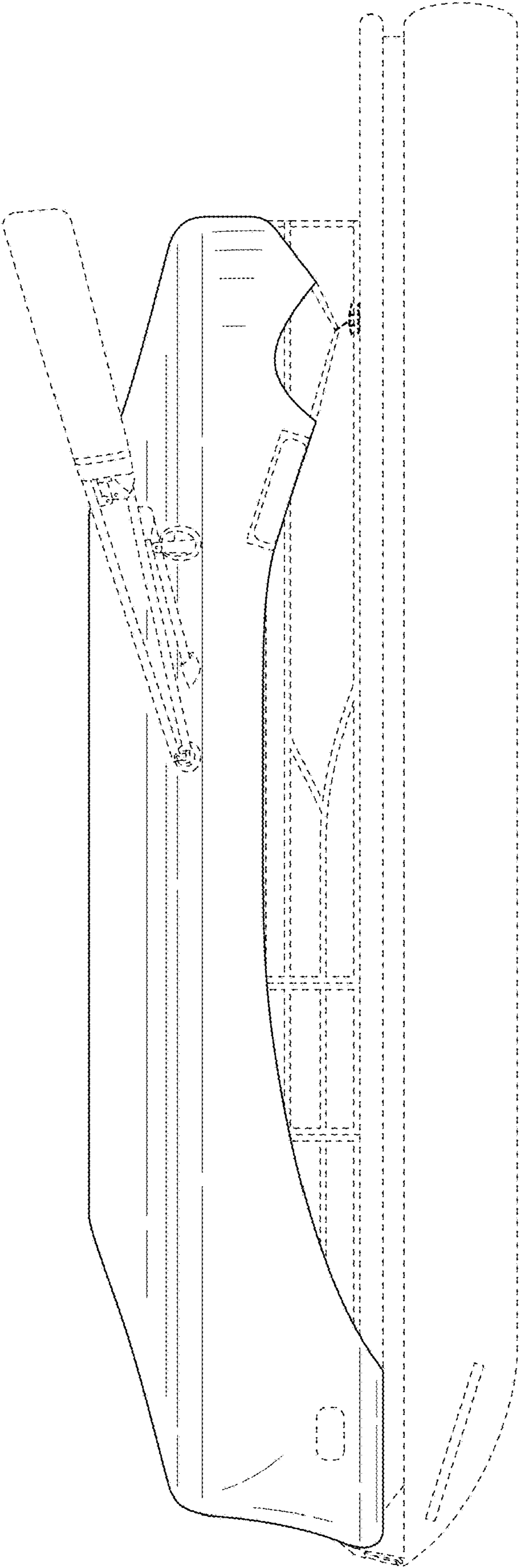


FIG. 5

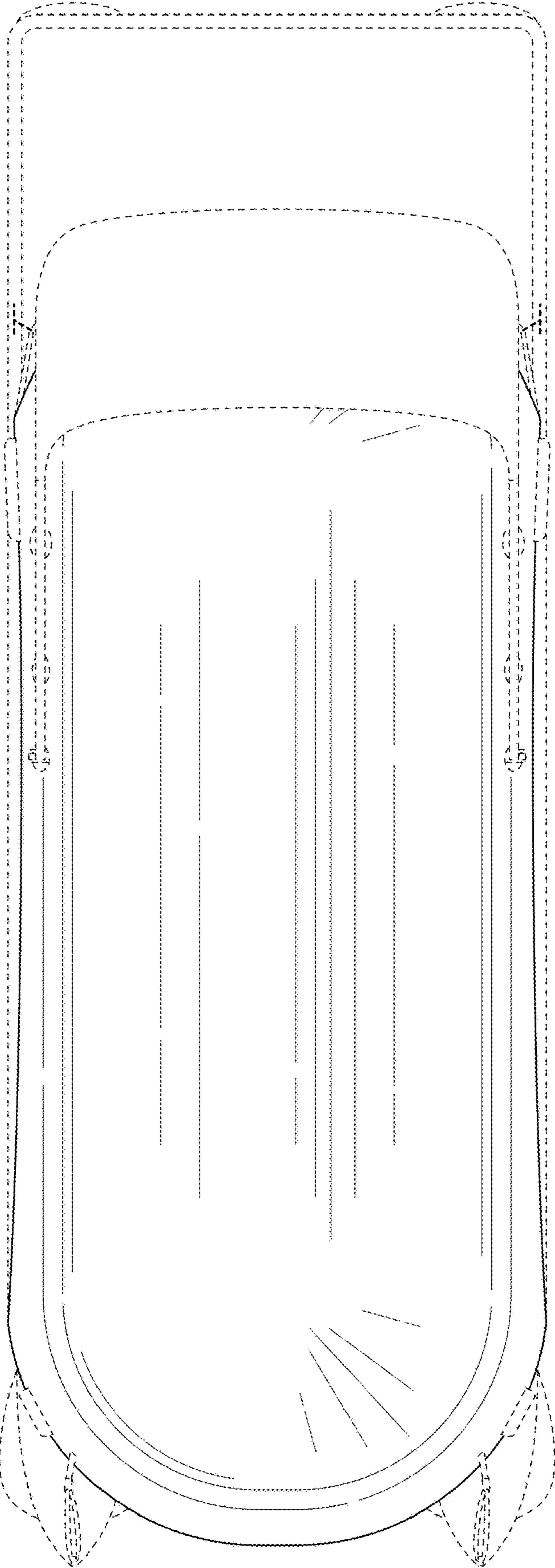


FIG. 6




FIG. 7