



US00D950462S

(12) **United States Design Patent** (10) **Patent No.:** **US D950,462 S**  
**Michel** (45) **Date of Patent:** **\*\* May 3, 2022**

(54) **VESSEL ASYMMETRICAL DOCK**  
(71) Applicant: **NAVAL GROUP**, Paris (FR)  
(72) Inventor: **Pierre-Alan Michel**, Lorient (FR)  
(73) Assignee: **NAVAL GROUP**, Paris (FR)  
(\*\*) Term: **15 Years**

8,770,130 B2 \* 7/2014 Holmes ..... B63C 1/12  
114/45  
9,132,897 B2 \* 9/2015 Barnes ..... B63B 43/04  
D845,210 S \* 4/2019 Wilkes ..... D12/317  
11,235,845 B2 \* 2/2022 Jackson ..... B63B 34/26  
2021/0394869 A1 \* 12/2021 Jouvion ..... B66C 13/02

(21) Appl. No.: **29/725,551**  
(22) Filed: **Feb. 26, 2020**

**FOREIGN PATENT DOCUMENTS**

EM 005910619-0001 3/2019  
WO WO-2020099665 A1 \* 5/2020 ..... B63B 23/30

(51) **LOC (13) Cl.** ..... **12-06**  
(52) **U.S. Cl.**  
USPC ..... **D12/316**  
(58) **Field of Classification Search**  
USPC ..... D12/101, 167, 168, 223, 300, 316, 317,  
D12/318, 400; D21/542, 769, 801, 802;  
D10/107  
CPC ..... B63B 23/30; B63B 23/32; B63B 23/36;  
B63B 23/38; B63B 27/36; B63C 3/00;  
B63C 3/02; B60P 3/1033; B60P 3/1066;  
B60P 3/1075; B66C 13/02  
See application file for complete search history.

\* cited by examiner

*Primary Examiner* — Cary M Robinson  
*Assistant Examiner* — Adam C Mager  
(74) *Attorney, Agent, or Firm* — McNeese Wallace &  
Nurick LLC

(57) **CLAIM**

The ornamental design for a vessel asymmetrical dock, as shown and described.

**DESCRIPTION**

FIG. 1 is a top-rear-right perspective view of a vessel asymmetrical dock, showing the design;  
FIG. 2 is a rear view of the vessel asymmetrical dock of FIG. 1;  
FIG. 3 is a front view of the vessel asymmetrical dock of FIG. 1;  
FIG. 4 is a right view of the vessel asymmetrical dock of FIG. 1;  
FIG. 5 is a left view of the vessel asymmetrical dock of FIG. 1;  
FIG. 6 is a top view of the vessel asymmetrical dock of FIG. 1; and,  
FIG. 7 is a bottom view of the vessel asymmetrical dock of FIG. 1.

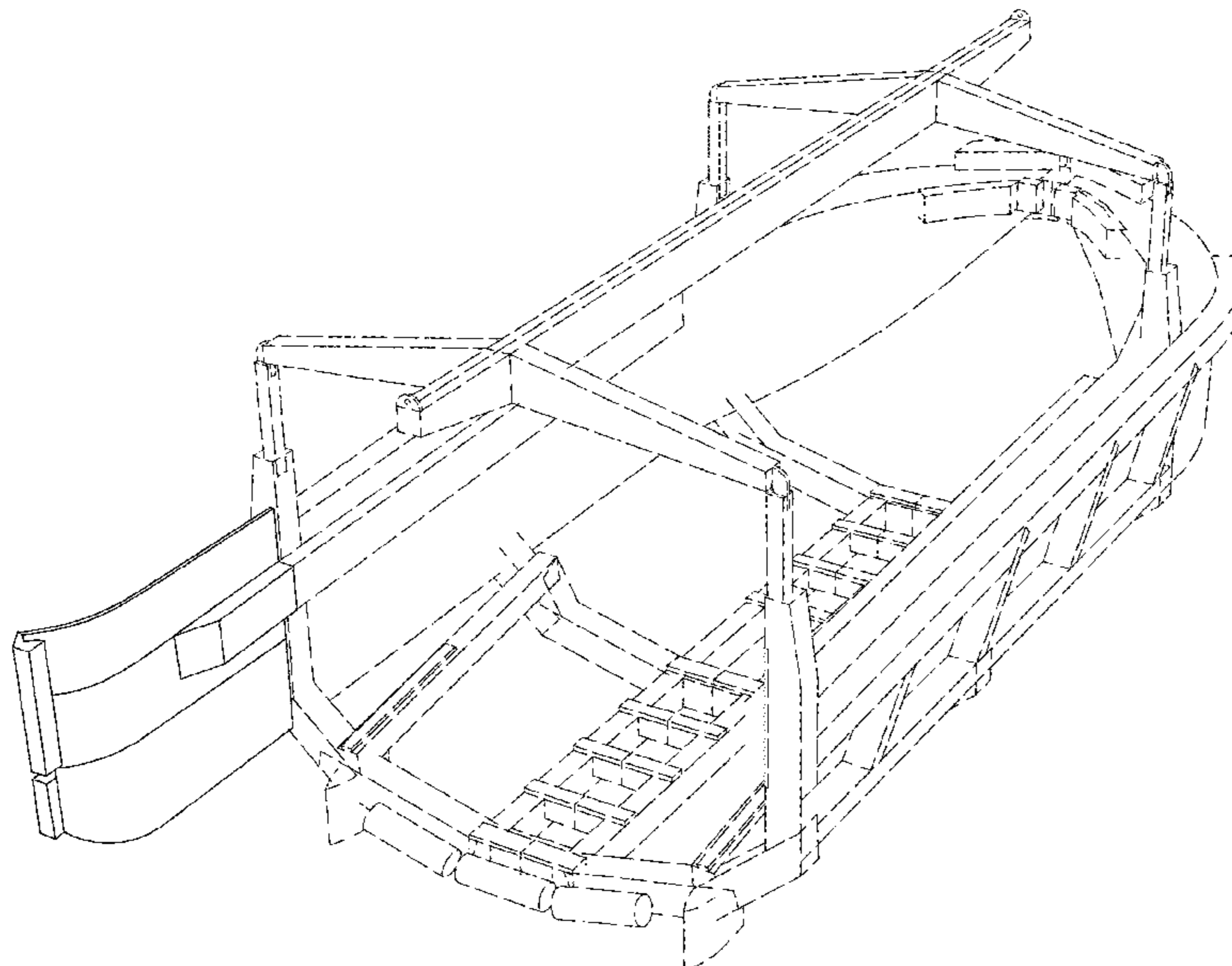
The broken lines in the reproductions are provided for the purposes of illustrating portions of the vessel asymmetrical dock that form no part of the claimed design.

(56) **References Cited**

**U.S. PATENT DOCUMENTS**

D4,732 S \* 3/1871 Adams ..... D12/317  
3,270,698 A \* 9/1966 Fort ..... B63C 1/00  
114/45  
3,933,111 A \* 1/1976 von Bose ..... E02B 3/26  
405/212  
4,510,877 A \* 4/1985 Bloxham ..... B63C 1/06  
114/45  
5,238,324 A \* 8/1993 Dettling, Jr. .... B63C 3/06  
405/220  
6,602,022 B1 \* 8/2003 Wilkins ..... B63C 3/02  
114/263  
D633,684 S \* 3/2011 Key ..... D34/32

**1 Claim, 4 Drawing Sheets**



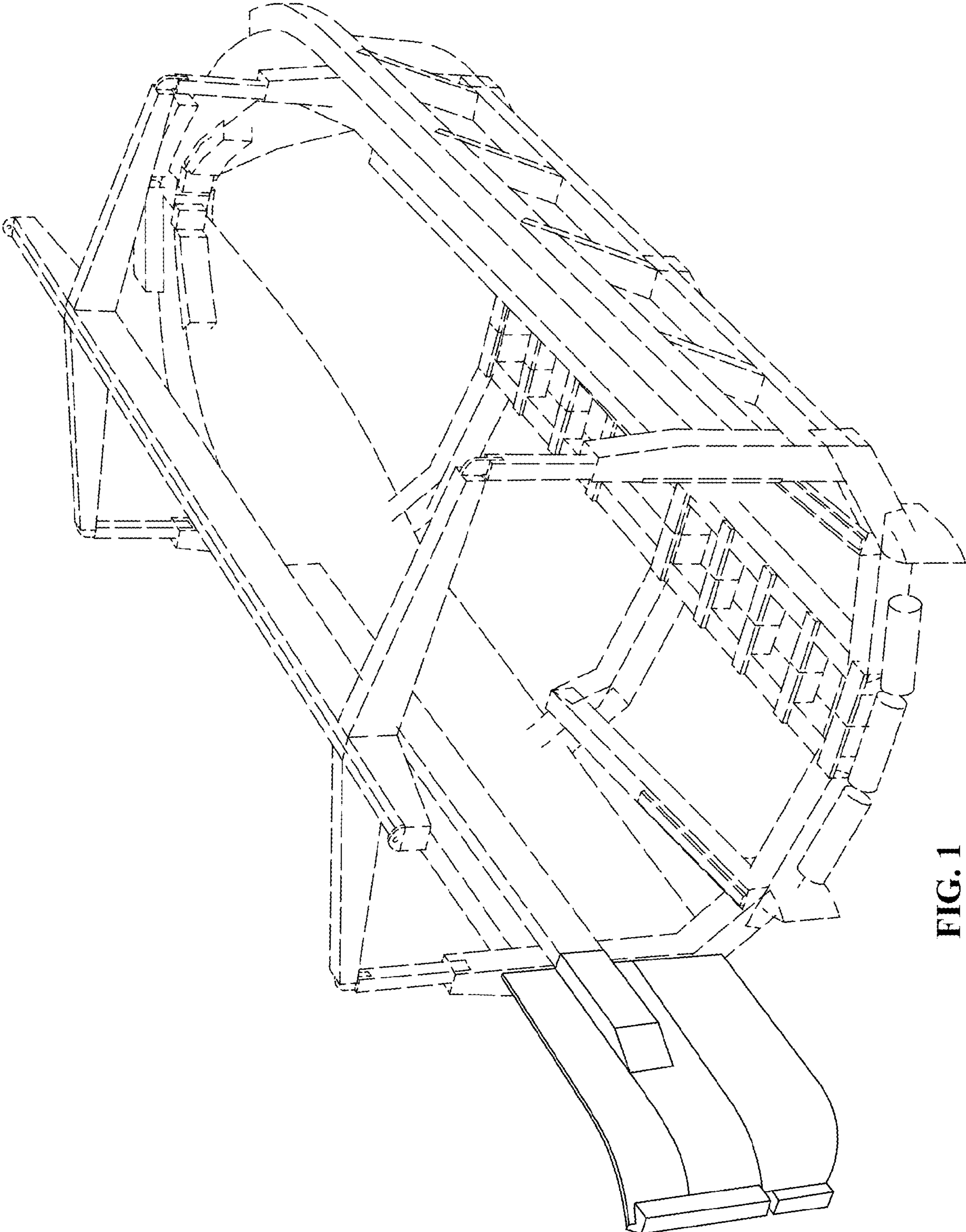


FIG. 1

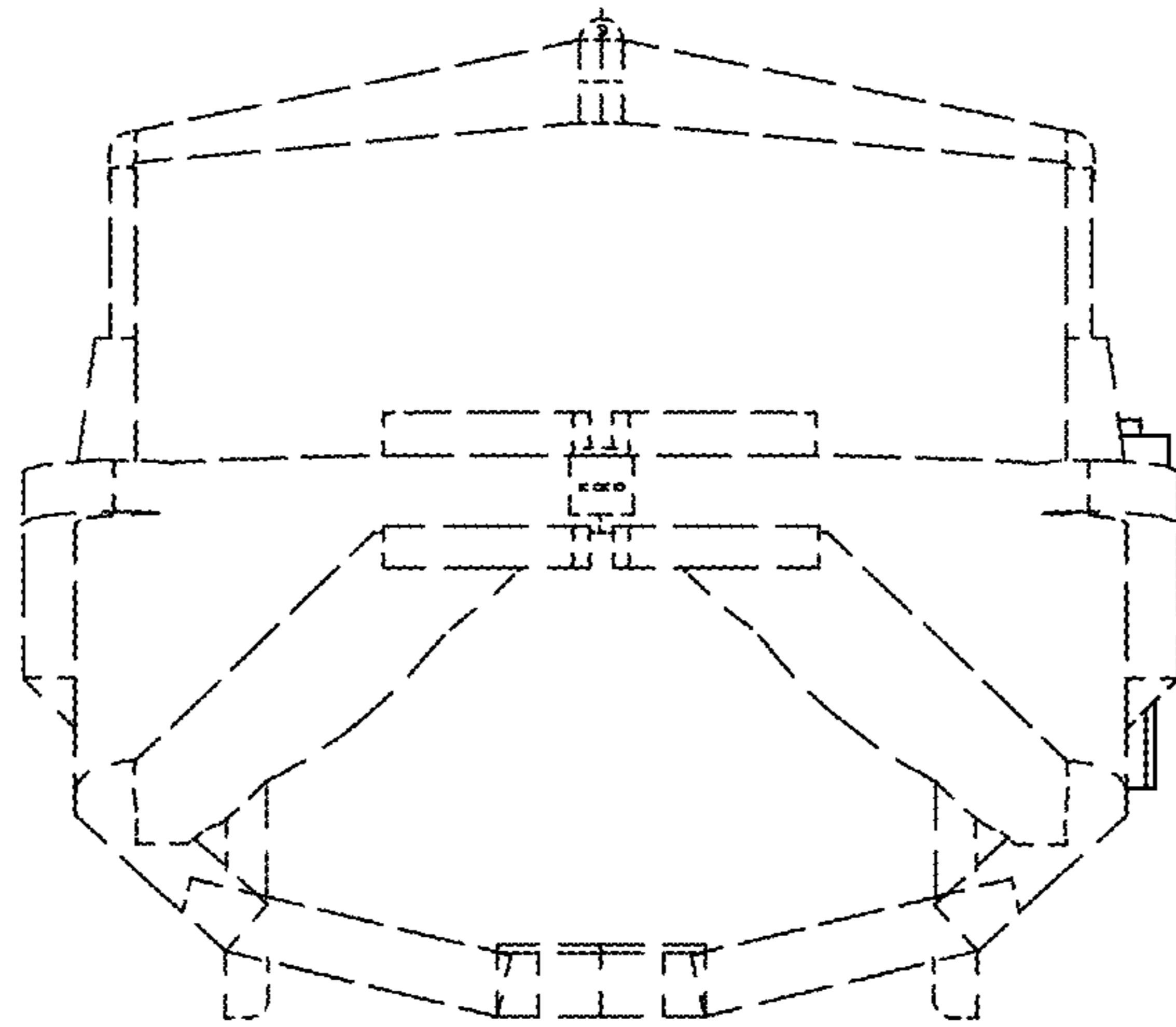


FIG. 2

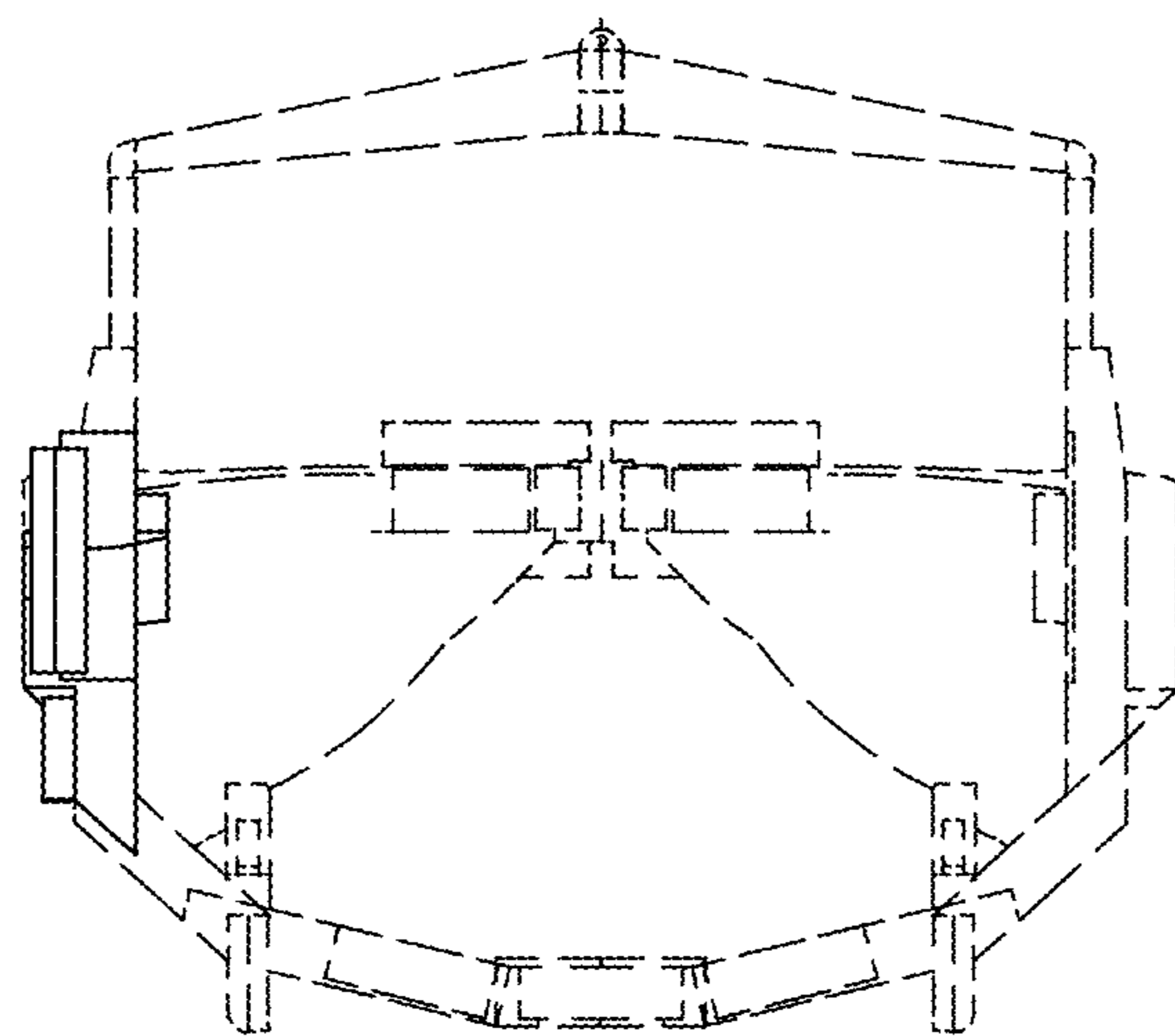


FIG. 3

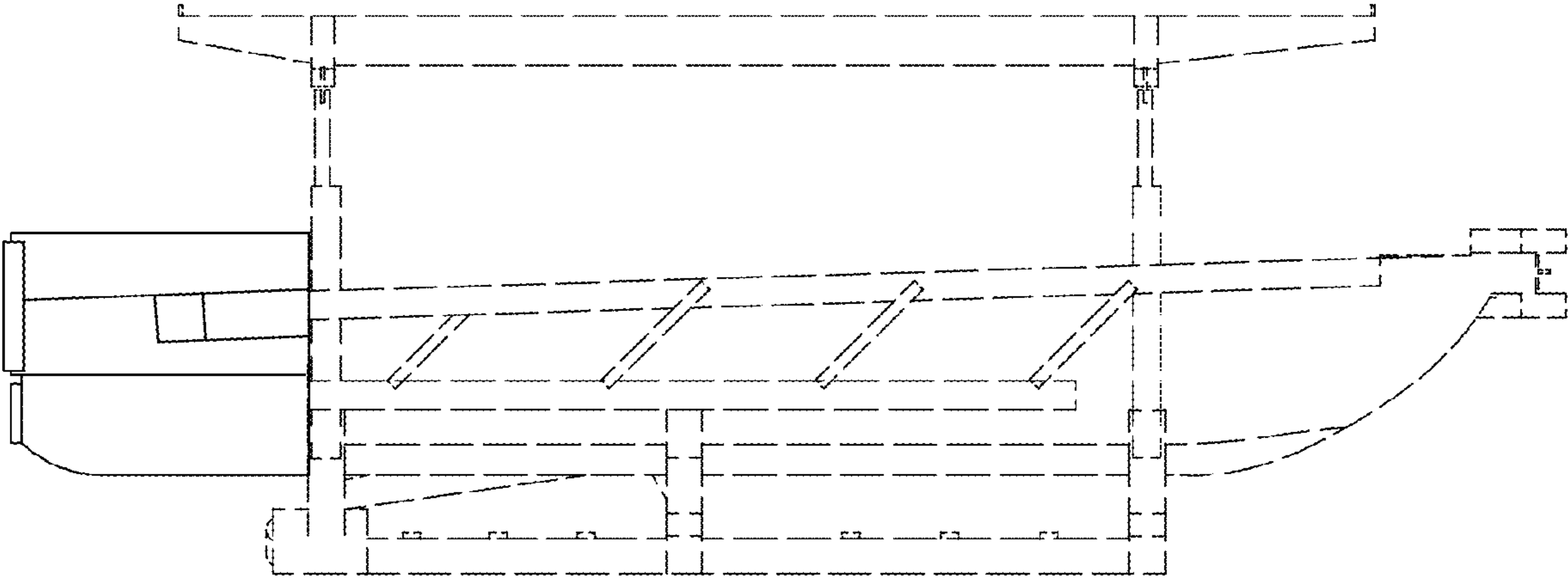


FIG. 4

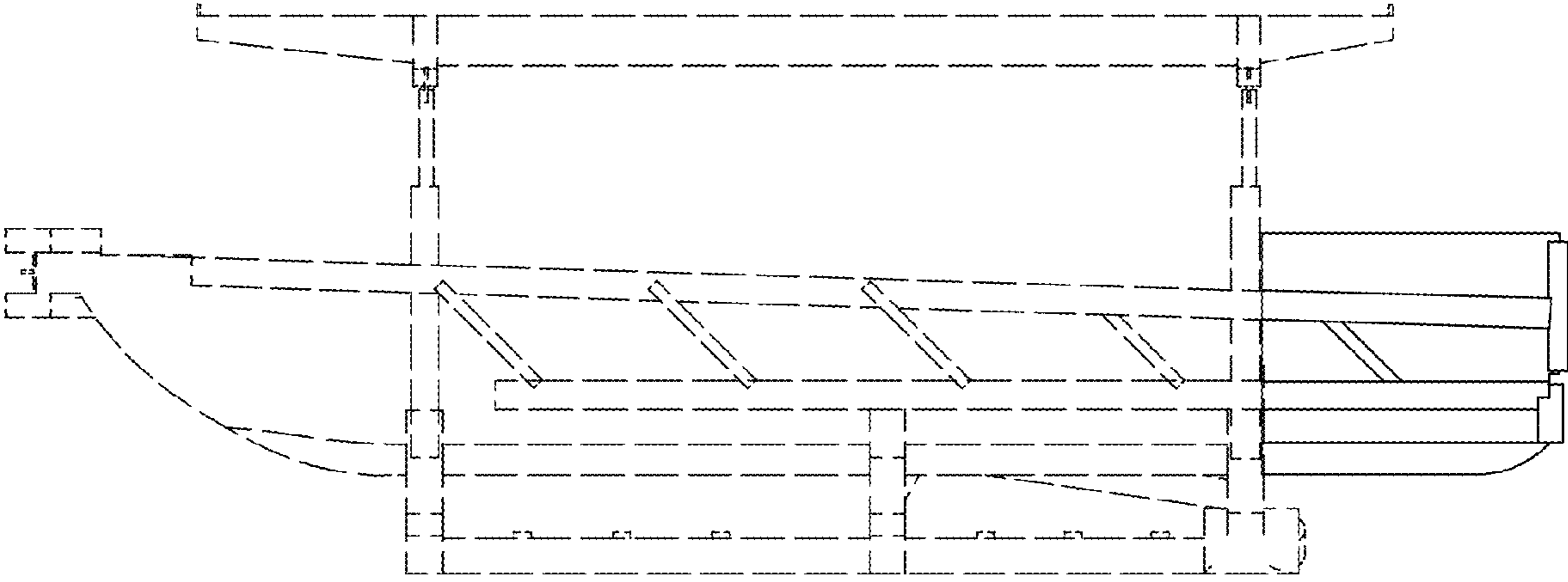


FIG. 5



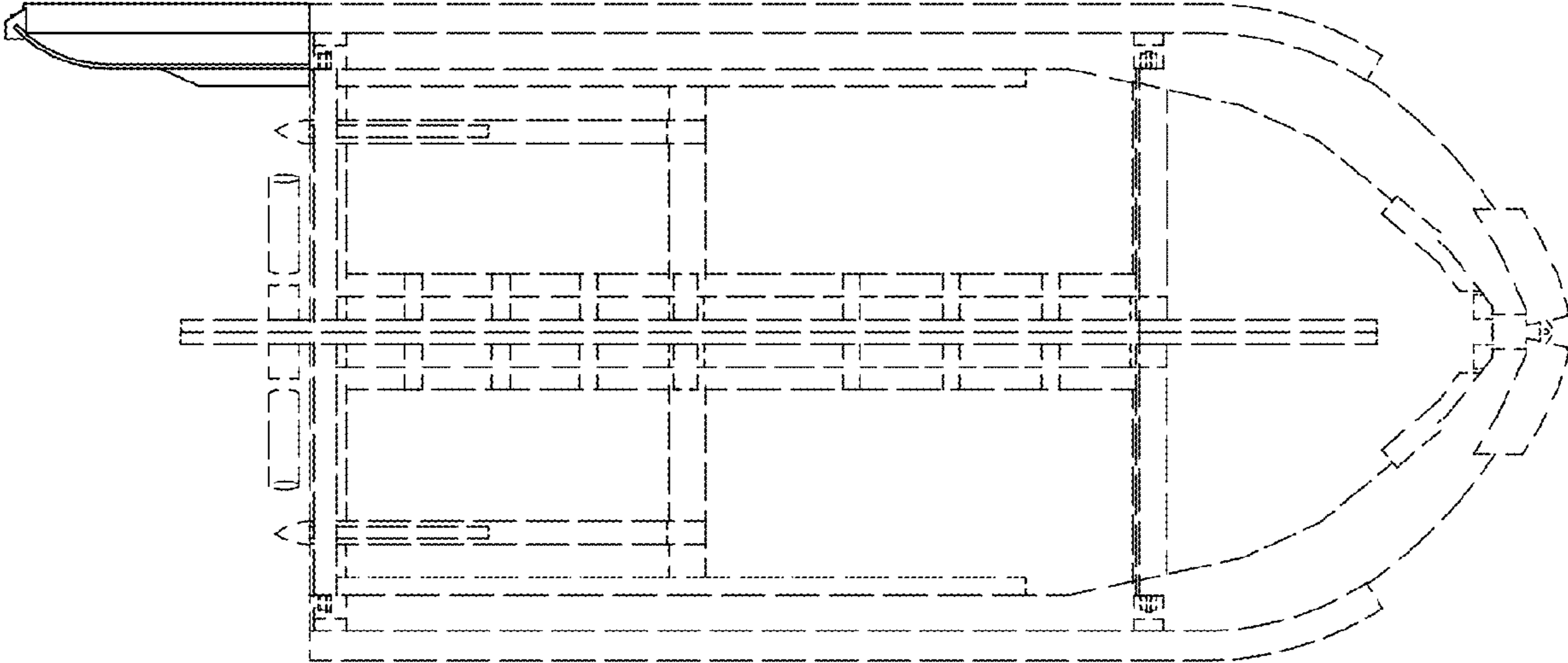


FIG. 6

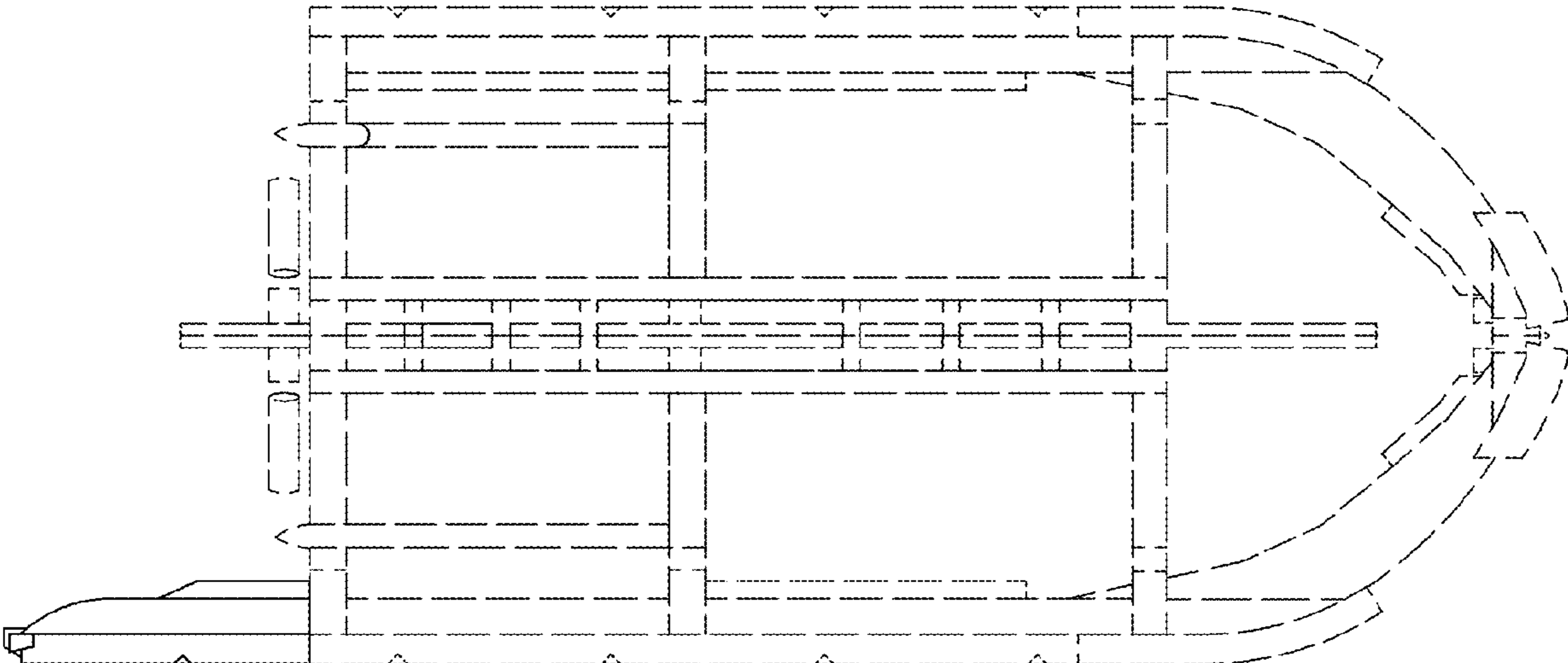


FIG. 7