



US00D950458S

(12) **United States Design Patent**
Hammerbeck

(10) **Patent No.:** **US D950,458 S**

(45) **Date of Patent:** **** May 3, 2022**

(54) **VEHICLE WHEEL RIM**

(71) Applicant: **Polestar Performance AB**, Gothenburg (SE)

(72) Inventor: **Malte Hammerbeck**, Torslanda (SE)

(73) Assignee: **Polestar Performance AB**, Gothenburg (SE)

(**) Term: **15 Years**

(21) Appl. No.: **29/746,637**

(22) Filed: **Aug. 14, 2020**

(30) **Foreign Application Priority Data**

Feb. 14, 2020 (EM) 007694435-0013

(51) **LOC (13) Cl.** **12-16**

(52) **U.S. Cl.**
USPC **D12/209**

(58) **Field of Classification Search**

USPC D12/204–213; D21/563
CPC B60B 7/00; B60B 7/02; B60B 7/04; B60B 7/01; B60B 7/06; B60B 3/02; B60B 3/04; B60B 3/06; B60B 3/10; B60B 1/00; B60B 1/08; B60B 1/10; B60B 1/12

See application file for complete search history.

(56) **References Cited**

U.S. PATENT DOCUMENTS

D256,576 S *	8/1980	Koch	D12/209
D444,117 S *	6/2001	Mantion	D12/211
D476,939 S *	7/2003	Francis	D12/209
D478,539 S *	8/2003	Brown	D12/209
D481,983 S *	11/2003	Lee	D12/211
D517,969 S *	3/2006	Brouillette	D12/209
D519,431 S *	4/2006	Francis	D12/209
D541,727 S *	5/2007	Saunders	D12/213
D548,160 S *	8/2007	Viandante	D12/209
D620,422 S *	7/2010	George	D12/209
D623,998 S *	9/2010	Holstein	D12/209

D652,362 S	1/2012	Lucaora	
D659,628 S *	5/2012	Pollmann D12/211
D667,356 S *	9/2012	Gotschke D12/211

(Continued)

FOREIGN PATENT DOCUMENTS

JP	D1460176	1/2013
TW	D194850	12/2018
TW	D194867	12/2018

OTHER PUBLICATIONS

Taiwan Design Application No. 109304522, Search Report dated Dec. 24, 2020, 1 page.

(Continued)

Primary Examiner — Stacia A Cadmus

(74) *Attorney, Agent, or Firm* — Patterson Thuent Pedersen, P.A.

(57) **CLAIM**

I claim the ornamental design for a vehicle wheel rim, as shown.

DESCRIPTION

FIG. 1 is a front right perspective view of a vehicle wheel rim.

FIG. 2 is a front left perspective view of the vehicle wheel rim depicted in FIG. 1.

FIG. 3 is a front view of the vehicle wheel rim depicted in FIG. 1.



FIG. 4 is a right side view of the vehicle wheel rim depicted in FIG. 1.

FIG. 5 is a top view of the vehicle wheel rim depicted in FIG. 1.

FIG. 6 is a left side view of the vehicle wheel rim depicted in FIG. 1; and,

FIG. 7 is a bottom view of the vehicle wheel rim depicted in FIG. 1.

1 Claim, 7 Drawing Sheets



(56)

References Cited

U.S. PATENT DOCUMENTS

D675,144	S	*	1/2013	Mueller-Stolz	D12/211
D677,609	S	*	3/2013	Sabblah	D12/209
D689,810	S	*	9/2013	Mindt	D12/209
D697,009	S	*	1/2014	Pollmann	D12/209
D710,779	S	*	8/2014	Zhang	D12/209
D756,884	S	*	5/2016	Denike	D12/211
D762,544	S	*	8/2016	Hashimoto	D12/209
D780,085	S	*	2/2017	Bjerke	D12/209
D851,570	S	*	6/2019	Zhen	D12/209
D877,029	S	*	3/2020	Greuer	D12/209
D883,887	S	*	5/2020	Liu	D12/209
D884,572	S	*	5/2020	Steinhoff	D12/209
D889,356	S	*	7/2020	Han	D12/209
D906,930	S	*	1/2021	Ma	D12/209
D906,935	S	*	1/2021	Li	D12/209
D920,872	S	*	6/2021	Myrberg	D12/209

OTHER PUBLICATIONS

Taiwan Design Application No. 109304523, Search Report dated Dec. 24, 2020, 1 page.

Application and File history for U.S. Appl. No. 29/746,640, filed Aug. 14, 2020. Inventors: Hammerbeck.

* cited by examiner



FIG. 1



FIG. 2




FIG. 3



FIG. 4



FIG. 5



FIG. 6




FIG. 7