



US00D950449S

(12) **United States Design Patent** (10) **Patent No.:** **US D950,449 S**
Kil (45) **Date of Patent:** **** May 3, 2022**

(54) **VEHICLE REAR LOWER FASCIA**
(71) Applicant: **GM GLOBAL TECHNOLOGY OPERATIONS LLC**, Detroit, MI (US)
(72) Inventor: **Bobin Kil**, Rochester, MI (US)
(73) Assignee: **GM Global Technology Operations LLC**, Detroit, MI (US)

D758,271 S 6/2016 McMahan et al.
D767,454 S 9/2016 McMahan et al.
D767,459 S 9/2016 Kim
D767,461 S 9/2016 Kozub et al.
D776,021 S 1/2017 Kapitonov
D776,581 S 1/2017 Pevovar et al.
D778,212 S 2/2017 Kozub et al.
D780,077 S 2/2017 Kim et al.
D783,482 S 4/2017 Smith et al.
D784,886 S 4/2017 Smith et al.
D787,989 S 5/2017 Kozub et al.

(**) Term: **15 Years**

(21) Appl. No.: **29/768,120**

(22) Filed: **Jan. 27, 2021**

(51) **LOC (13) Cl.** **12-16**

(52) **U.S. Cl.**
USPC **D12/196**

(58) **Field of Classification Search**
USPC D12/163, 164, 190, 195, 196, 414
CPC B60R 9/06; B62D 35/02; B62D 39/00;
B62D 65/16; B62D 21/12; B29C 45/16
See application file for complete search history.

(56) **References Cited**

U.S. PATENT DOCUMENTS

5,992,926 A * 11/1999 Christofaro B62D 29/001
296/205
D616,797 S * 6/2010 Lamm D12/196
D690,639 S * 10/2013 Messale D12/196
D704,603 S 5/2014 Munson et al.
D708,994 S 7/2014 Thurber
D711,294 S 8/2014 Karras et al.
D733,018 S 6/2015 McCabe et al.
D743,313 S 11/2015 Smith et al.
D743,314 S 11/2015 Thole et al.
D743,856 S * 11/2015 Ma D12/171
D749,997 S 2/2016 McMahan et al.
D753,032 S 4/2016 Smith et al.
D753,033 S 4/2016 Thole et al.
D753,035 S 4/2016 Boniface et al.
D753,567 S 4/2016 Boniface et al.

OTHER PUBLICATIONS

Skid Plates. Design—© Questel) orbit.com. [Online PDF compilation of references] 53 pgs. Print Dates Range May 14, 2020-Feb. 4, 2016 [Retrieved Feb. 2, 2020].*

(Continued)

Primary Examiner — Manpreet S Matharu
Assistant Examiner — Suzanne E Tisdell

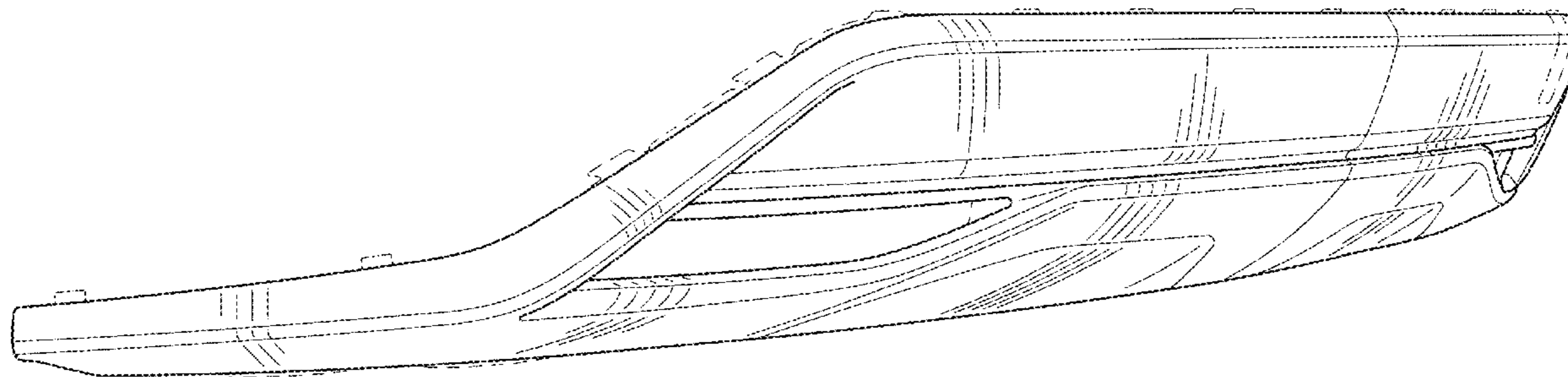
(57) **CLAIM**

The ornamental design for a vehicle rear lower fascia, as shown and described.

DESCRIPTION

FIG. 1 is a front and left perspective view of a vehicle rear lower fascia showing my new design;
FIG. 2 is a front elevation view of the vehicle rear lower fascia of FIG. 1;
FIG. 3 is a left elevation view thereof;
FIG. 4 is a right elevation view thereof;
FIG. 5 is a top view thereof;
FIG. 6 is a back elevation view thereof; and,
FIG. 7 is a bottom view thereof.
The broken lines in the drawings depict portions of the vehicle rear lower fascia that form no part of the claimed design.

1 Claim, 7 Drawing Sheets



(56)

References Cited

U.S. PATENT DOCUMENTS

D788,001 S 5/2017 Lee
 D789,575 S 6/2017 Willett
 D789,849 S 6/2017 Lee
 D792,294 S 7/2017 McCabe et al.
 D793,294 S 8/2017 Lee
 D793,295 S 8/2017 McCabe et al.
 D793,299 S 8/2017 Krieg et al.
 D793,300 S 8/2017 Krieg et al.
 D797,616 S 9/2017 Lee
 D797,631 S 9/2017 Pevovar et al.
 D797,632 S 9/2017 Zipfel et al.
 D801,236 S 10/2017 Kozub et al.
 D801,882 S 11/2017 Kozub et al.
 D801,889 S 11/2017 Han
 D804,370 S 12/2017 Kozub et al.
 D804,371 S 12/2017 Whitla et al.
 D805,441 S 12/2017 Karras
 D805,985 S 12/2017 Nakamura
 D811,958 S 3/2018 Zipfel et al.
 D811,959 S 3/2018 Perkins
 D811,961 S 3/2018 Sullivan
 D811,962 S 3/2018 Sullivan
 D811,963 S 3/2018 Sullivan
 D811,965 S 3/2018 Moffett et al.
 D813,110 S 3/2018 Whitla et al.
 D813,111 S 3/2018 Sullivan
 D813,116 S 3/2018 Park
 D813,117 S 3/2018 Sullivan
 D813,740 S 3/2018 Park
 D813,741 S 3/2018 Perkins
 D813,742 S 3/2018 McMahan et al.
 D813,743 S 3/2018 Lee
 D813,744 S 3/2018 Whitla et al.
 D813,748 S 3/2018 Kim
 D813,753 S 3/2018 Loeb
 D813,754 S 3/2018 Loeb
 D813,755 S 3/2018 Loeb
 D813,756 S 3/2018 Loeb
 D815,572 S 4/2018 Perkins
 D816,003 S 4/2018 Perkins
 D816,563 S 5/2018 McMahan et al.
 D816,565 S 5/2018 Kim
 D817,836 S 5/2018 McMahan et al.
 D818,922 S 5/2018 Whitla et al.
 D819,519 S 6/2018 Whitla et al.
 D822,551 S 7/2018 McMahan et al.
 D823,762 S 7/2018 Loeb
 D823,763 S 7/2018 Koo et al.
 D828,246 S 9/2018 Loeb
 D828,261 S 9/2018 Moffett et al.
 D829,143 S 9/2018 McMahan et al.
 D839,163 S 1/2019 Pinazzo et al.
 D840,306 S 2/2019 Kozub
 D841,547 S 2/2019 Zipfel et al.
 D842,788 S * 3/2019 Wymore D12/196
 D843,904 S 3/2019 Kim
 D845,186 S 4/2019 Koo et al.
 D845,188 S 4/2019 Pinazzo et al.
 D845,189 S 4/2019 Pinazzo et al.
 D846,457 S 4/2019 Koo et al.
 D846,458 S 4/2019 Mack et al.

D847,043 S 4/2019 Kozub
 D847,045 S 4/2019 Whitla et al.
 D847,046 S 4/2019 Whitla et al.
 D847,047 S 4/2019 Krieg et al.
 D847,703 S 5/2019 Kozub
 D848,909 S 5/2019 Lee
 D848,911 S 5/2019 De Leon
 D849,627 S 5/2019 Zipfel
 D849,629 S 5/2019 De Leon
 D849,630 S 5/2019 De Leon
 D851,558 S 6/2019 Thurber et al.
 D851,559 S 6/2019 Thurber et al.
 D853,924 S 7/2019 Riggs et al.
 D854,462 S 7/2019 Lee
 D855,504 S 8/2019 Lee
 D855,505 S 8/2019 Thurber et al.
 D855,507 S 8/2019 Blanski et al.
 D856,242 S 8/2019 Blanski et al.
 D857,260 S 8/2019 Kil et al.
 D857,575 S * 8/2019 Harriton D12/196
 D858,377 S 9/2019 Riggs et al.
 D859,237 S 9/2019 Koo et al.
 D859,238 S 9/2019 Smith et al.
 D859,239 S 9/2019 Sullivan et al.
 D859,252 S 9/2019 Krieg
 D859,253 S 9/2019 Izard
 D859,254 S 9/2019 Izard
 D860,077 S 9/2019 Riggs et al.
 D860,079 S 9/2019 Sullivan et al.
 D863,142 S 10/2019 Zipfel
 D863,169 S 10/2019 Whitla et al.
 D867,232 S * 11/2019 Izard D12/169
 D867,949 S 11/2019 Thurber et al.
 D868,660 S 12/2019 De Leon
 D873,751 S 1/2020 De Leon
 D877,005 S 3/2020 Luke et al.
 D877,006 S 3/2020 Luke et al.
 D877,014 S * 3/2020 Harriton D12/196
 D881,087 S 4/2020 Luke et al.
 D892,003 S * 8/2020 Zipfel D12/169
 D897,255 S 9/2020 Zipfel
 D897,919 S 10/2020 Choi et al.
 D902,800 S 11/2020 Gay
 D902,801 S 11/2020 Gay
 D903,567 S * 12/2020 Choi D12/196
 D903,568 S 12/2020 Choi et al.
 2017/0312805 A1 * 11/2017 Kim B29C 66/21
 2019/0126868 A1 * 5/2019 Wymore B60R 3/002
 2021/0323364 A1 * 10/2021 Murphy B60D 1/488

OTHER PUBLICATIONS

Hagerty, Mike. Defensive Driving: Should Your Truck Have a Skid Plate? Apr. 17, 2020. Napa, <https://knowhow.napaonline.com/defensive-driving-should-your-truck-have-a-skid-plate/>. *
 Greene, Brenan. RSG Offroad Skid Plate for 5th Gen 4Runner. Jun. 8, 2020. Trail 4 Runner, <https://trail4runner.com/2020/06/08/rsg-offroad-skid-plate-install-review/>. *
 Steel Skid Plate Kit. Before Feb. 24, 2017. ECS Tuning, <https://www.ecstuning.com/b-assembled-by-ecs-parts/steel-skid-plate-kit-ecs-recommends/lj0698930/>. *

* cited by examiner

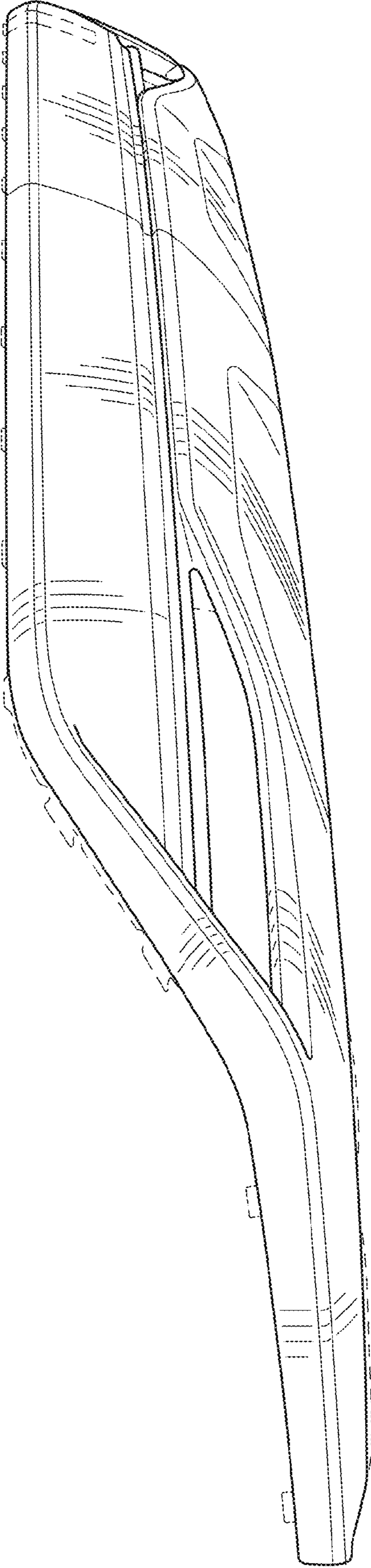


FIG. 1

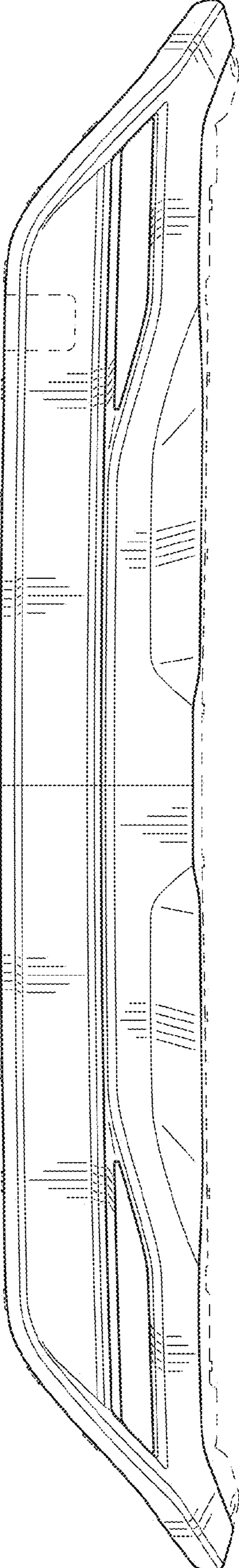


FIG. 2

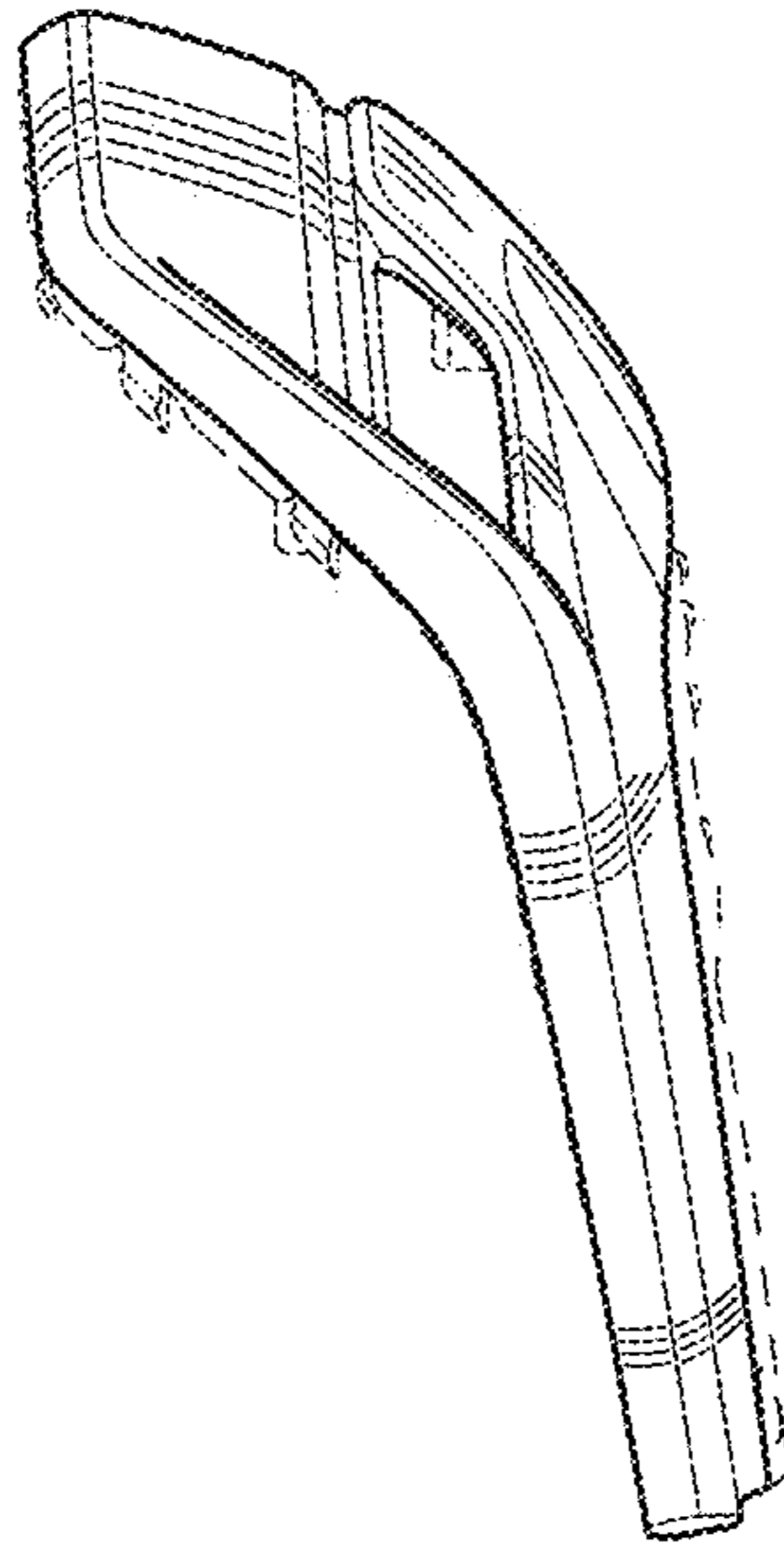


FIG. 3

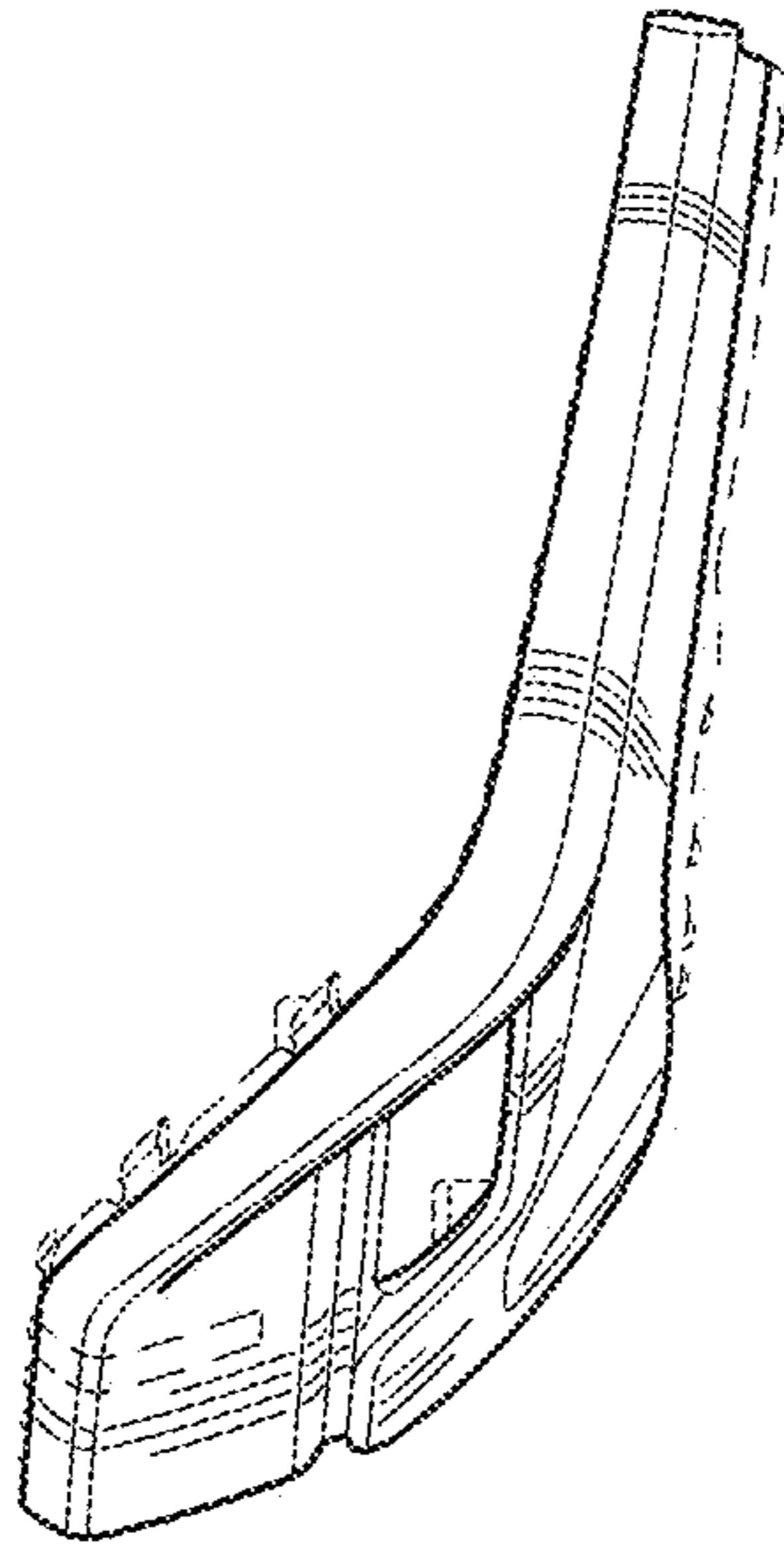


FIG. 4

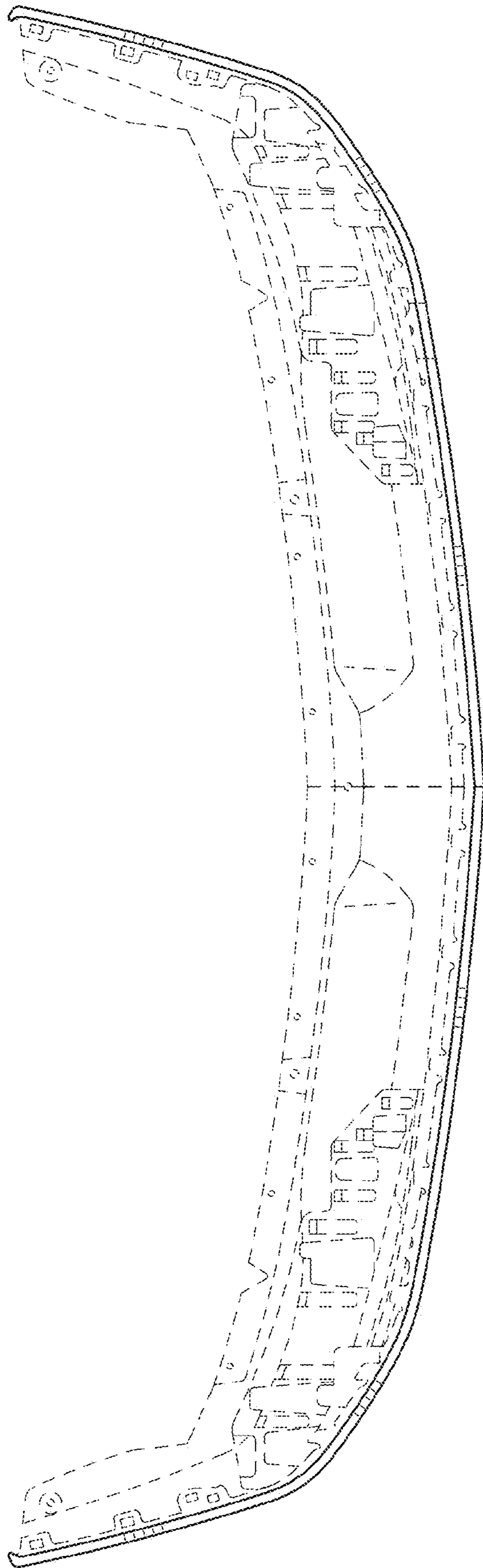


FIG. 5




FIG. 6

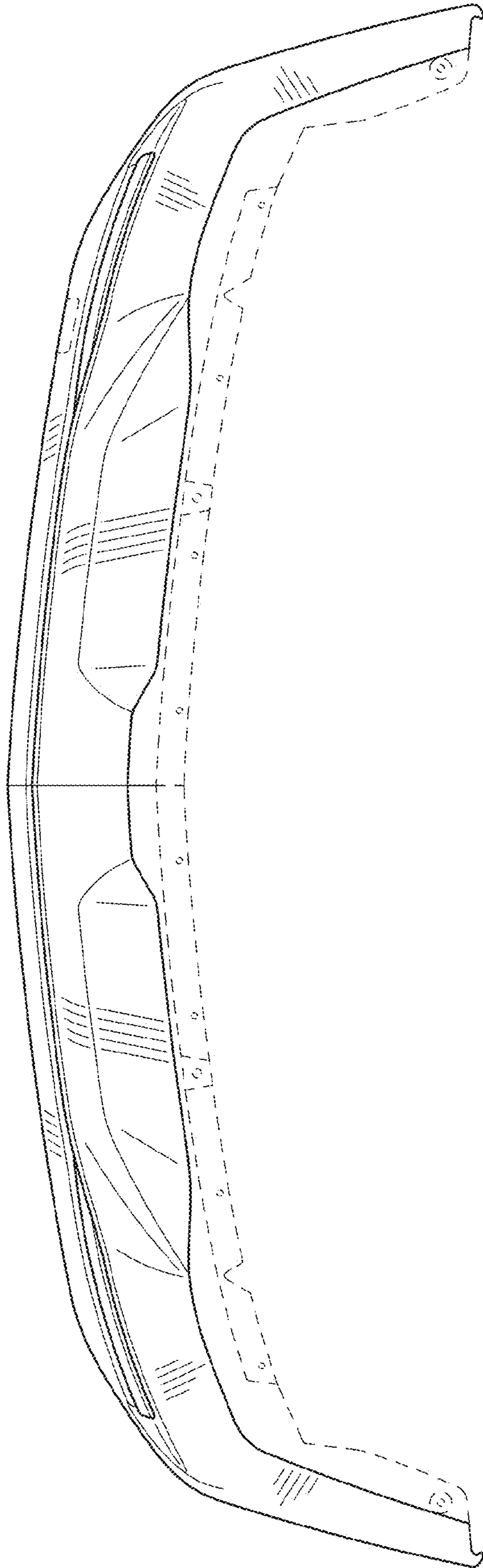


FIG. 7