



US00D950444S

(12) **United States Design Patent**
Sasaki

(10) **Patent No.:** **US D950,444 S**
(45) **Date of Patent:** **** May 3, 2022**

(54) **DISK BRAKE FRICTION PAD FOR VEHICLES**

(71) Applicant: **NISSIN KOGYO CO., LTD.**, Tomi (JP)

(72) Inventor: **Yuki Sasaki**, Tomi (JP)

(73) Assignee: **HITACHI ASTEMO, LTD.**, Hitachinaka (JP)

(**) Term: **15 Years**

(21) Appl. No.: **29/751,516**

(22) Filed: **Sep. 22, 2020**

(51) **LOC (13) Cl.** **12-16**

(52) **U.S. Cl.**
USPC **D12/180**

(58) **Field of Classification Search**
USPC D12/106, 114, 118, 122, 161, 162, 179, D12/180, 207, 217, 400
CPC F16D 65/0972; F16D 65/092; F16D 65/0006; F16D 65/0971; F16D 2200/0056
See application file for complete search history.

(56) **References Cited**

U.S. PATENT DOCUMENTS

D506,423 S *	6/2005	Matsumoto	D12/180
D507,773 S *	7/2005	Ono	D12/180
D631,410 S *	1/2011	Hiramori	D12/180
D631,411 S *	1/2011	Hiramori	D12/180
8,225,911 B2 *	7/2012	Lin	F16D 65/092 188/73.37
D764,987 S *	8/2016	Radhakrishnan	D12/180
D784,222 S *	4/2017	Buxton	D12/180
D787,393 S *	5/2017	Buxton	D12/180
10,041,554 B2 *	8/2018	Ishikawa	F16D 65/0971
10,487,894 B2 *	11/2019	Meggiolan	B32B 15/14
11,098,772 B2 *	8/2021	Aonuma	F16D 55/228

(Continued)

FOREIGN PATENT DOCUMENTS

JP 637189 S 10/1984
JP 637189-1 S 11/1984

(Continued)

OTHER PUBLICATIONS

“Nissin Pad Type—R (Racing Pad)” Nissin., posted date Jul. 10, 2017 [online], [retrieved on Dec. 8, 2021], Retrieved from the Internet <URL:http://nissinbrakeperformance.com/nissinpadtype-r/> (Year: 2017).*

(Continued)

Primary Examiner — Darlington Ly

Assistant Examiner — Nasim Abdulaziz Ali

(74) *Attorney, Agent, or Firm* — WHDA, LLP

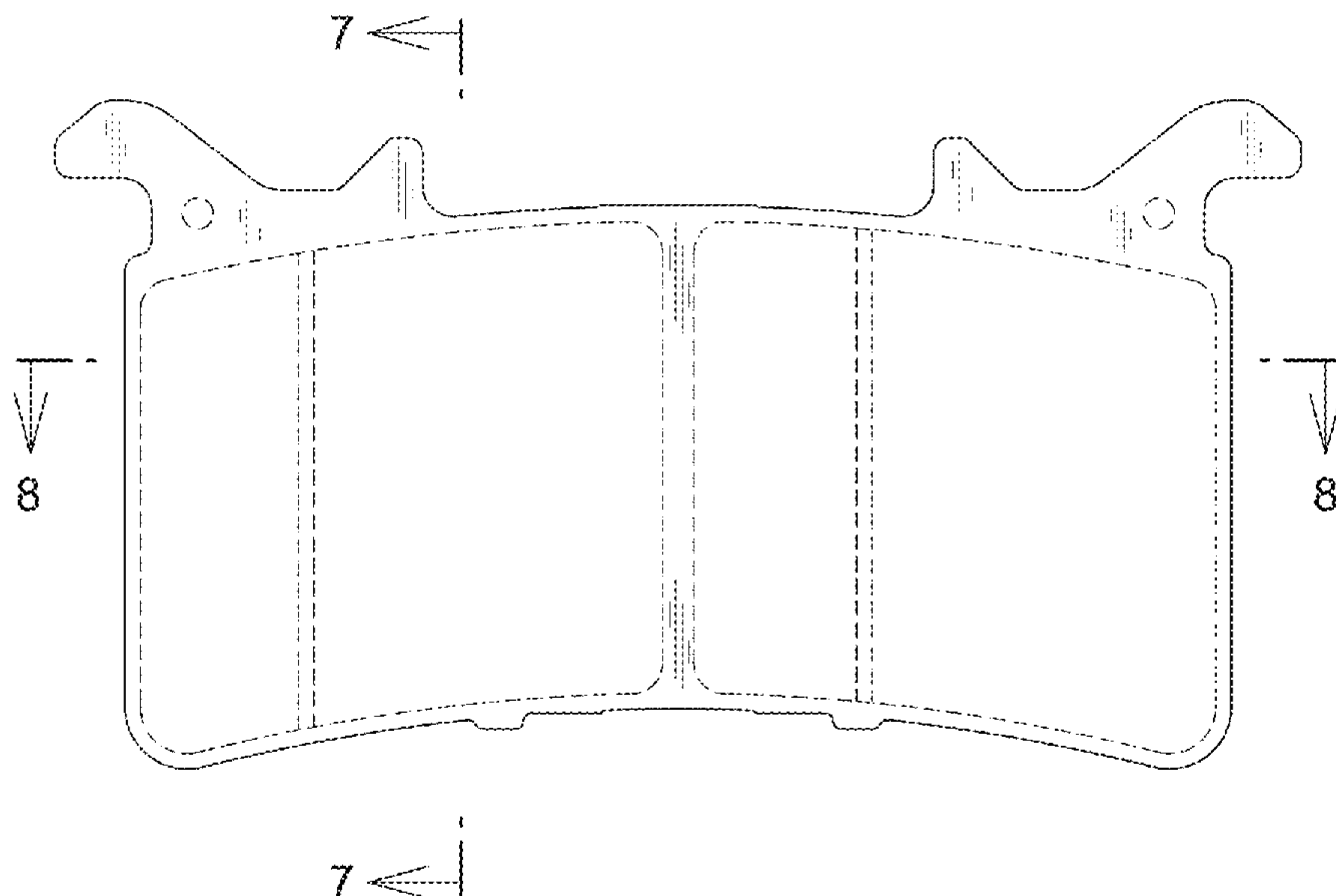
(57) **CLAIM**

The ornamental design for a disk brake friction pad for vehicles, as shown and described.

DESCRIPTION

FIG. 1 is a front elevational view of a disk brake friction pad for vehicles, showing my new design;
FIG. 2 is a rear elevational view thereof;
FIG. 3 is a top plan view thereof;
FIG. 4 is a bottom plan view thereof;
FIG. 5 is a right side elevational view thereof;
FIG. 6 is a left side elevational view thereof;
FIG. 7 is a cross-sectional view thereof, taken along line 7-7 of FIG. 1;
FIG. 8 is a cross-sectional view thereof, taken along line 8-8 of FIG. 1; and,
FIG. 9 is a front perspective view thereof.
The broken lines shown in the drawings illustrate portions of the disk brake friction pad for vehicles that are environmental structures and form no part of the claimed design.

1 Claim, 9 Drawing Sheets



(56)

References Cited

U.S. PATENT DOCUMENTS

2005/0067235 A1* 3/2005 Pham F16D 65/0971
 188/250 B
 2006/0157307 A1* 7/2006 Tsurumi F16D 65/0971
 188/250 G
 2009/0014262 A1* 1/2009 Camilo-Martinez
 F16D 65/095
 188/2 R
 2009/0032343 A1* 2/2009 Liu F16D 65/092
 188/250 B
 2010/0243385 A1* 9/2010 Kaneko F16D 65/0972
 188/73.31
 2014/0360822 A1* 12/2014 Kobayashi F16D 65/0971
 188/250 E

FOREIGN PATENT DOCUMENTS

JP 637189-2 S 12/1985
 JP 637189-3 S 12/1985
 JP 0843173-2 S 10/1994
 JP 1282689 S 10/2006
 JP 2401242600 6/2012

OTHER PUBLICATIONS

“RP-X™ Racing Brake Pads” EBC Brakes., posted date May 8, 2020 [online], [retrieved on Dec. 8, 2021]. Retrieved from the Internet <URL:https://ebcbrakes.com/products/rp-x-racing-brake-pads/> (Year: 2020).*

“ACDelco 14D562CH Advantage Ceramic Front Disc Brake Pad Set” ACDelco., posted date Jun. 8, 2014 [online], [retrieved on Dec. 8, 2021], Retrieved from the Internet <URL:https://www.amazon.com/ACDelco-14D562CH-Advantage-Ceramic-Front/dp/B00KULEN3E> (Year: 2014).*

“Nissin® NPO-160W-SA—Semi-Metallic Front Disc Brake Pads” Nissin., posted date Feb. 27, 2018 [online], [retrieved on Dec. 8, 2021]. Retrieved from the Internet <URL:https://www.carid.com/zimmermann/coat-z-drilled-and-slotted-brake-rotor.html> (Year: 2018).* Office Action dated Jun. 26, 2020, issued in counterpart JP application No. 2020-005621, with English translation. (5 pages).

* cited by examiner

FIG. 1

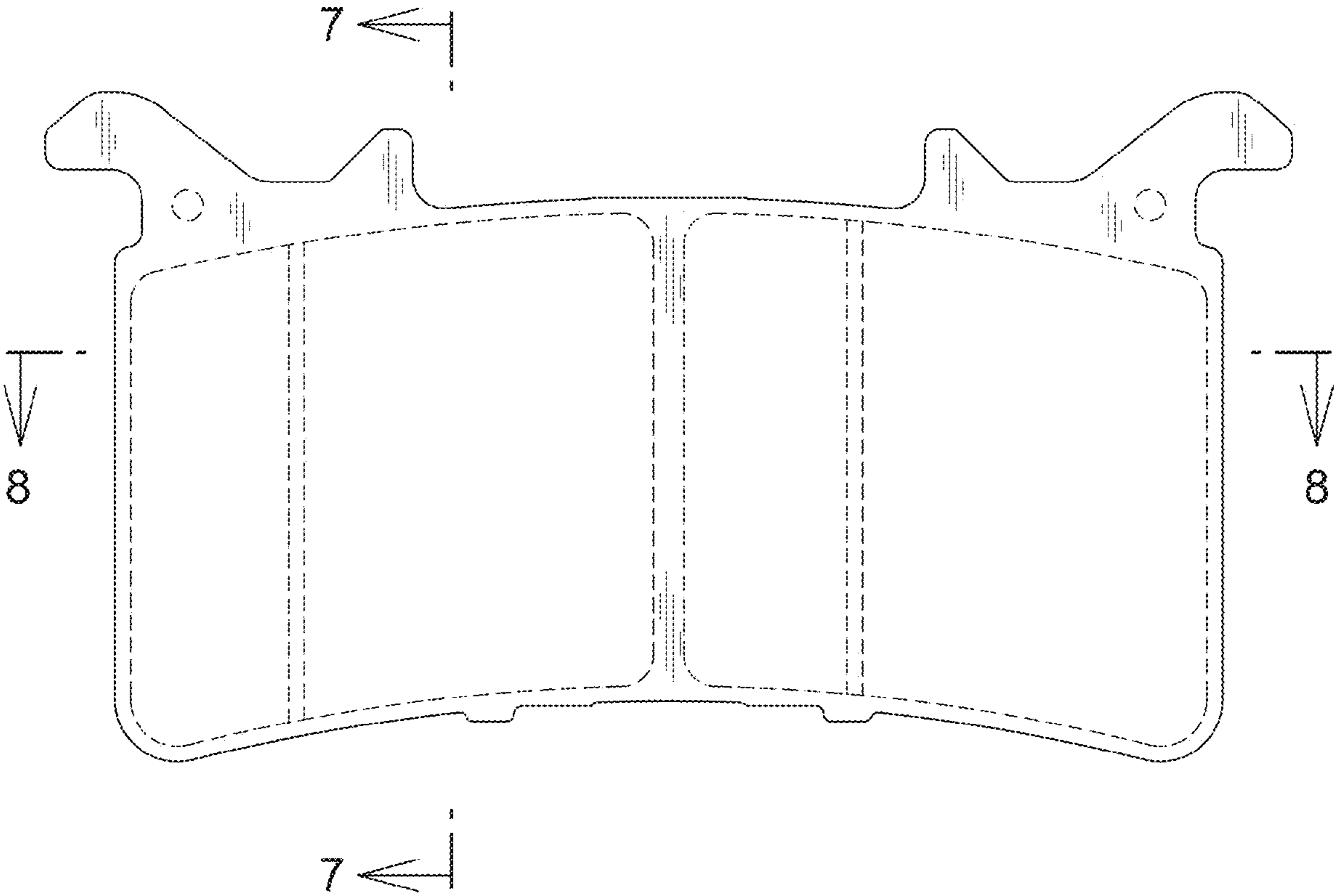


FIG. 2

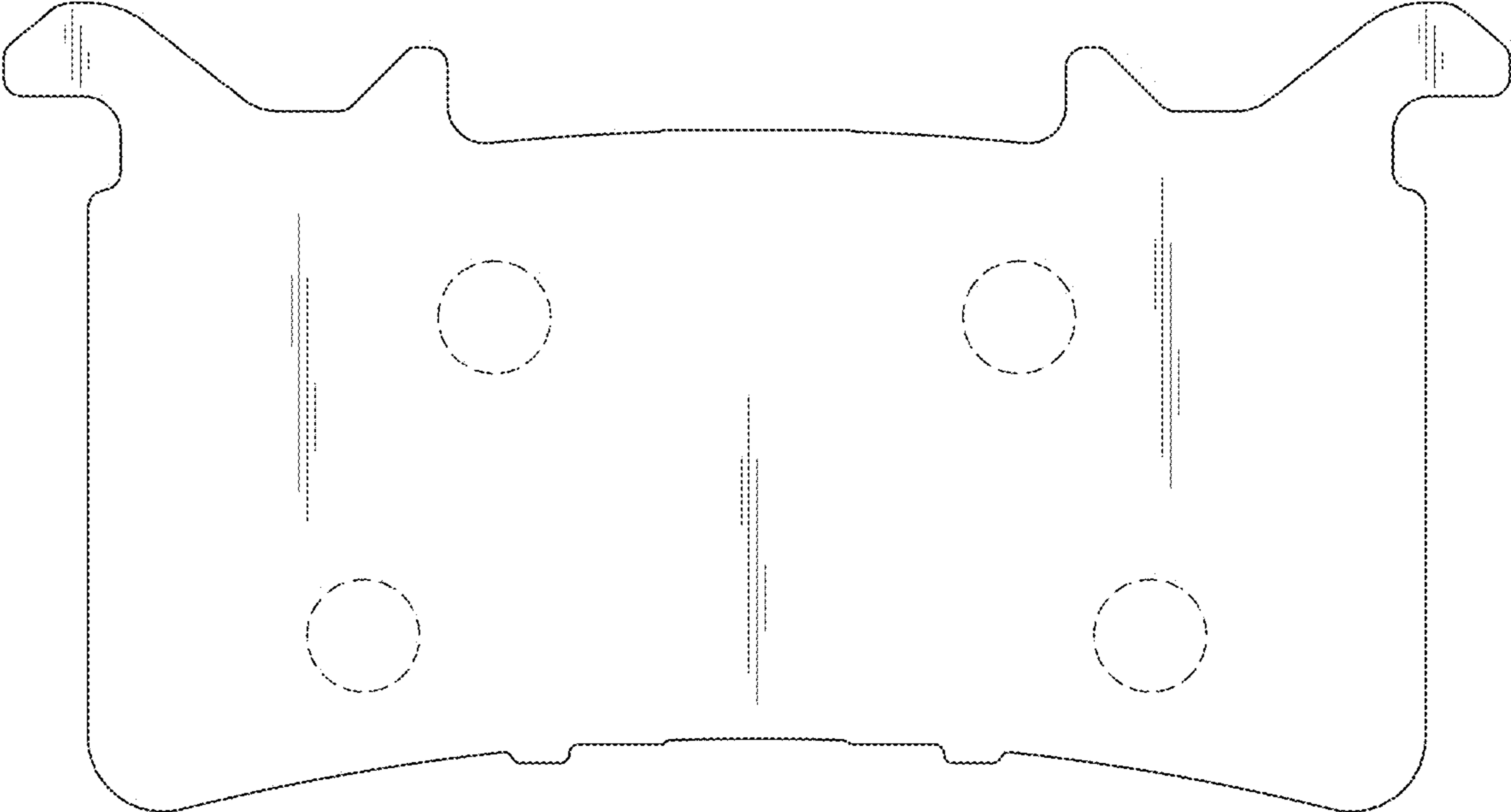


FIG. 3

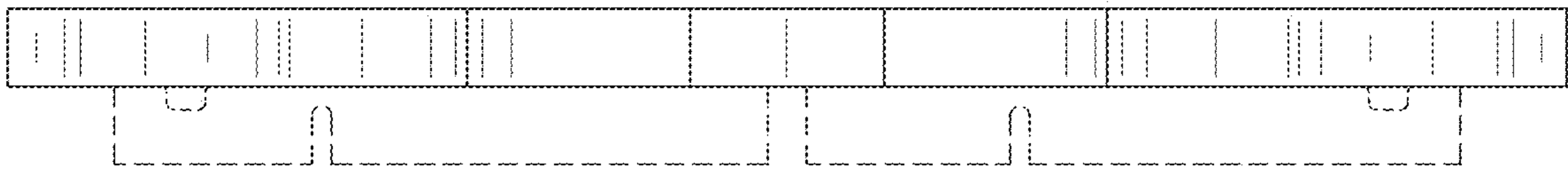


FIG. 4

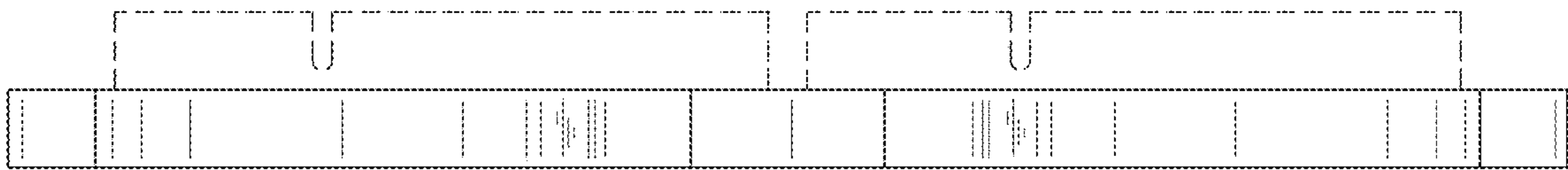


FIG. 5




FIG. 6




FIG. 7



FIG. 8

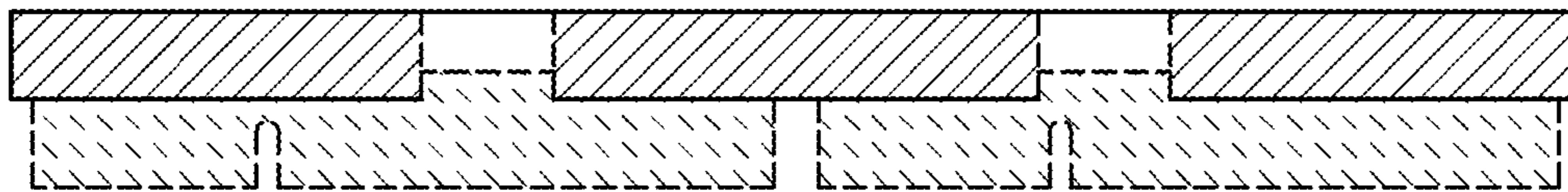


FIG. 9

