



US00D950411S

(12) **United States Design Patent**
Rozek

(10) **Patent No.:** **US D950,411 S**

(45) **Date of Patent:** **** May 3, 2022**

- (54) **VASE**
- (71) Applicant: **Pandemic Design Studio LLC**,
Bridgeport, PA (US)
- (72) Inventor: **David A. Rozek**, Wayne, PA (US)
- (73) Assignee: **PANDEMIC DESIGN STUDIO LLC**,
Bridgeport, PA (US)

D325,396 S *	4/1992	Nascher	D11/146
D337,072 S *	7/1993	Horvath	D11/146
D346,763 S *	5/1994	Smith	D11/144
D413,546 S *	9/1999	Gasper	D11/146
D477,547 S *	7/2003	Davenport	D11/146
D482,637 S *	11/2003	Gilad	D11/143
D542,533 S *	5/2007	Yang	D3/313
D574,117 S *	7/2008	McGregory	D11/146
D606,674 S *	12/2009	Williams	D26/9
D794,119 S *	8/2017	Holliday, Jr.	D19/77

(**) Term: **15 Years**

(21) Appl. No.: **29/728,217**

(22) Filed: **Mar. 17, 2020**

(51) **LOC (13) Cl.** **11-02**

(52) **U.S. Cl.**
USPC **D11/146**

(58) **Field of Classification Search**
USPC D11/143-156, 164; D6/403-405,
D6/556-558; D7/507, 509, 523, 584,
D7/587; D26/9, 10
CPC . A01G 9/02; A01G 9/021; A01G 9/04; A01G
27/003; A01G 31/02; A01G 31/06
See application file for complete search history.

(56) **References Cited**

U.S. PATENT DOCUMENTS

D38,293 S *	10/1906	Booth	D26/9
D44,365 S *	7/1913	Dralle	D9/546
D46,319 S *	8/1914	Sanford	D26/9
D151,343 S *	10/1948	Greger	D19/75
D156,471 S *	12/1949	Winchester	D11/146
2,997,199 A *	8/1961	Reachi	A47G 7/06 220/23.86
3,177,617 A *	4/1965	Koistinen	A01G 5/04 47/41.11
3,250,422 A *	5/1966	Parish	A47G 19/2261 220/23.83
D261,588 S *	11/1981	Fichte	D7/553.4
D320,864 S *	10/1991	Boschetto	D26/73

OTHER PUBLICATIONS

The Stacks Collection, online on pandemicdesignstudio.com, review by Phyllis on Jan. 1, 2021.*

Modular Vase Set by Pandemic Design Studio, online on archiproducts.com, by designer David Rozek, Manufacture year: 2020.*

* cited by examiner

Primary Examiner — Elizabeth A. Albert
(74) *Attorney, Agent, or Firm* — Panitch Schwarze
Belisario & Nadel LLP

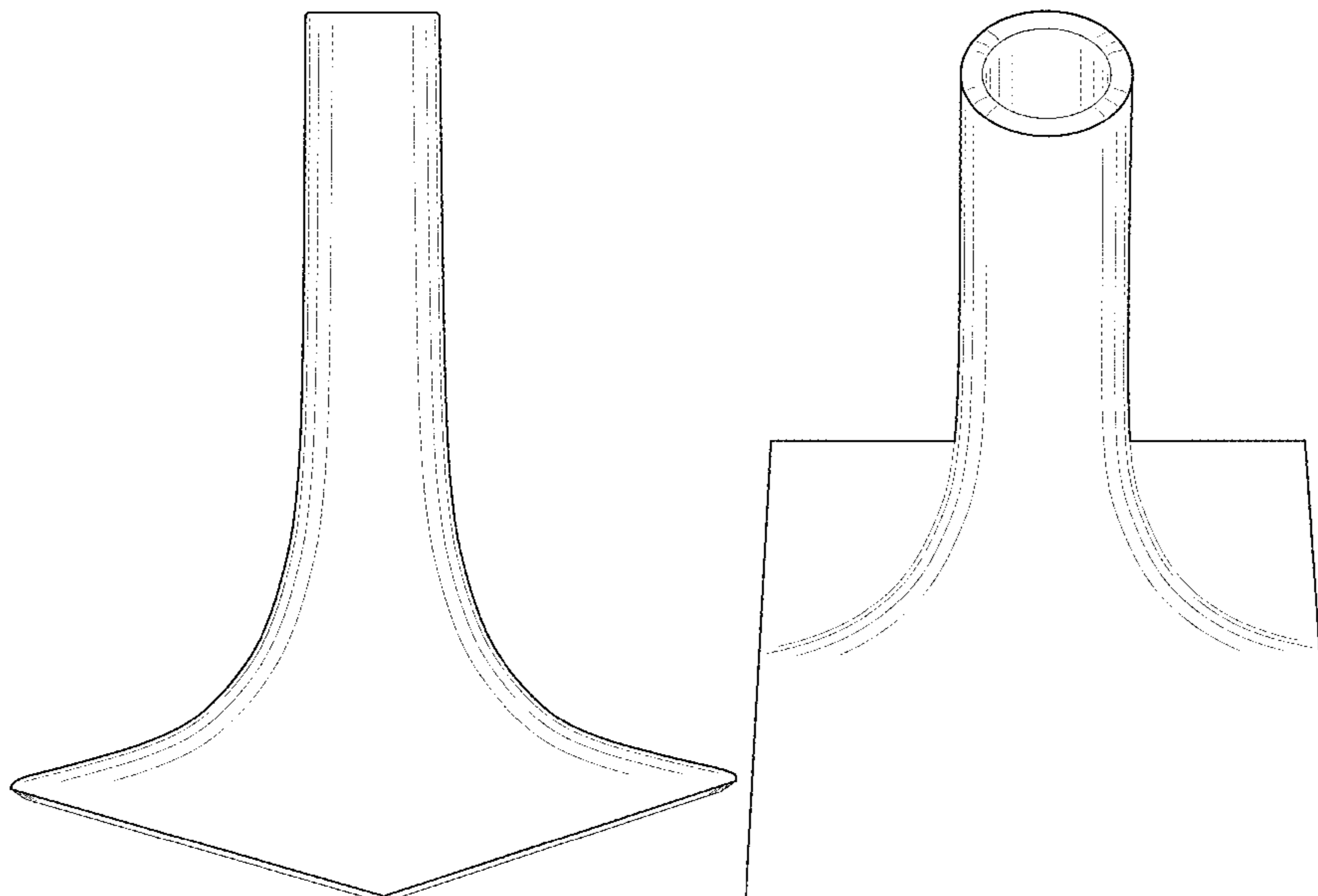
(57) **CLAIM**

The ornamental design for a vase, as shown and described.

DESCRIPTION

FIG. 1 is a front, right elevation view of a vase in accordance with my new design;
FIG. 2 is a front, right perspective view thereof;
FIG. 3 is a front perspective view thereof;
FIG. 4 is a front elevation view thereof, right, left, and rear elevation views thereof being identical images;
FIG. 5 is a top plan view thereof; and,
FIG. 6 is a bottom plan view thereof.

1 Claim, 6 Drawing Sheets



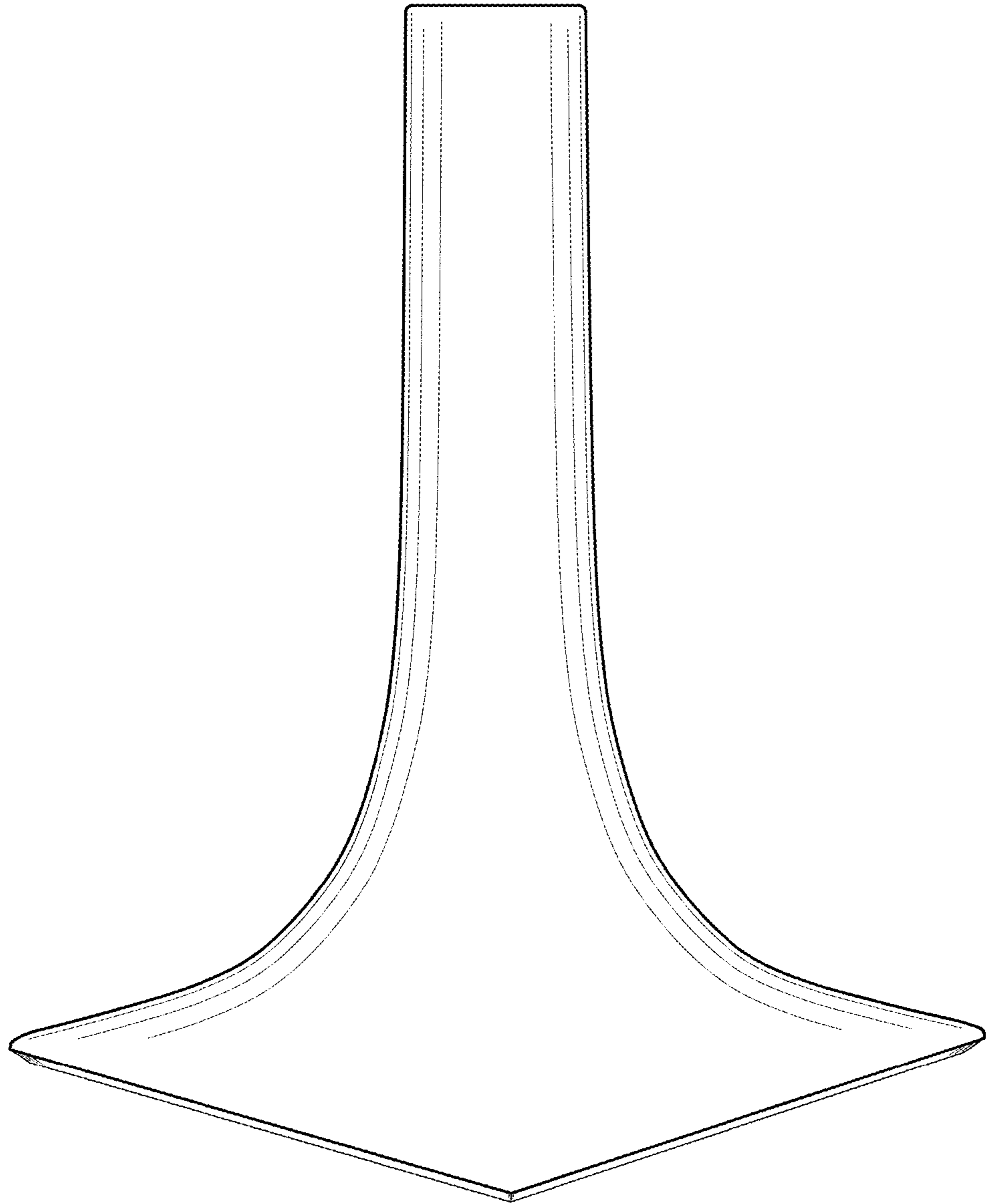


FIG. 1

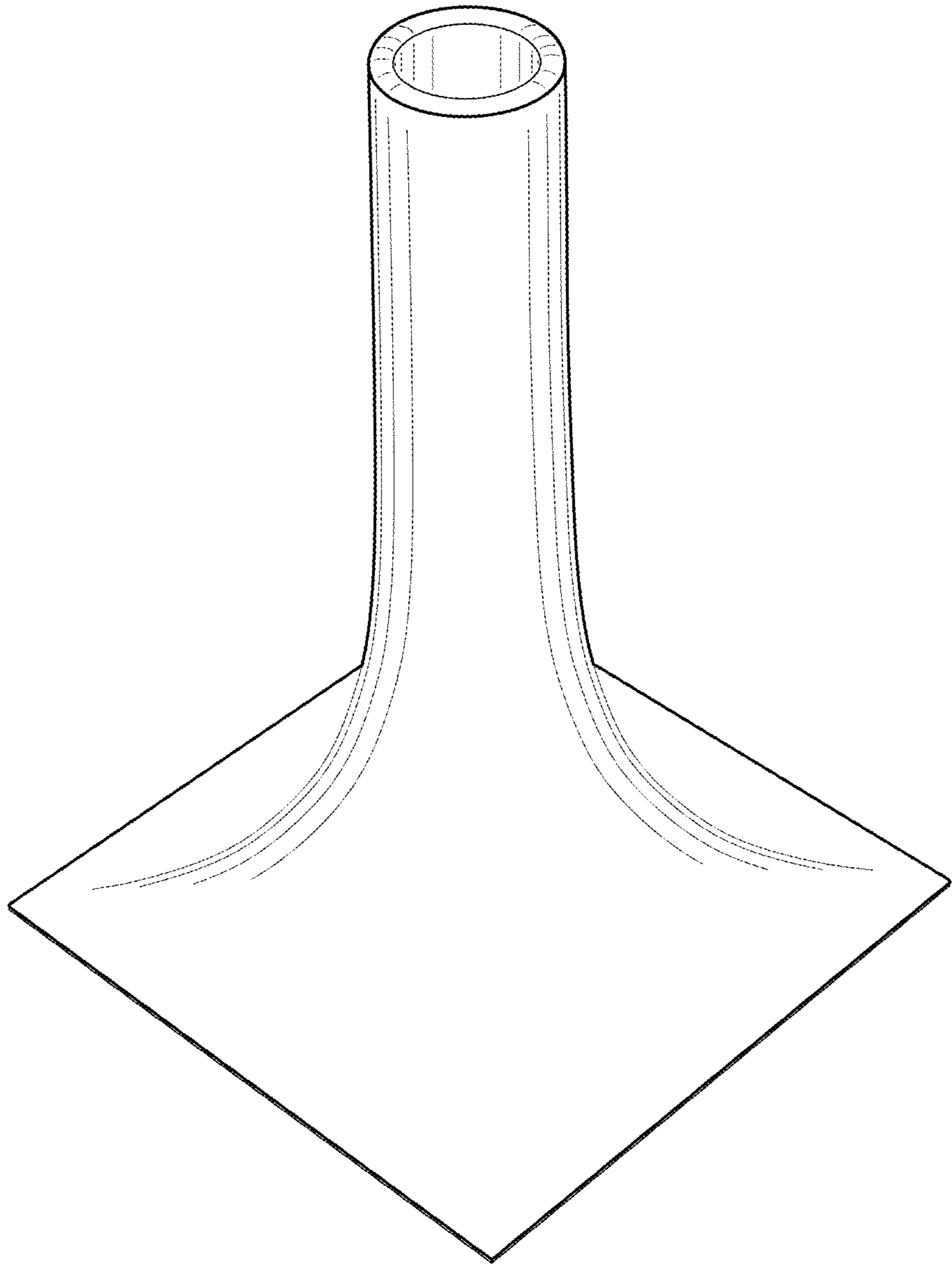


FIG. 2

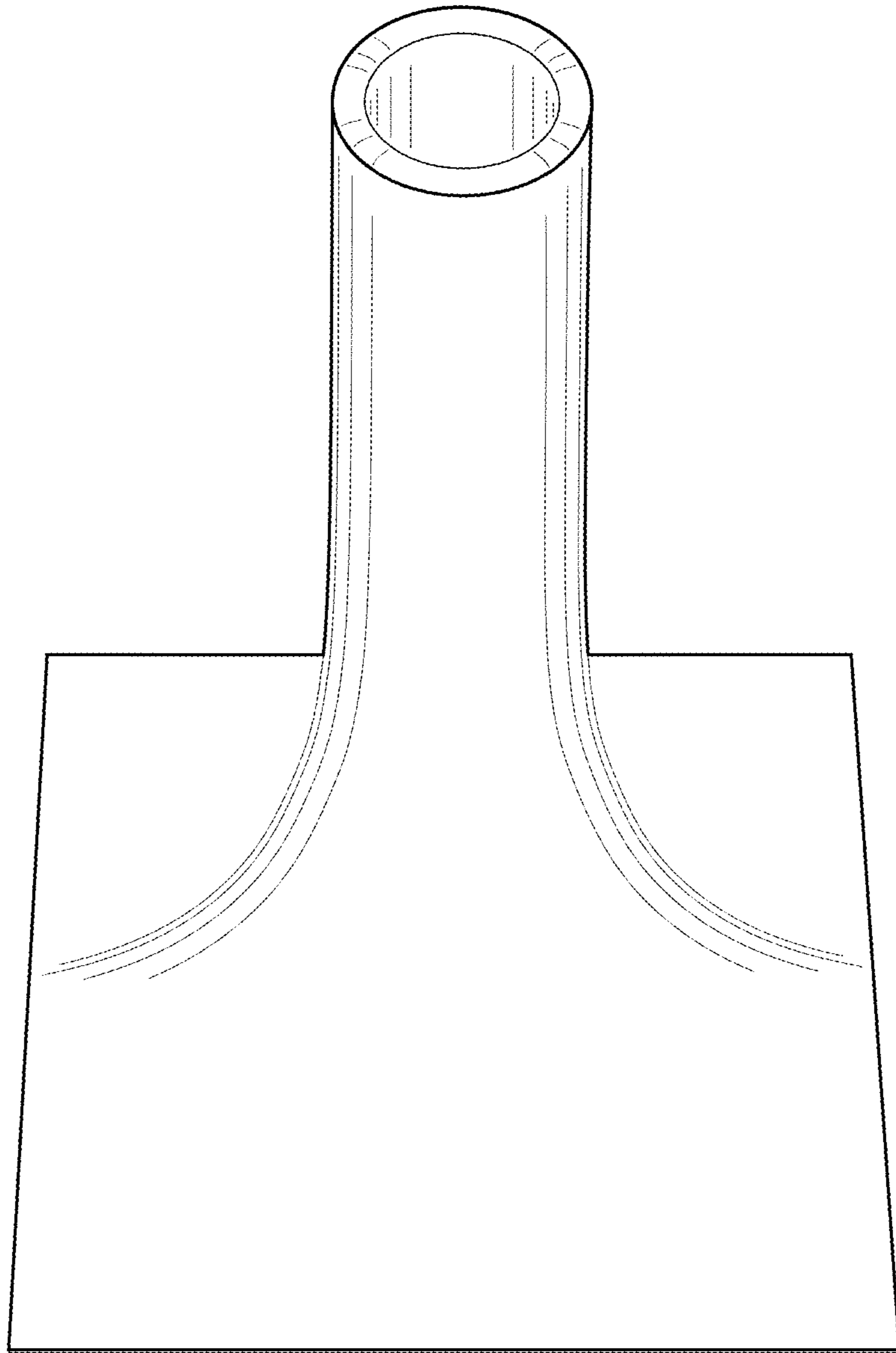


FIG. 3

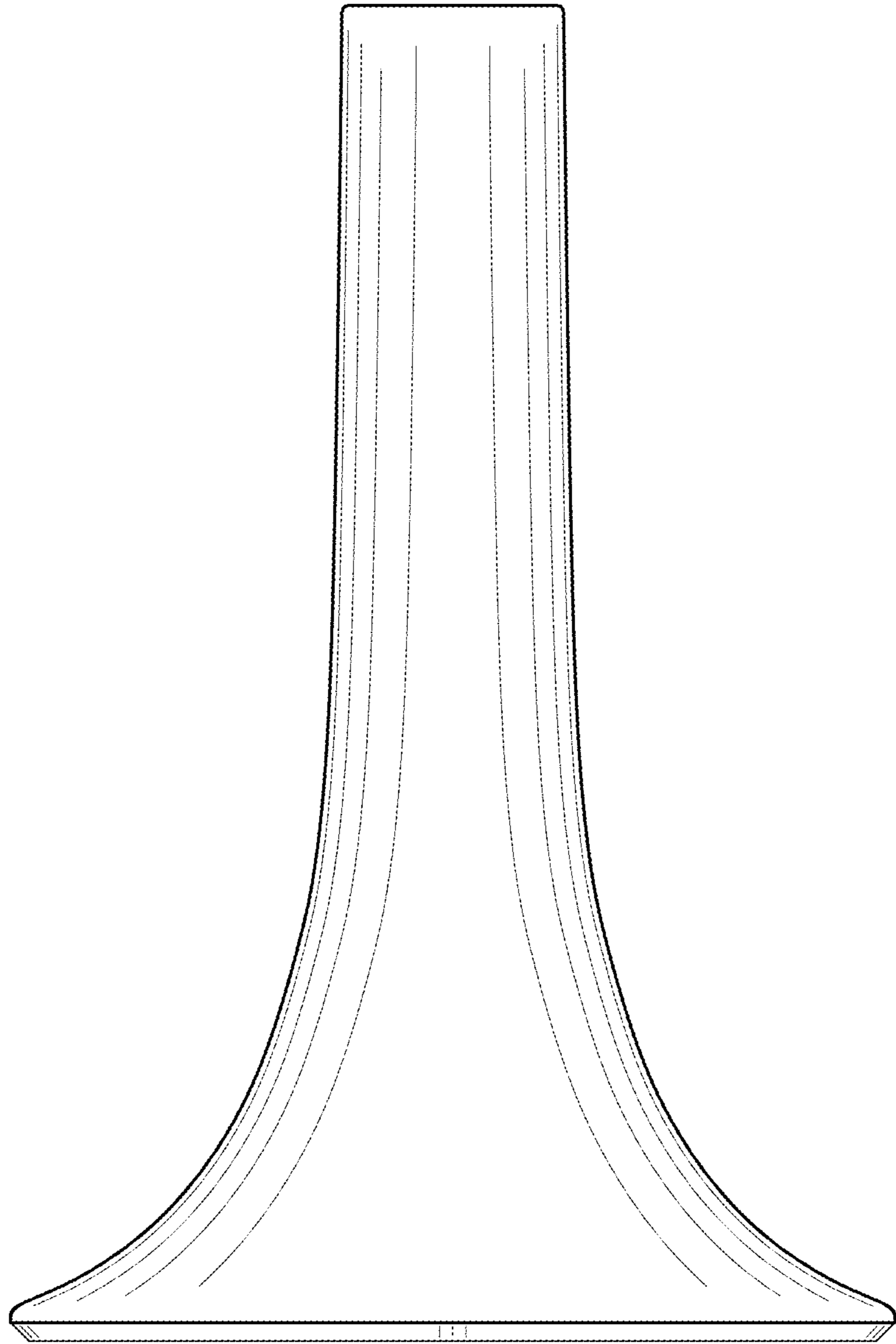


FIG. 4

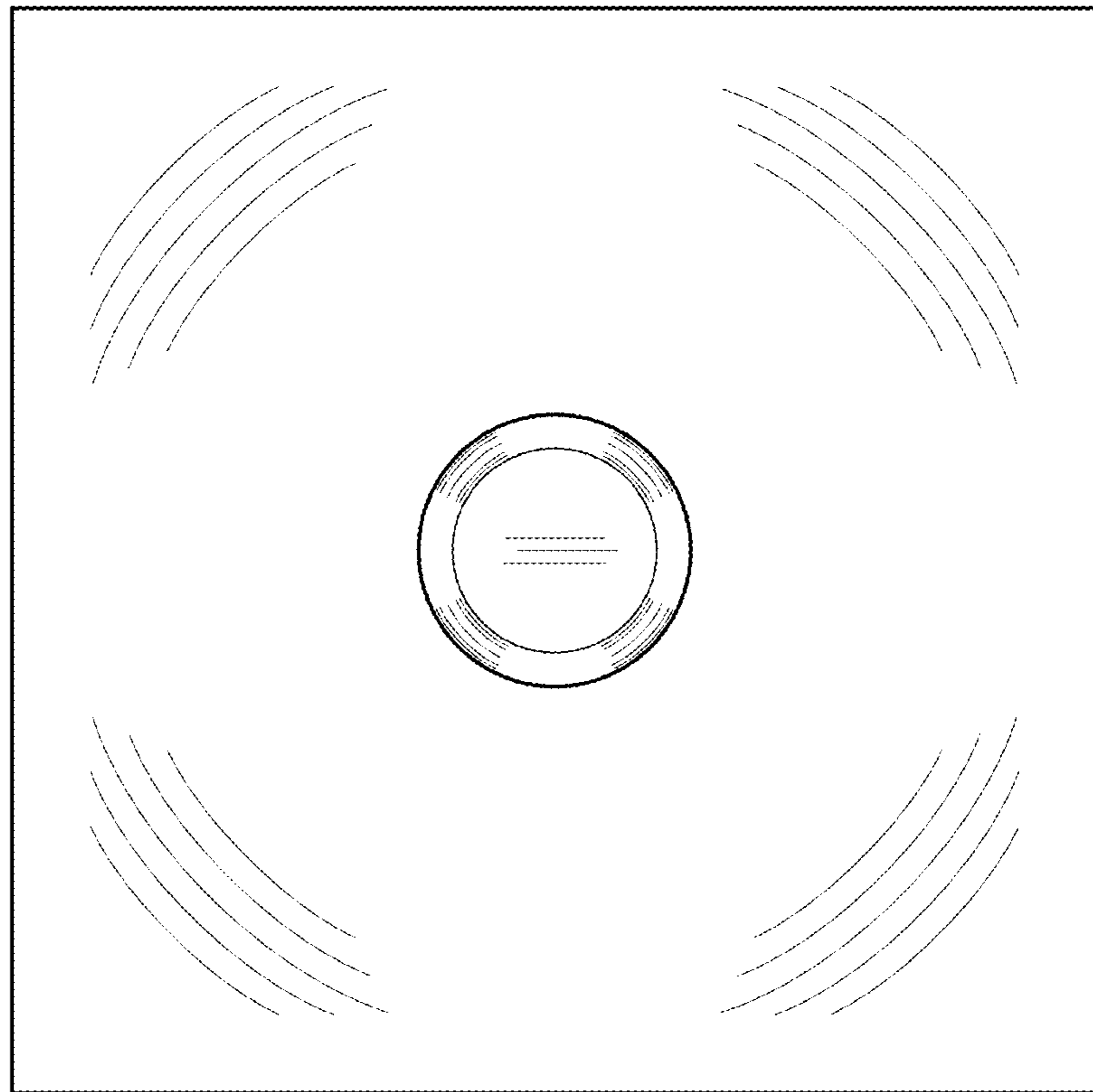


FIG. 5




FIG. 6