



US00D950374S

(12) **United States Design Patent** (10) **Patent No.:** **US D950,374 S**
Ashcroft et al. (45) **Date of Patent:** **** May 3, 2022**

(54) **COMBINED PACKAGING WITH PRODUCT**

(71) Applicant: **Apple Inc.**, Cupertino, CA (US)

(72) Inventors: **Anthony Michael Ashcroft**, San Francisco, CA (US); **Richard P. Howarth**, San Francisco, CA (US); **Peter Russell-Clarke**, San Francisco, CA (US)

(73) Assignee: **Apple Inc.**, Cupertino, CA (US)

(**) Term: **15 Years**

(21) Appl. No.: **29/822,546**

(22) Filed: **Jan. 10, 2022**

Related U.S. Application Data

(63) Continuation of application No. 29/682,948, filed on Mar. 8, 2019, now Pat. No. Des. 940,552.

(51) **LOC (13) Cl.** **09-03**

(52) **U.S. Cl.**
USPC **D9/423**

(58) **Field of Classification Search**
USPC D9/423, 415, 433, 722, 414, 420, 432;
D19/10, 9, 1; D14/440; D20/40, 27;
D11/80
CPC B42D 25/475; B42D 15/0053; G06K
19/06187; G06Q 20/342; G09F 3/10
See application file for complete search history.

(56) **References Cited**

U.S. PATENT DOCUMENTS

D339,063 S 9/1993 Simon
5,343,647 A * 9/1994 Bulka G09F 3/10
283/79
5,417,458 A * 5/1995 Best B42D 15/0053
283/107
D398,527 S 9/1998 Maceachern et al.

D422,120 S 3/2000 Orsomando
D432,939 S * 10/2000 Hooglander D11/80
6,241,287 B1 6/2001 Best et al.
D468,769 S * 1/2003 Haas D19/10
6,588,658 B1 7/2003 Blank
6,715,607 B2 4/2004 Wetsch
D495,254 S 8/2004 Carlos
D511,093 S * 11/2005 Keeton D9/433
D512,456 S * 12/2005 Diaz D9/415
7,032,817 B2 * 4/2006 Blank G06Q 20/342
235/487
D582,474 S * 12/2008 Phillips D19/10
D641,792 S * 7/2011 Turner D20/40

(Continued)

FOREIGN PATENT DOCUMENTS

CN 301601230 S 7/2011
CN 302283383 S 1/2013

(Continued)

Primary Examiner — Rhea Shields

(74) *Attorney, Agent, or Firm* — Sterne, Kessler, Goldstein & Fox P.L.L.C.


(57) **CLAIM**

The ornamental design for a combined packaging with product, as shown and described.

DESCRIPTION

FIG. 1 is a top front perspective view of combined packaging with product showing the claimed design;
FIG. 2 is a front view thereof;
FIG. 3 is a rear view thereof;
FIG. 4 is a left side view thereof;
FIG. 5 is a right side view thereof;
FIG. 6 is a top view thereof; and,
FIG. 7 is a bottom view thereof.
In the drawings, the broken lines are for the purpose of illustrating portions of the combined packaging with product that form no part of the claimed design.

1 Claim, 5 Drawing Sheets



(56)

References Cited

U.S. PATENT DOCUMENTS

D642,623 S 8/2011 Turner et al.
D680,584 S * 4/2013 Waugh D19/1
D687,293 S 8/2013 Glass et al.
D715,634 S * 10/2014 Stevens D9/414
D726,816 S * 4/2015 Ehrlich D19/9
D808,463 S * 1/2018 Easton D20/27
D809,932 S 2/2018 Bruggink et al.
D860,311 S 9/2019 Sindo et al.
D883,083 S 5/2020 Edwards et al.
D924,880 S * 7/2021 Akana D14/440
D940,552 S * 1/2022 Ashcroft D9/423
2005/0191449 A1 9/2005 Funato et al.
2005/0247798 A1 * 11/2005 Graves G06K 19/06187
235/493
2008/0283614 A1 * 11/2008 Emery B42D 25/475
235/487

FOREIGN PATENT DOCUMENTS

CN 302402162 S 4/2013
CN 303313083 S 8/2015
CN 303881201 S 10/2016
CN 305339226 S 9/2019

* cited by examiner

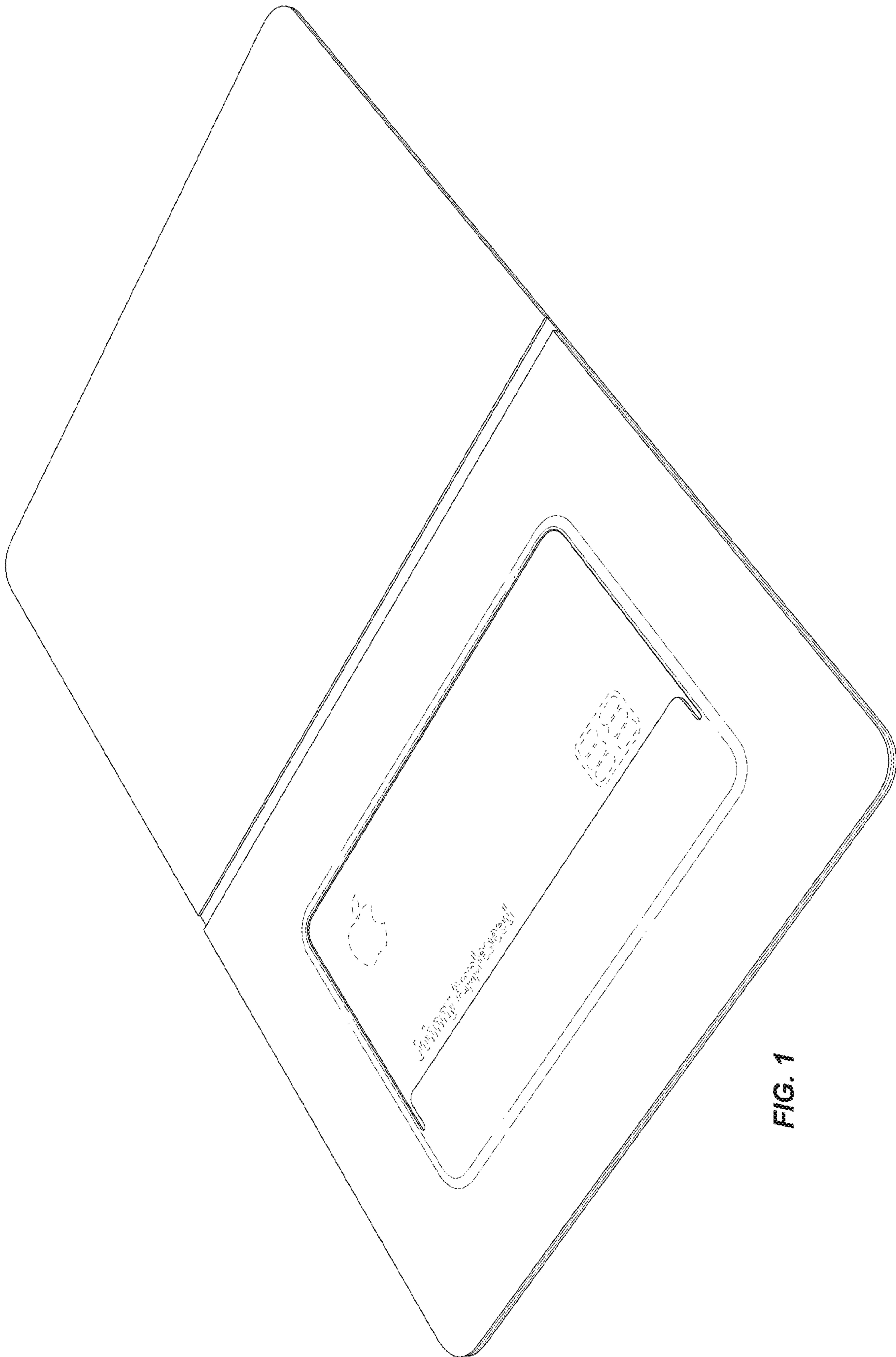


FIG. 1

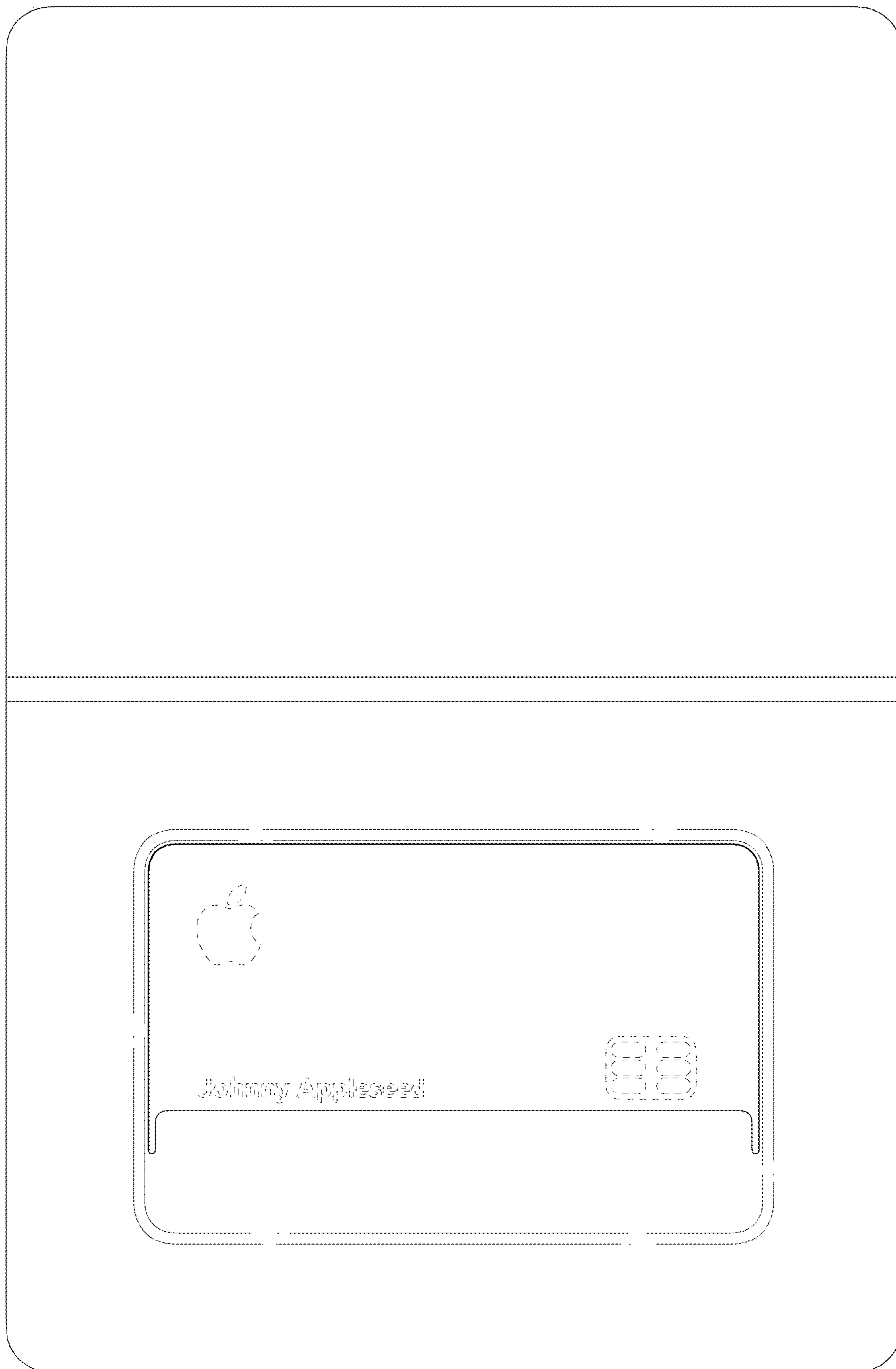


FIG. 2




FIG. 3

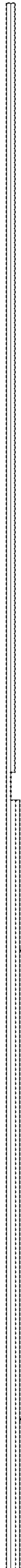


FIG. 4




FIG. 5




FIG. 6




FIG. 7