



US00D950369S

(12) **United States Design Patent** (10) **Patent No.:** **US D950,369 S**
Anderson (45) **Date of Patent:** **** May 3, 2022**

(54) **PIPE CLAMP**

FOREIGN PATENT DOCUMENTS

(71) Applicant: **ERICO INTERNATIONAL CORPORATION**, Solon, OH (US)

CN 3495090 * 12/2005
EP 0115246 A1 8/1984
(Continued)

(72) Inventor: **Scott Ernest Anderson**, Garrettsville, OH (US)

OTHER PUBLICATIONS

(73) Assignee: **ERICO International Corporation**, Solon, OH (US)

U.S. Pat. No. 622739; patent date: Apr. 11, 1899; inventor H.A. Wahlert; 2 pages.

(**) Term: **15 Years**

(Continued)

(21) Appl. No.: **29/673,242**

Primary Examiner — John R Yeh

(22) Filed: **Dec. 13, 2018**

(74) *Attorney, Agent, or Firm* — Quarles & Brady LLP

(57) **CLAIM**

The ornamental design for a pipe clamp, as shown and described.

Related U.S. Application Data

DESCRIPTION

(63) Continuation of application No. 15/986,338, filed on May 22, 2018, now Pat. No. 10,393,290.

(51) **LOC (13) Cl.** **08-08**

(52) **U.S. Cl.**
USPC **D8/394**

(58) **Field of Classification Search**
USPC D8/382–386, 394–396, 71–74, 499, 356,
D8/351–354

CPC F16B 19/00; F16B 19/1081; F16B 19/08;
F16B 19/008; F16B 21/075; F16L 3/127;
F16L 3/13; E04D 13/072

See application file for complete search history.

FIG. 1 is a top, front, left isometric view of an ornamental design for a pipe clamp in a first position;
FIG. 2 is a top, front, left isometric view of the pipe clamp of FIG. 1 in a second, alternate position;
FIG. 3 is a front elevational view of the pipe clamp of FIG. 1 in the first position;
FIG. 4 is a rear elevational view of the pipe clamp of FIG. 1 in the first position;
FIG. 5 is a left side elevational view of the pipe clamp of FIG. 1 in the first position;
FIG. 6 is a right side view of the pipe clamp of FIG. 1 in the first position;
FIG. 7 is a top plan view of the pipe clamp of FIG. 1 in the first position; and,
FIG. 8 is a bottom plan view of the pipe clamp of FIG. 1 in the first position.

The broken lines in the drawings depict portions of the pipe clamp that form no part of the claimed design. The dot-dash lines illustrate boundaries of the claim and form no part of the claimed design.

(56) **References Cited**

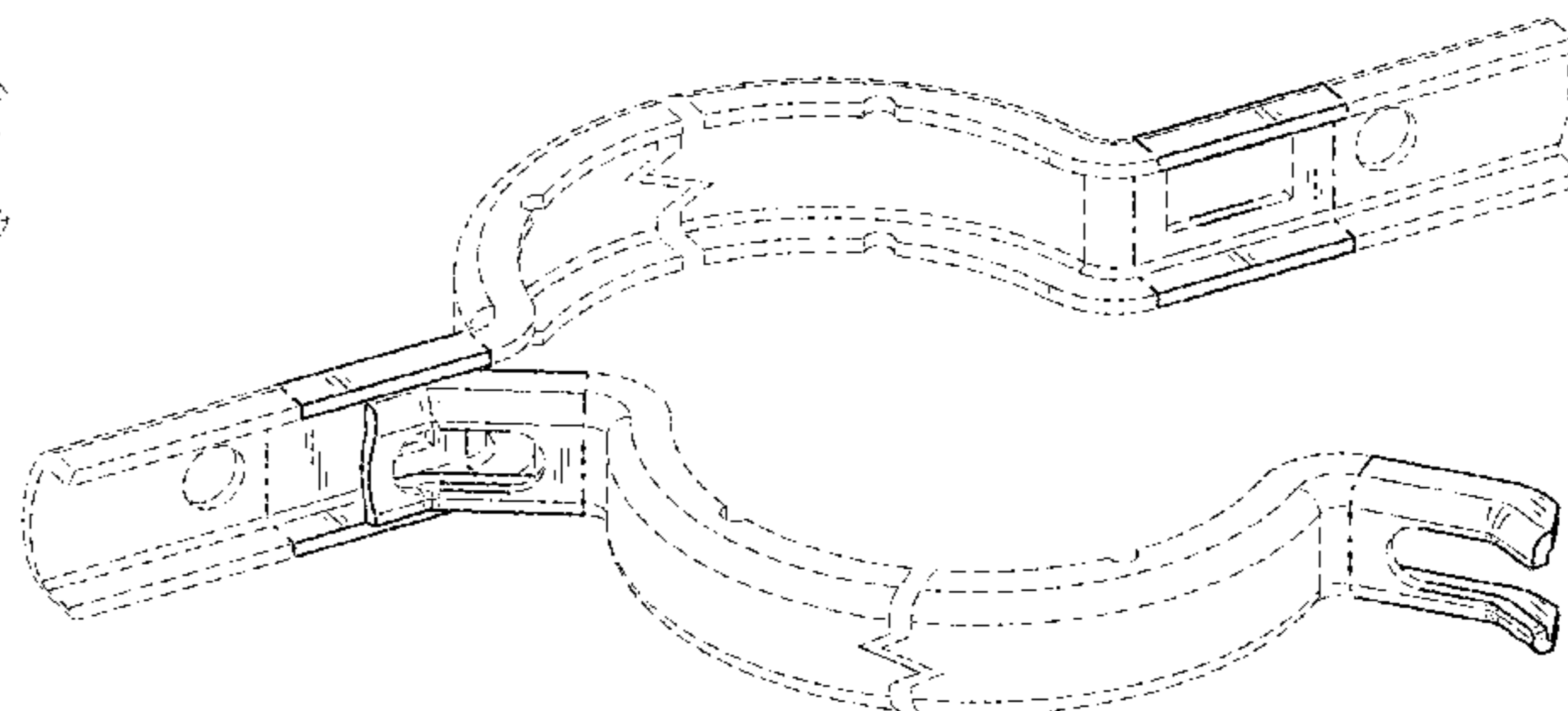
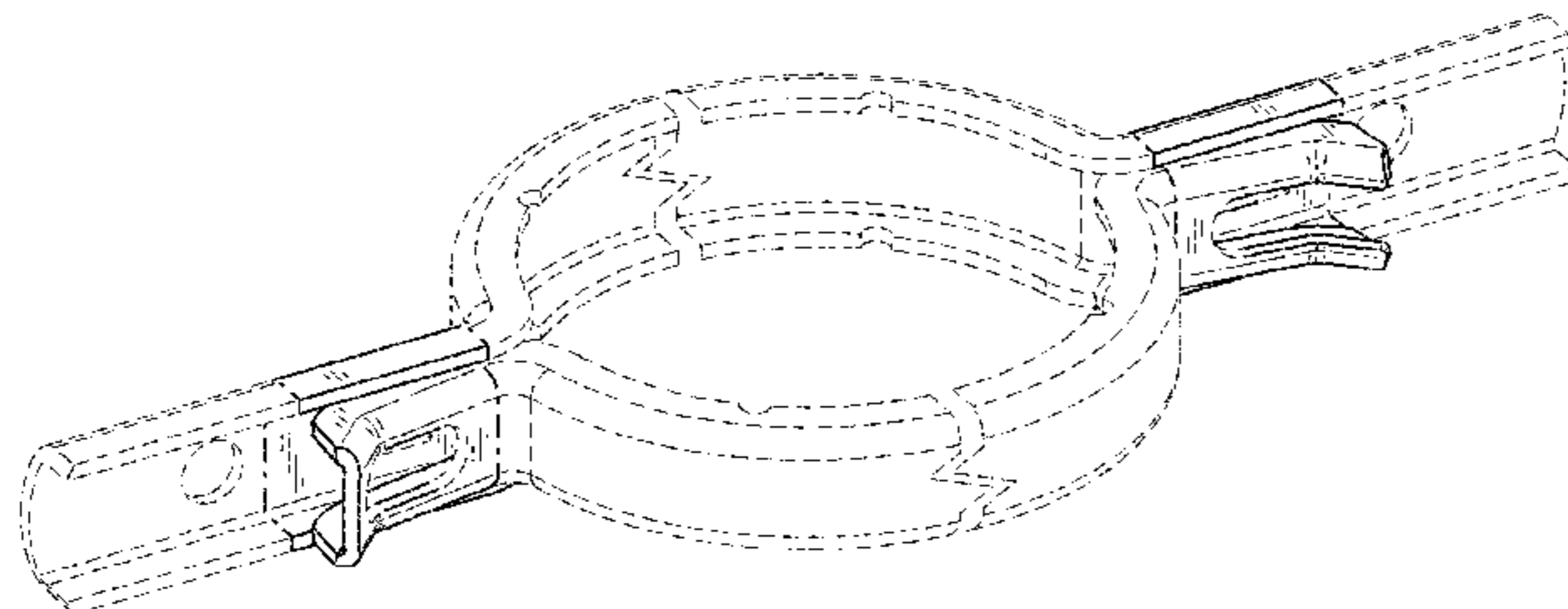
U.S. PATENT DOCUMENTS

1,205,926 A * 11/1916 Palmer et al. F16L 33/04
24/275

1,776,343 A 9/1930 Allyn
2,338,009 A 12/1943 Peters
2,387,295 A 10/1945 Robertson
2,550,001 A 4/1951 Button

(Continued)

1 Claim, 5 Drawing Sheets



(56)

References Cited

U.S. PATENT DOCUMENTS

2,936,982 A 5/1960 Cushenberry
 3,227,406 A 1/1966 Shelton et al.
 3,251,615 A 5/1966 Short, III
 3,564,676 A 2/1971 Konrad
 3,788,677 A * 1/1974 Stade F01N 13/1805
 285/367
 3,964,773 A * 6/1976 Stade F01N 13/1805
 285/367
 4,338,707 A 7/1982 Byerly
 4,373,235 A 2/1983 Korgaonkar
 D268,091 S * 3/1983 Baldwin D8/356
 D269,946 S * 8/1983 Drew D8/356
 4,417,755 A 11/1983 Gittleman
 D294,800 S * 3/1988 Nilsson D8/395
 D298,802 S * 12/1988 Tekirian D8/396
 4,915,305 A 4/1990 O'Brien et al.
 5,014,940 A 5/1991 Sherman
 D333,114 S * 2/1993 Taylor D12/133
 5,215,281 A 6/1993 Sherman
 D339,975 S * 10/1993 Bird D23/262
 D347,567 S * 6/1994 Duffy D8/354
 5,727,762 A 3/1998 Cosentino
 6,038,744 A * 3/2000 Zielinski F16L 33/03
 24/20 EE
 6,131,859 A 10/2000 Giuliano
 6,626,466 B1 9/2003 Dole
 D482,956 S * 12/2003 Pyron D8/382
 D486,729 S * 2/2004 Ellery D8/396
 6,724,314 B2 4/2004 Hutton
 7,090,259 B2 8/2006 Dole
 7,140,579 B2 11/2006 Kirschner
 D540,158 S * 4/2007 Smith D8/396
 7,325,776 B2 2/2008 Shibuya
 7,328,724 B2 2/2008 Britton
 D571,195 S * 6/2008 Larsen D8/394
 7,490,388 B2 2/2009 Van Walraven
 D616,967 S * 6/2010 Madara D23/262
 7,770,848 B2 8/2010 Johnson et al.
 8,047,476 B2 11/2011 Van Walraven
 D650,889 S * 12/2011 van Walraven D23/265
 8,100,368 B2 1/2012 Jackson et al.
 8,276,854 B2 10/2012 Mominee et al.
 8,313,065 B2 11/2012 Birch
 8,336,834 B2 * 12/2012 Matsumoto H02G 3/30
 248/74.1
 8,464,987 B1 6/2013 Decesare et al.
 D692,294 S * 10/2013 Koeniger D8/396
 8,573,543 B2 11/2013 Mominee et al.
 8,596,589 B2 12/2013 Hennon
 8,746,632 B2 6/2014 Walraven et al.
 D711,730 S * 8/2014 McKiernan D8/396
 9,010,697 B1 4/2015 Kirschner
 9,033,289 B2 5/2015 Hennon
 9,038,968 B2 5/2015 Hennon
 9,039,046 B2 5/2015 Beagen, Jr.
 9,168,585 B2 * 10/2015 Schell F16L 17/04
 D742,213 S * 11/2015 Sasanecki D8/396
 9,194,516 B2 11/2015 Beagen, Jr.
 9,297,484 B2 3/2016 Beagen, Jr.
 D756,212 S * 5/2016 Wilk, Jr. D8/396
 9,447,899 B2 9/2016 Minami
 9,500,307 B2 11/2016 Beagen, Jr.
 9,518,684 B2 12/2016 Juzak et al.
 D775,519 S * 1/2017 May D8/396
 9,534,715 B2 1/2017 Beagen, Jr.
 9,631,746 B2 4/2017 Beagen, Jr.
 D805,888 S * 12/2017 De Los Santos D8/396
 9,982,824 B2 5/2018 Koenig
 D835,505 S * 12/2018 De Los Santos D8/396
 10,393,290 B2 * 8/2019 Anderson F16L 3/1016
 D891,024 S * 7/2020 Schenone D34/35
 10,816,107 B2 * 10/2020 Anderson F16L 3/1075
 D901,286 S * 11/2020 Ramirez D8/395
 D923,466 S * 6/2021 Yang D8/396

D925,345 S * 7/2021 Slocum D8/396
 2003/0178850 A1 * 9/2003 Dole F16L 21/06
 285/420
 2008/0246279 A1 10/2008 Van Walraven
 2008/0277535 A1 11/2008 Kirschner
 2015/0375298 A1 12/2015 Schell et al.
 2017/0016560 A1 1/2017 Beagen, Jr.
 2017/0074433 A1 3/2017 Beagen, Jr.
 2017/0184233 A1 6/2017 Beagen, Jr.
 2018/0335165 A1 11/2018 Anderson

FOREIGN PATENT DOCUMENTS

EP 0123363 B1 10/1984
 EP 0597805 B1 5/1994
 EP 0657671 B1 6/1995
 EP 0512654 B1 8/1995
 EP 0671579 A2 9/1995
 EP 0693649 B1 1/1996
 EP 0703394 B1 3/1996
 EP 0760445 B1 3/1997
 EP 0769647 B1 4/1997
 EP 0731890 B1 8/1997
 EP 0731889 B1 9/1997
 EP 0831264 B1 3/1998
 EP 0872677 A2 10/1998
 EP 0897079 B1 2/1999
 EP 0908637 B1 4/1999
 EP 0961069 A1 12/1999
 EP 0975908 B1 2/2000
 EP 0995936 B1 4/2000
 EP 1018618 B1 12/2000
 EP 1058040 A2 12/2000
 EP 1092902 A1 4/2001
 EP 1158233 A2 11/2001
 EP 1191274 B1 3/2002
 EP 1431641 B1 6/2004
 EP 1795792 A2 6/2007
 EP 1845295 B1 10/2007
 EP 1933072 B1 6/2008
 EP 1939507 A1 7/2008
 EP 1950479 B1 7/2008
 EP 1950480 A1 7/2008
 EP 1978288 A1 10/2008
 EP 2113699 B1 4/2009
 EP 2166265 B1 3/2010
 EP 2588788 B1 3/2014
 EP 2707633 B1 3/2014
 EP 2682656 B1 5/2015
 EP 2872808 A1 5/2015
 EP 2691677 B1 6/2015
 EP 2985500 A1 2/2016
 WO 2011094808 A1 8/2011

OTHER PUBLICATIONS

Design U.S. Pat. No. D692294; patent date: Oct. 29, 2013; inventor Koeniger et al.; 22 pages.
 Norma Group; Norma Americas Distribution Services Product Catalog; 53 pages; retrieved U.S. Appl. No. 15/986,338.
 Norma Group; R.G. RAY® clamps; 7 pages; retrieved U.S. Appl. No. 15/986,338.
 Hilti MH-SLR-LH Riser Clamp; 4 pages; retrieved U.S. Appl. No. 15/986,338.
 NVent CADDY EZ Riser; 2 pages; retrieved U.S. Appl. No. 15/986,338.
 NVent CADDY 512 NVENT CADDY EZ Riser for Close Quarters; 2 pages; retrieved U.S. Appl. No. 15/986,338.
 Eaton Pipe Clamps; product catalog; 36 pages; retrieved U.S. Appl. No. 15/986,338.
 Hilti MH-SLR-LS Riser Clamp; product catalog; 4 pages; retrieved U.S. Appl. No. 15/986,338.
 PHD Manufacturing, Inc.; Pipe Clamps; © PHD Manufacturing, Inc. 12 pages; retrieved U.S. Appl. No. 15/986,338.

* cited by examiner

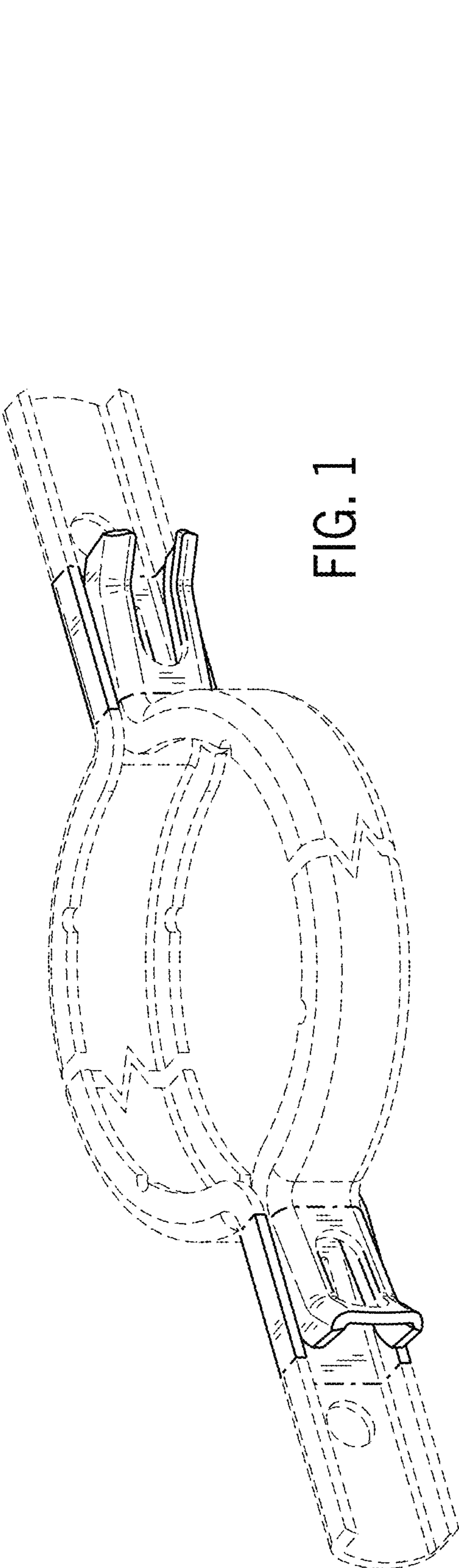


FIG. 1

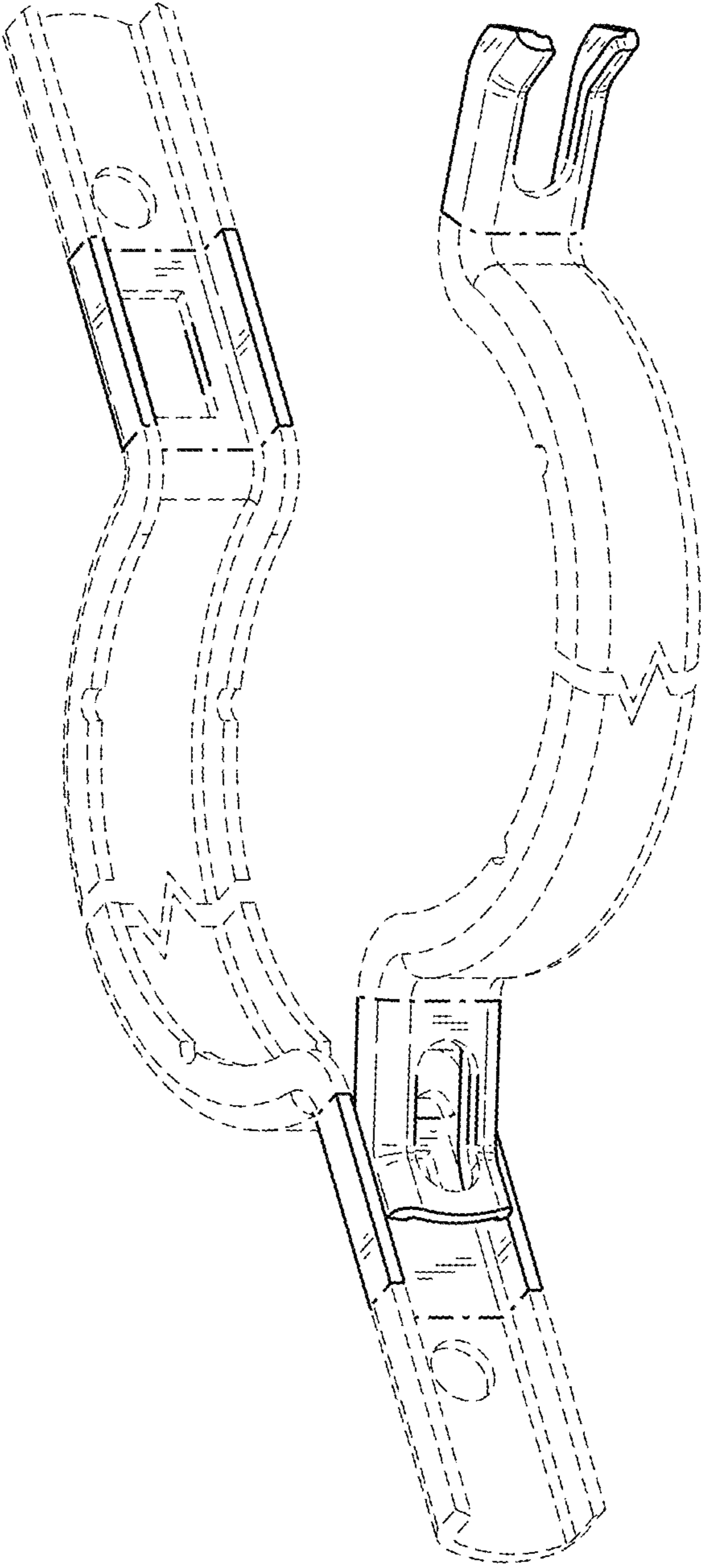


FIG. 2

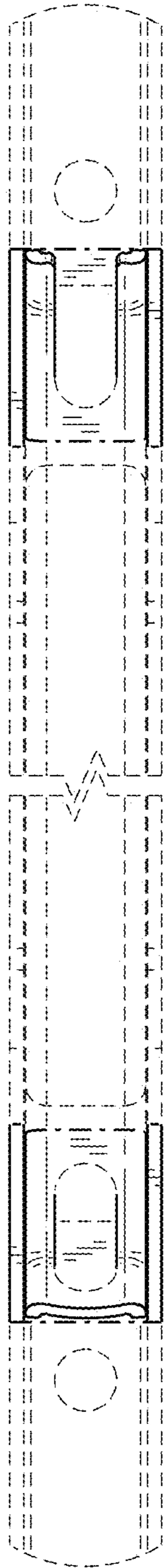


FIG. 3

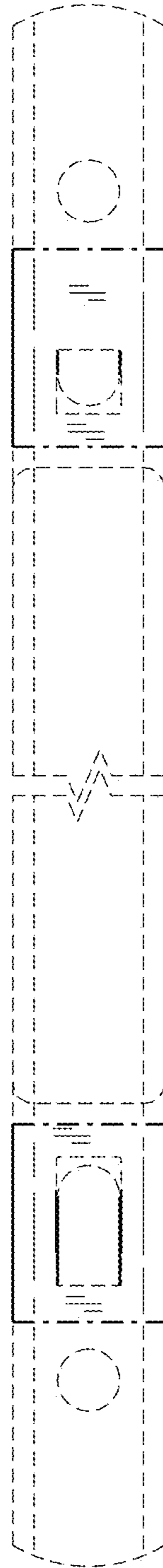


FIG. 4

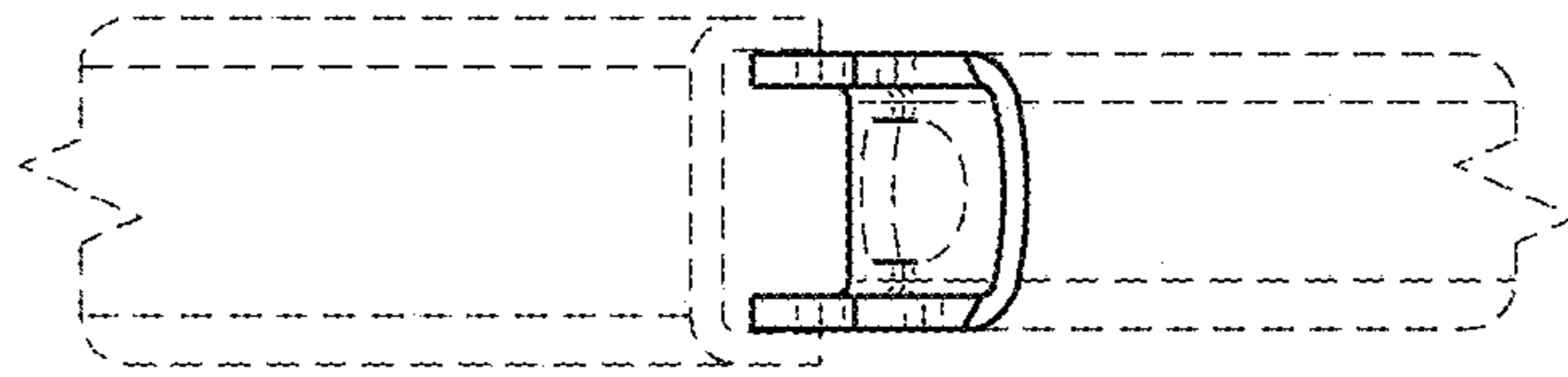


FIG. 5

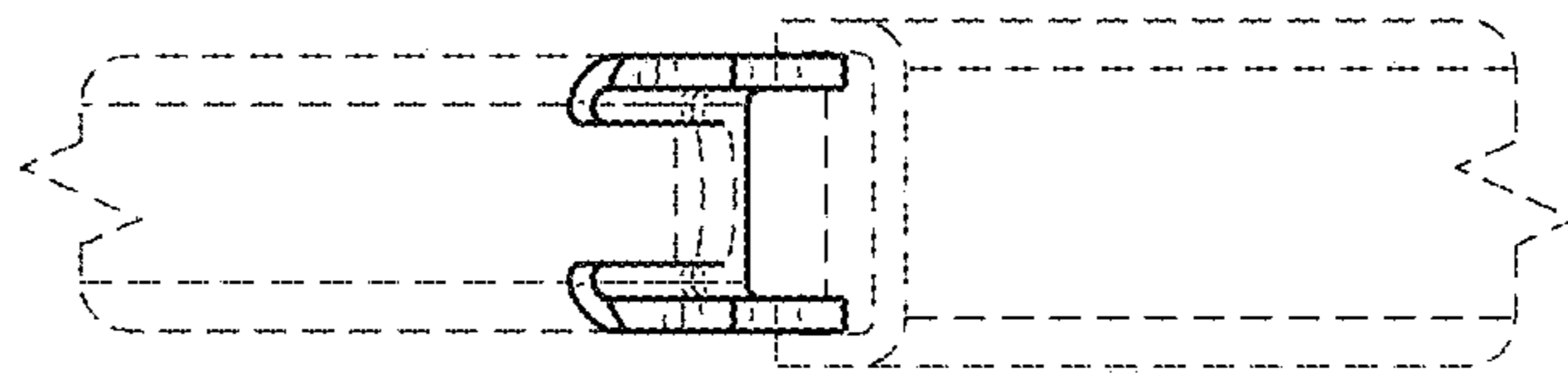


FIG. 6

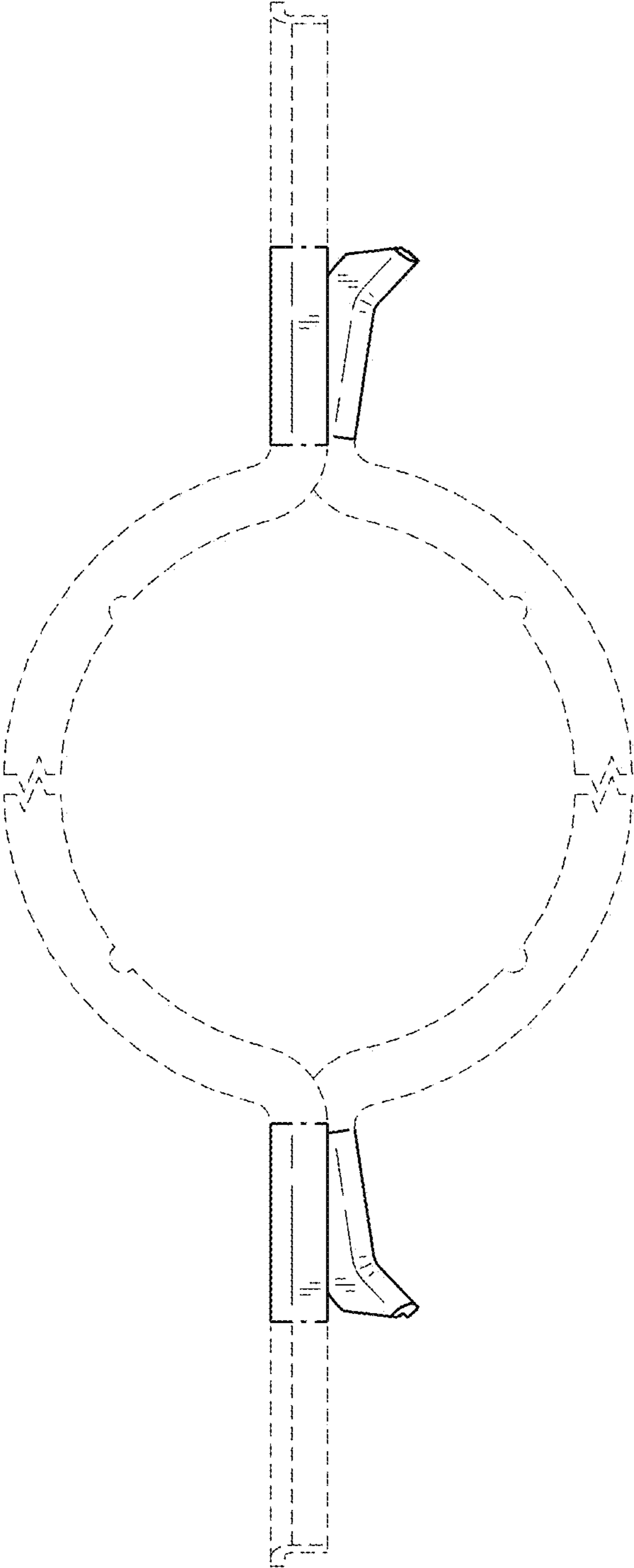


FIG. 7

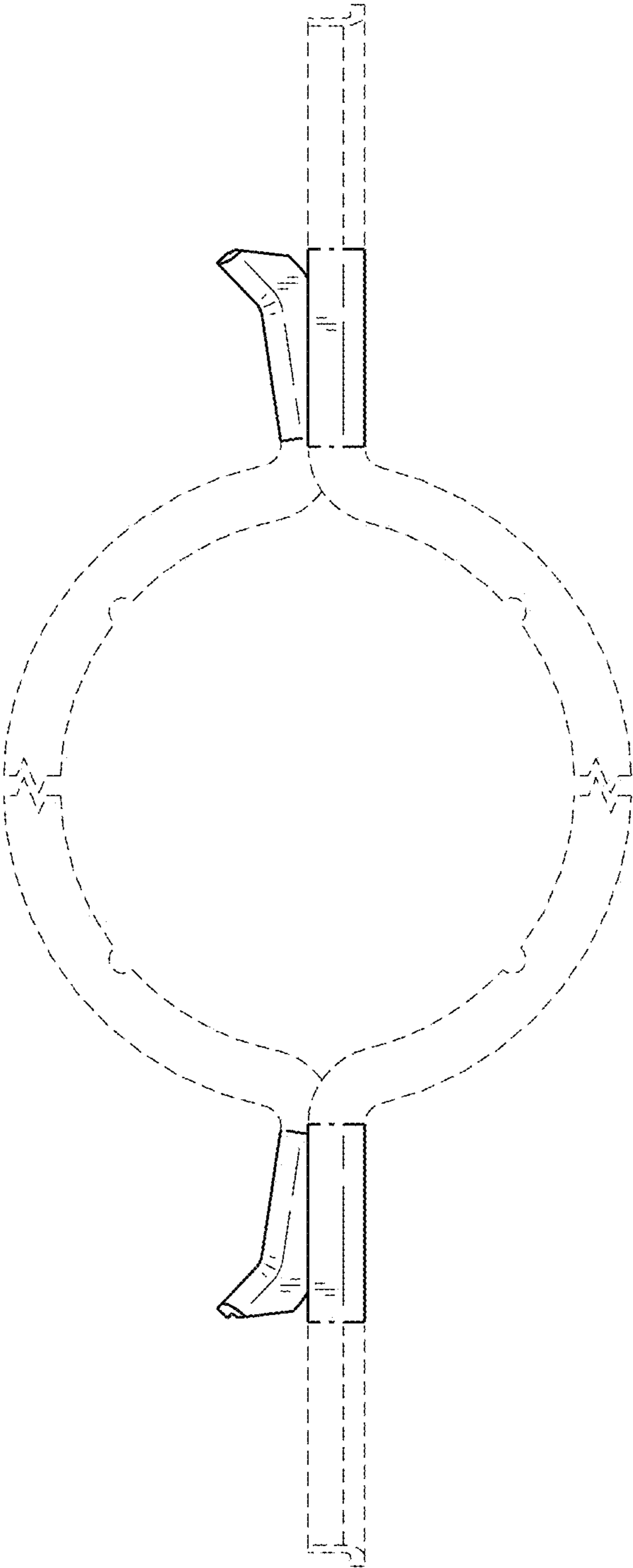


FIG. 8