



US00D950362S

(12) **United States Design Patent**
Franta

(10) **Patent No.:** **US D950,362 S**

(45) **Date of Patent:** **** May 3, 2022**

(54) **STATIC BLOCK**

(71) Applicant: **John E Franta**, Santa Maria, CA (US)

(72) Inventor: **John E Franta**, Santa Maria, CA (US)

(**) Term: **15 Years**

(21) Appl. No.: **29/724,817**

(22) Filed: **Feb. 19, 2020**

(51) **LOC (13) Cl.** **08-05**

(52) **U.S. Cl.**
USPC **D8/360; D34/35**

(58) **Field of Classification Search**
USPC D34/28, 33, 35; D12/317; D8/360
CPC B66D 1/7484; B66D 1/7431; B66D 1/00;
B66D 1/7468; B66D 1/74; B66D
2700/28; B66D 2700/028; B66D 3/06;
B66D 3/046; B66D 3/08; B63H 9/00;
B63H 9/10

See application file for complete search history.

(56) **References Cited**

U.S. PATENT DOCUMENTS

- 1,980,123 A * 11/1934 Weber B66D 3/04
384/474
- 2,517,249 A * 8/1950 Serrell B66D 3/04
254/409
- 2,536,417 A * 1/1951 Black B66D 3/06
254/401
- 2,570,320 A * 10/1951 Christensen B66D 3/06
254/401
- 2,923,529 A * 2/1960 Regan B66D 3/06
254/393
- 3,179,376 A * 4/1965 Botten B66D 3/06
254/401
- D240,347 S * 6/1976 Vick D8/360
- D240,895 S * 8/1976 Werner D8/360
- D260,963 S * 9/1981 Merry D8/360
- 4,466,651 A * 8/1984 Sowa E21B 19/02
294/82.1

- D293,881 S * 1/1988 Hartlmeier D12/317
- D314,906 S * 2/1991 Isherwood D34/35
- D318,640 S * 7/1991 Warnelov D34/33
- D338,047 S * 8/1993 Sturtevant D21/493
- 5,476,247 A * 12/1995 Melder B66D 3/04
254/401
- 5,511,447 A * 4/1996 Galloway B63H 9/10
192/46
- D431,449 S * 10/2000 Mihailovic D8/360
- D431,771 S * 10/2000 Westerfield D8/360
- D482,507 S * 11/2003 Xia D34/33
- D509,340 S * 9/2005 Stam D34/33
- D657,112 S * 4/2012 Dao D34/35
- D657,931 S * 4/2012 Anderson D34/33
- 8,201,309 B1 * 6/2012 Franta F16G 11/106
24/129 R
- D675,395 S * 1/2013 Anderson D34/33
- D703,907 S * 4/2014 Khrakovsky D34/33
- D708,507 S * 7/2014 Fretz D8/360
- D887,821 S * 6/2020 Franta D8/360
- D897,192 S * 9/2020 Grobe D8/360
- D910,961 S * 2/2021 Forster D34/33
- D910,962 S * 2/2021 Franta D34/35

(Continued)

Primary Examiner — Cynthia Ramirez

(74) *Attorney, Agent, or Firm* — Ronald R. Kilponen

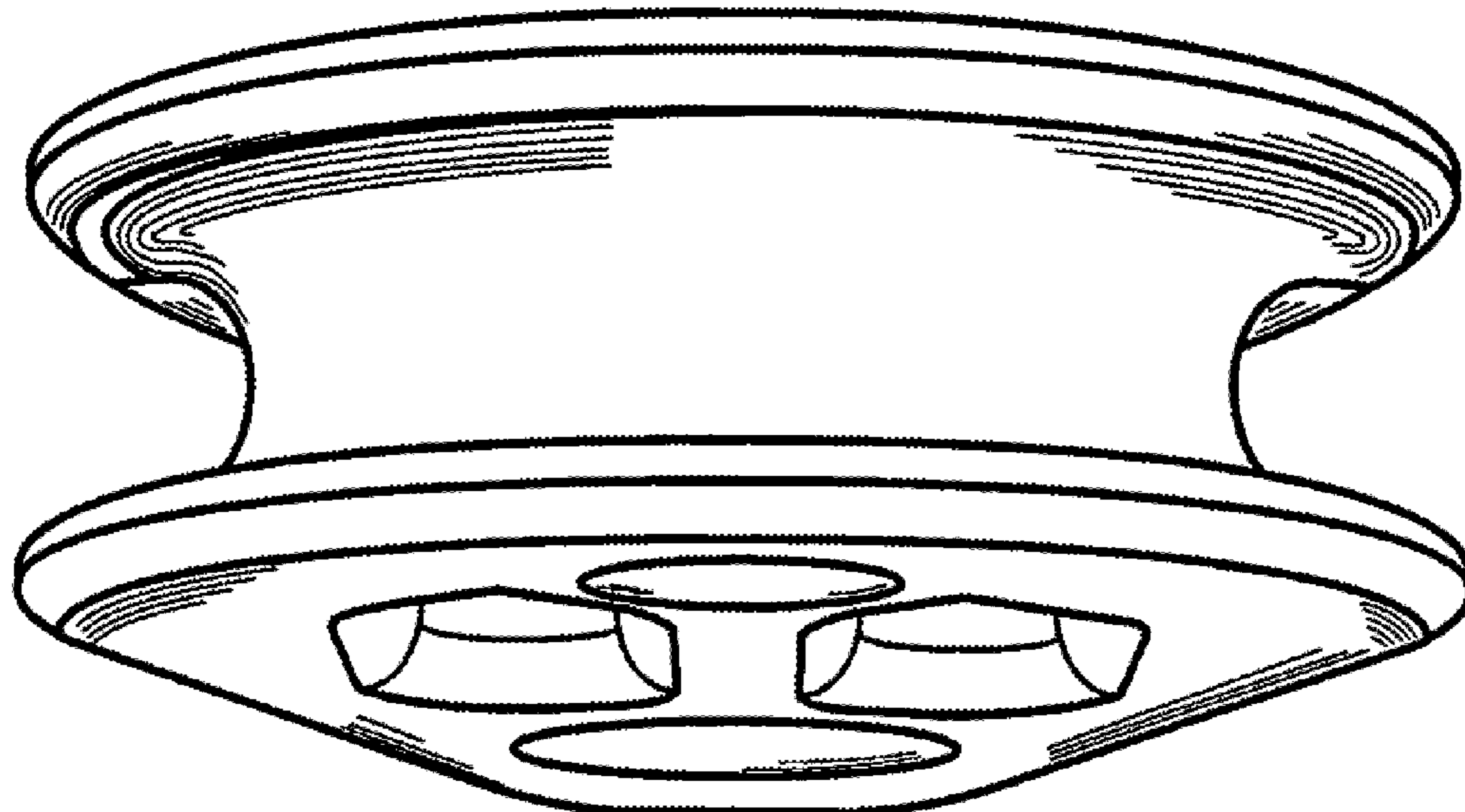
(57) **CLAIM**

The ornamental design for a static block, as shown and described.

DESCRIPTION

FIG. 1 is a bottom perspective view of the static block;
FIG. 2 is a top perspective view thereof;
FIG. 3 is a front side view thereof;
FIG. 4 is a back side view thereof;
FIG. 5 is a bottom side view thereof;
FIG. 6 is a top side view thereof;
FIG. 7 is a left side view thereof; and,
FIG. 8 is a right side view thereof.

1 Claim, 8 Drawing Sheets



(56)

References Cited

U.S. PATENT DOCUMENTS

D920,083 S *	5/2021	Yu	D8/360
2012/0119529 A1 *	5/2012	Chih	B66D 3/04
			294/82.15

* cited by examiner

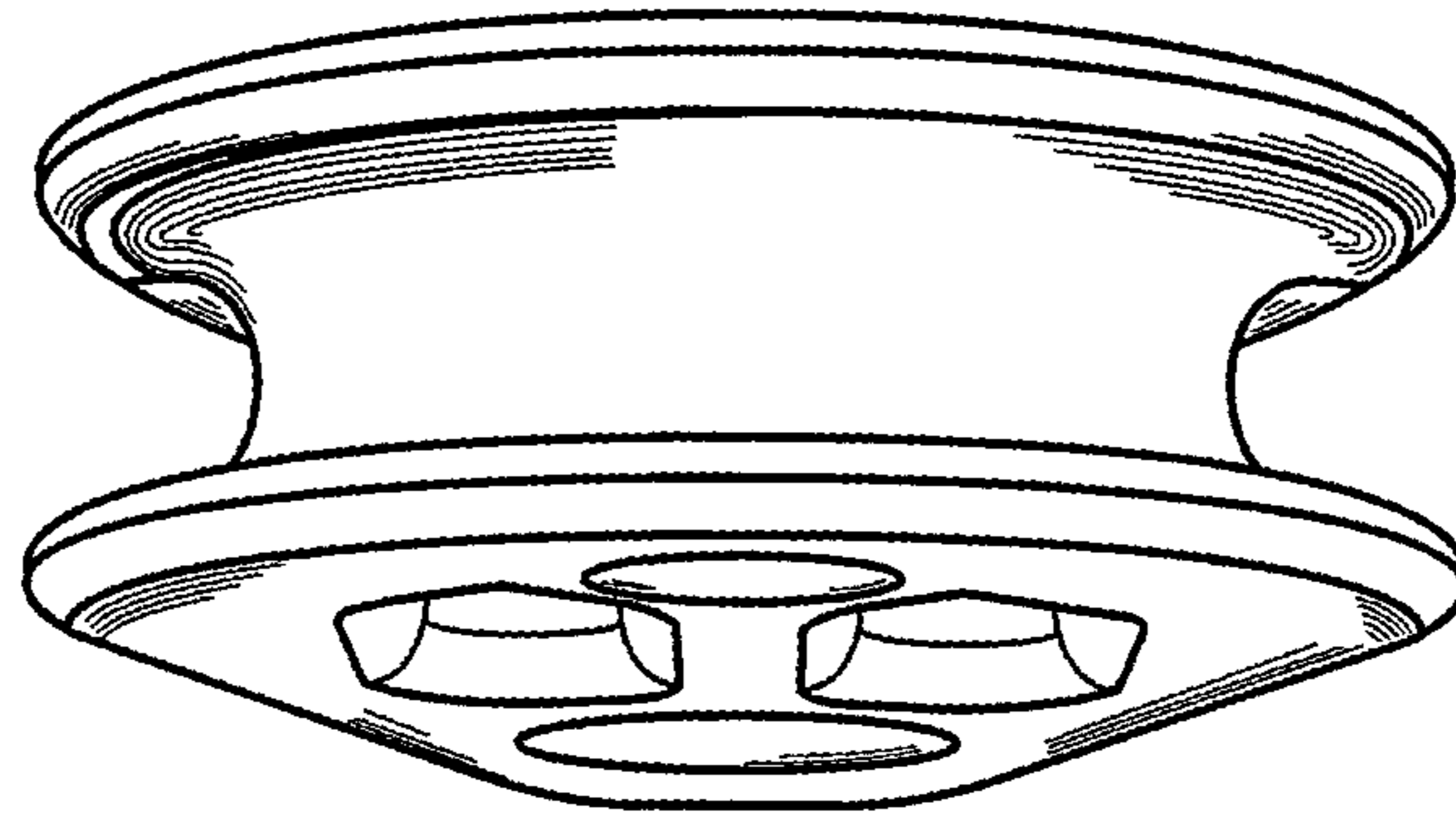


FIG. 1

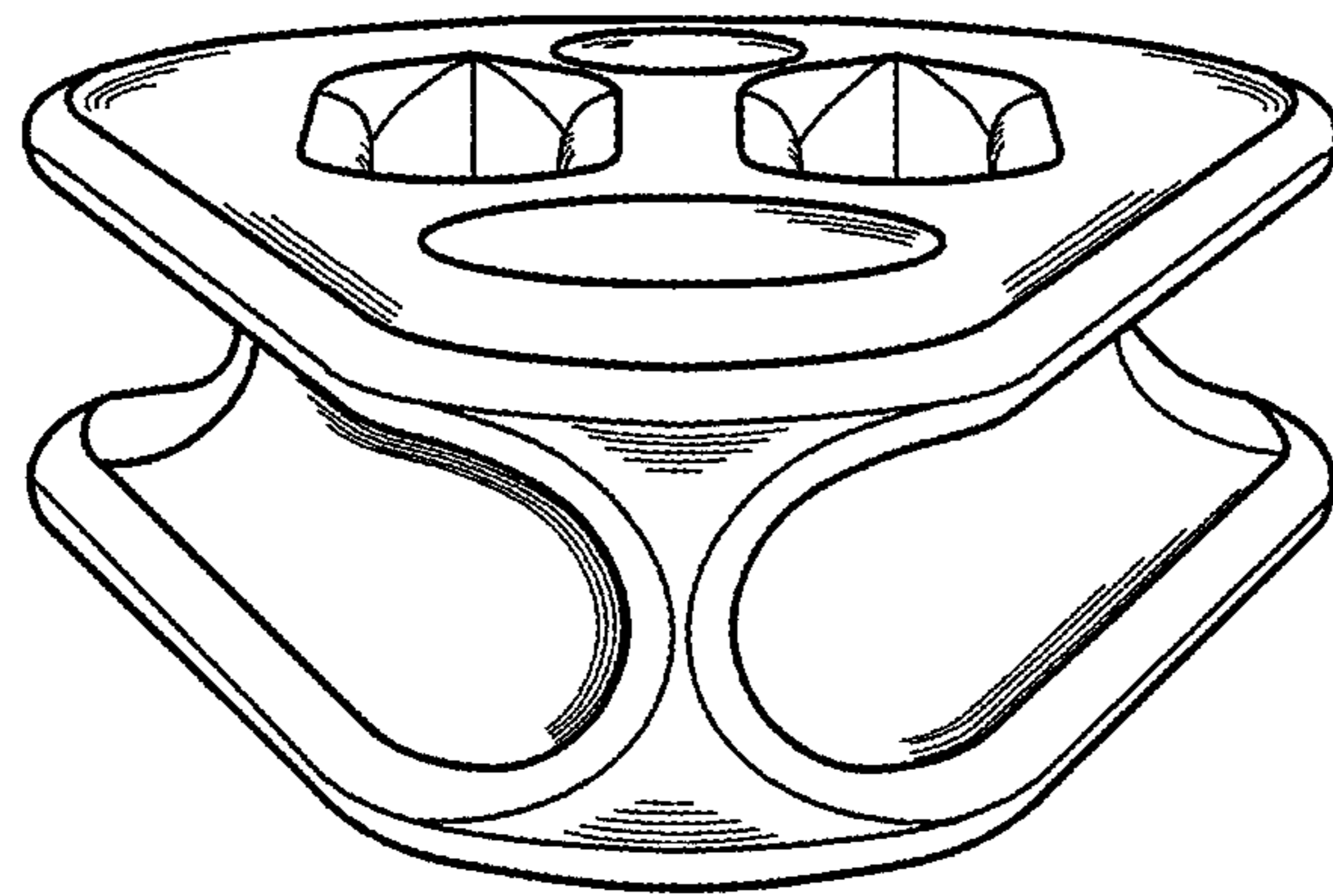


FIG. 2

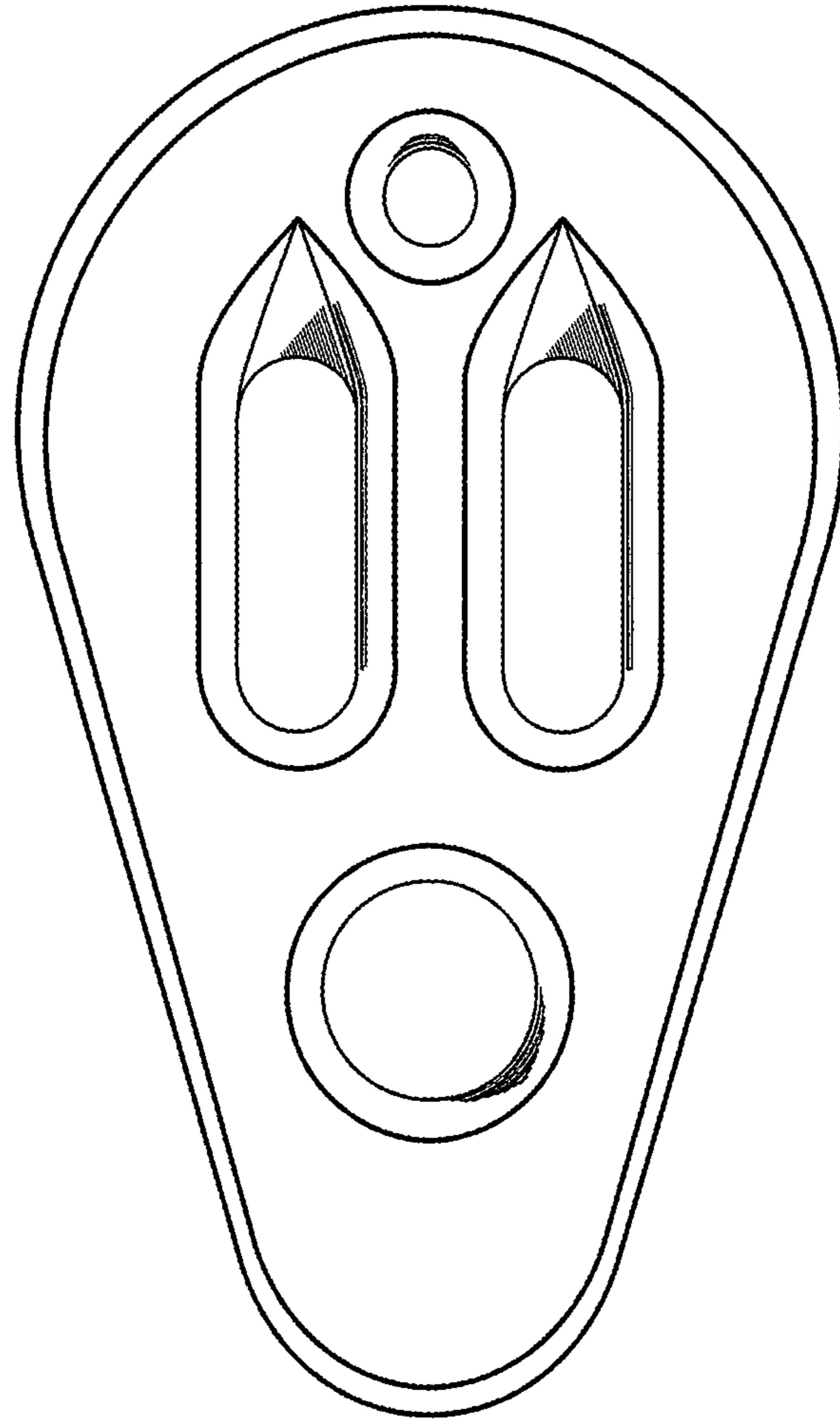


FIG. 3

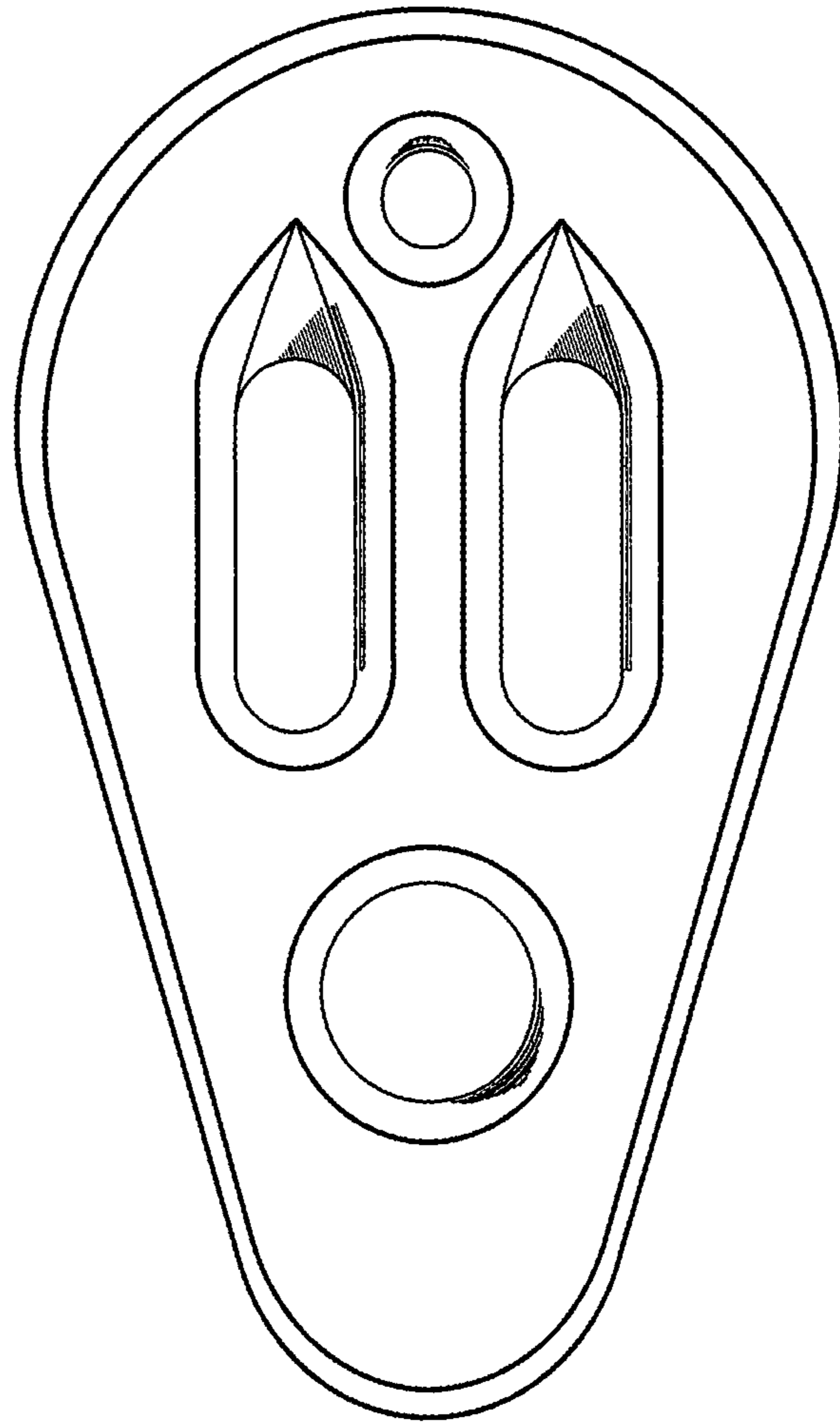


FIG. 4




FIG. 5

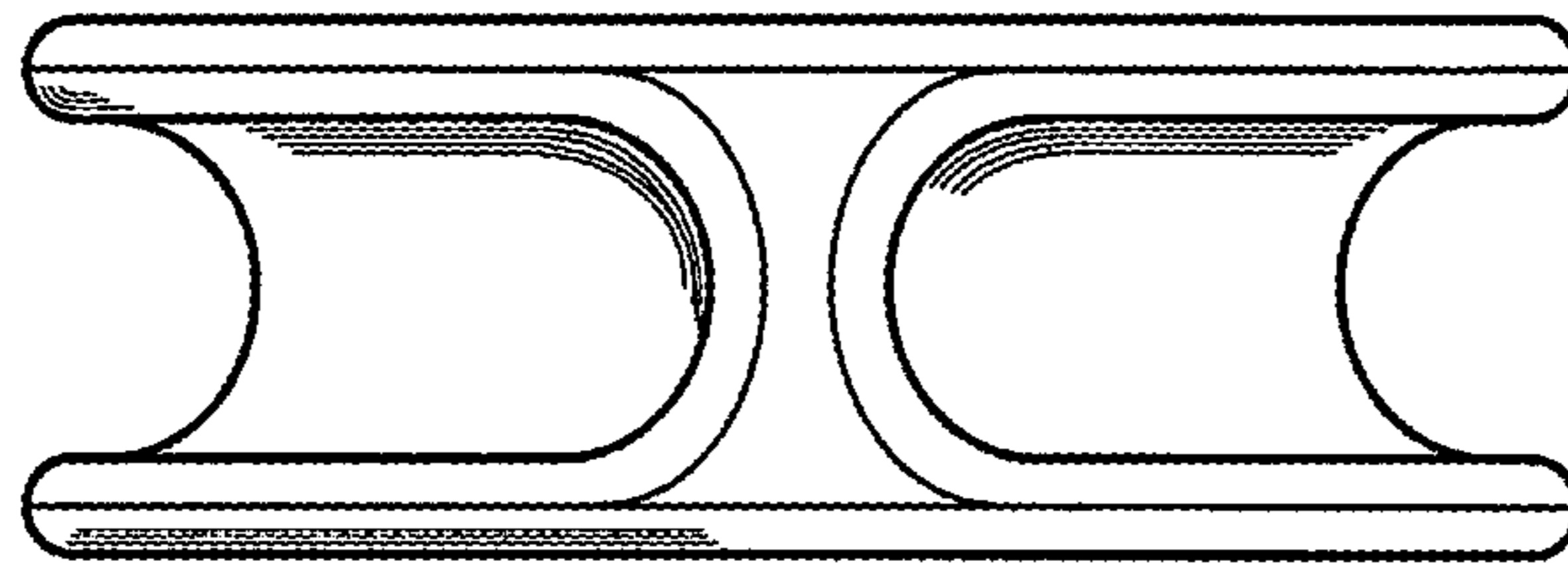


FIG. 6

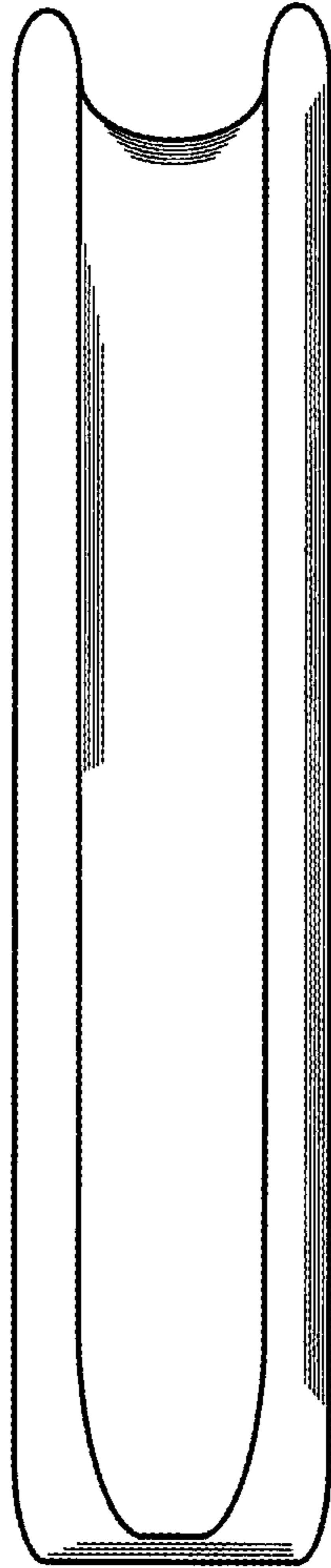


FIG. 7

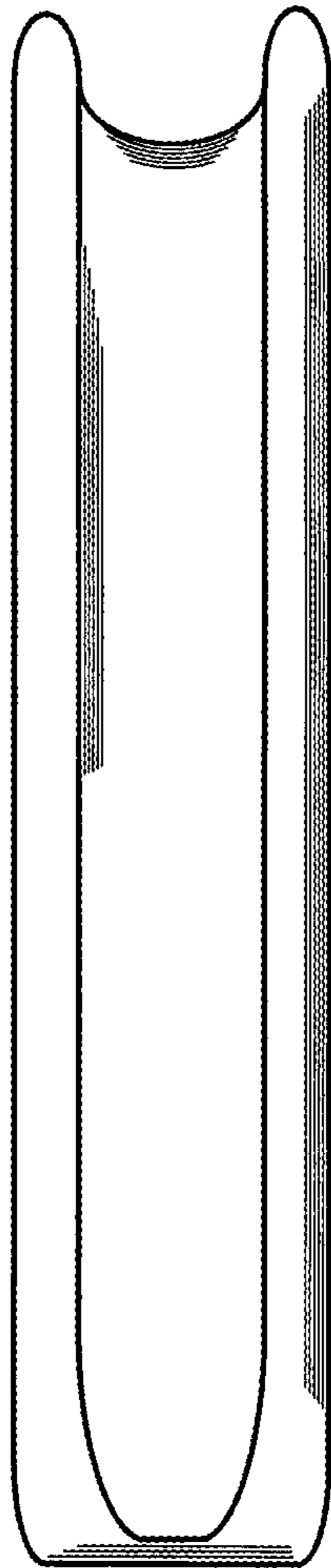


FIG. 8