



US00D950358S

(12) **United States Design Patent** (10) **Patent No.:** **US D950,358 S**
Dedios-Shirley et al. (45) **Date of Patent:** **** May 3, 2022**

(54) **MOUNTING APPARATUS**
(71) Applicant: **HIDEIT MOUNTS, INC.**, Reno, NV (US)

D682,069 S 5/2013 Lehane et al.
D684,033 S * 6/2013 Preda D8/354
D685,253 S 7/2013 Hiebert
(Continued)

(72) Inventors: **Relina Belen Dedios-Shirley**, Reno, NV (US); **Charles Edward Shirley**, Reno, NV (US); **Kevin James Vallely**, Reno, NV (US)

OTHER PUBLICATIONS

Abunda, In-Cog-Neato, "PS5 Wall Mount Invisible Mounting System both for Digital and Disc Compatible with Sony PS5", retrieved from <https://www.shopabunda.com/products/ps5-wall-mount-updated-solid-metal-invisible-mounting-system-both-for-digital-and-disc-compatible-with-sony-ps5?variant=40631249043608>, Published: Jun. 30, 2021, 2 pages.

(73) Assignee: **HIDEit Mounts, Inc.**, Reno, NV (US)

(**) Term: **15 Years**

(Continued)

(21) Appl. No.: **29/789,947**

Primary Examiner — Mark A Goodwin

(22) Filed: **Oct. 26, 2021**

(74) *Attorney, Agent, or Firm* — Workman Nydegger

Related U.S. Application Data

(63) Continuation of application No. 29/763,181, filed on Dec. 21, 2020.

(51) **LOC (13) Cl.** **08-08**

(52) **U.S. Cl.**
USPC **D8/349**

(58) **Field of Classification Search**
USPC D8/363, 373, 354, 394, 349; D16/200, D16/204, 208, 213–219, 235, 237–250; D14/203, 209, 217, 224, 250–253, 345, D14/440

CPC G03B 17/02; G03B 17/04; G03B 17/14; G03B 21/20–2066; G03B 15/041–0436; G03B 17/56; G03B 17/19

See application file for complete search history.

(56) **References Cited**

U.S. PATENT DOCUMENTS

D660,133 S 5/2012 Yoder et al.
D660,134 S 5/2012 Yoder et al.
D667,289 S * 9/2012 Preda D8/354
D679,172 S 4/2013 Dixon

(57) **CLAIM**

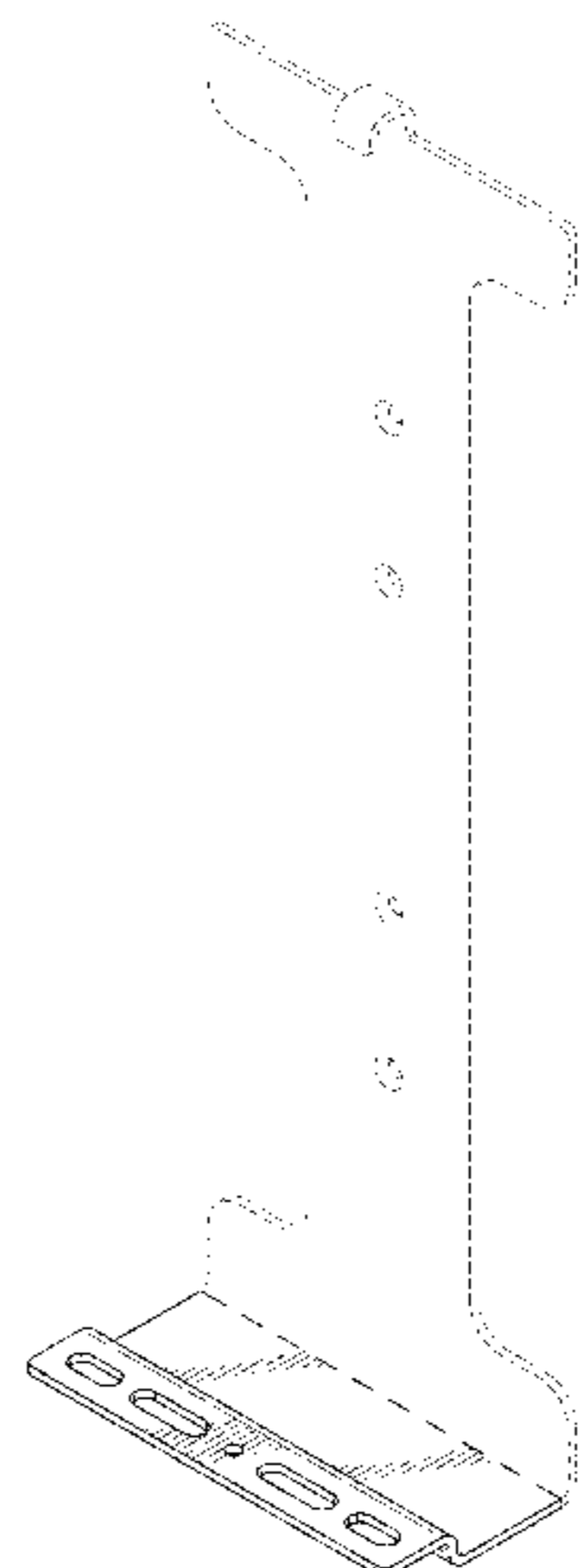
The ornamental design for a mounting apparatus, as shown and described.

DESCRIPTION

FIG. 1 is a perspective view of the mounting apparatus showing the design;
FIG. 2 is a front elevational view of the mounting apparatus of FIG. 1;
FIG. 3 is a back elevational view of the mounting apparatus of FIG. 1;
FIG. 4 is a right elevational view of the mounting apparatus of FIG. 1;
FIG. 5 is a left elevational view of the mounting apparatus of FIG. 1;
FIG. 6 is a top plan view of the mounting apparatus of FIG. 1; and,
FIG. 7 is a bottom plan view of the mounting apparatus of FIG. 1.

The dash-dash broken lines in the drawings depict portions of the mounting apparatus that form no part of the claimed

(Continued)



design. The long dash-long dash broken lines in the drawings define the boundaries of the claim and form no part thereof.

1 Claim, 3 Drawing Sheets

(56)

References Cited

U.S. PATENT DOCUMENTS

D699,097 S 2/2014 Chung et al.
D705,043 S * 5/2014 Michaud D8/366
D710,340 S 8/2014 Wengreen et al.
D734,305 S 7/2015 Wengreen et al.
D735,174 S 7/2015 Wengreen et al.
D747,953 S 1/2016 Thompson et al.
D750,469 S 3/2016 Bird
D763,062 S * 8/2016 Tatem D14/239
D767,973 S 10/2016 DeDios-Shirley et al.
D829,531 S 10/2018 Kanter

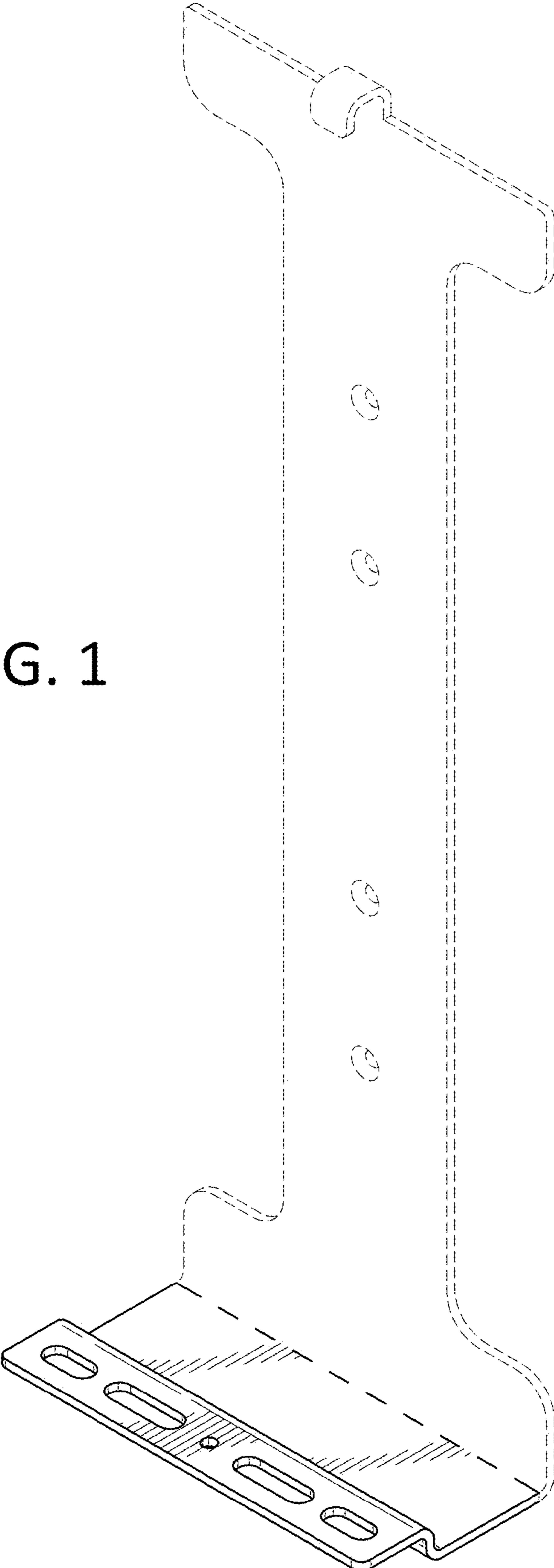
D829,534 S 10/2018 Kanter
D835,498 S 12/2018 Rassat
D849,507 S 5/2019 DeDios-Shirley et al.
D902,016 S 11/2020 Yehishalom et al.
D906,095 S 12/2020 DeDios-Shirley et al.
D924,665 S 7/2021 DeDios-Shirley et al.
D924,673 S 7/2021 Bean
D925,338 S 7/2021 DeDios-Shirley et al.
D931,711 S 9/2021 Sharma et al.
D938,262 S 12/2021 Fehr
D938,803 S 12/2021 Gualtieri

OTHER PUBLICATIONS

Amazon, "HumanCentric Console and Controller Wall Mount for PS5 with Two Controller Mounts, Metal Brackets for PS5 Wall Mount, Hide or Mount on Wall, PS5 Wall Mount Kit, Mounts Disc and Digital Versions", retrieved from <https://www.amazon.com/HumanCentric-Console-Controller-Brackets-Versions/dp/B09GHRJVX4>, Published: Sep. 23, 2021, 4 pages.

* cited by examiner

FIG. 1



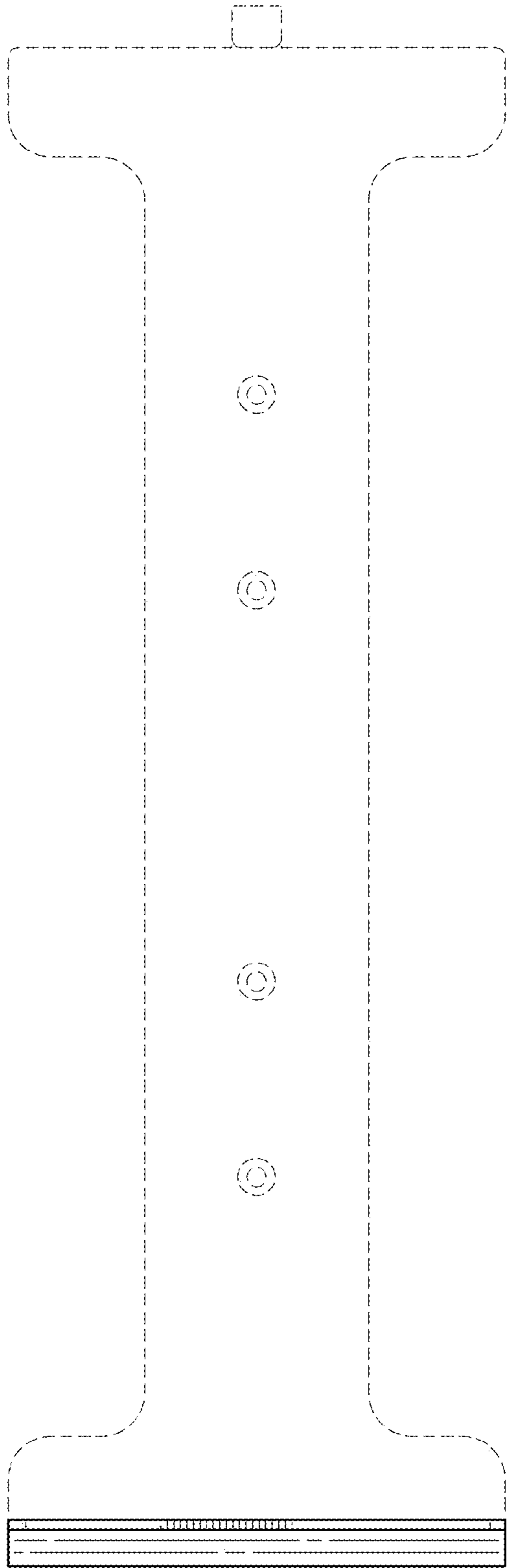


FIG. 2

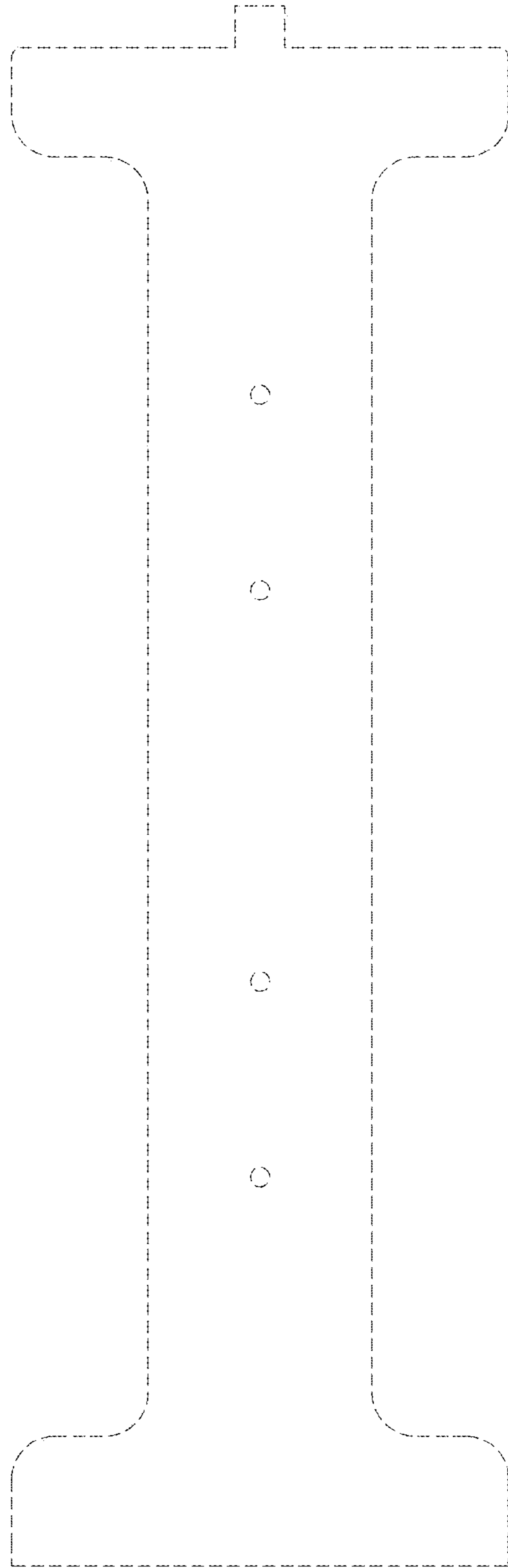


FIG. 3




FIG. 4




FIG. 5

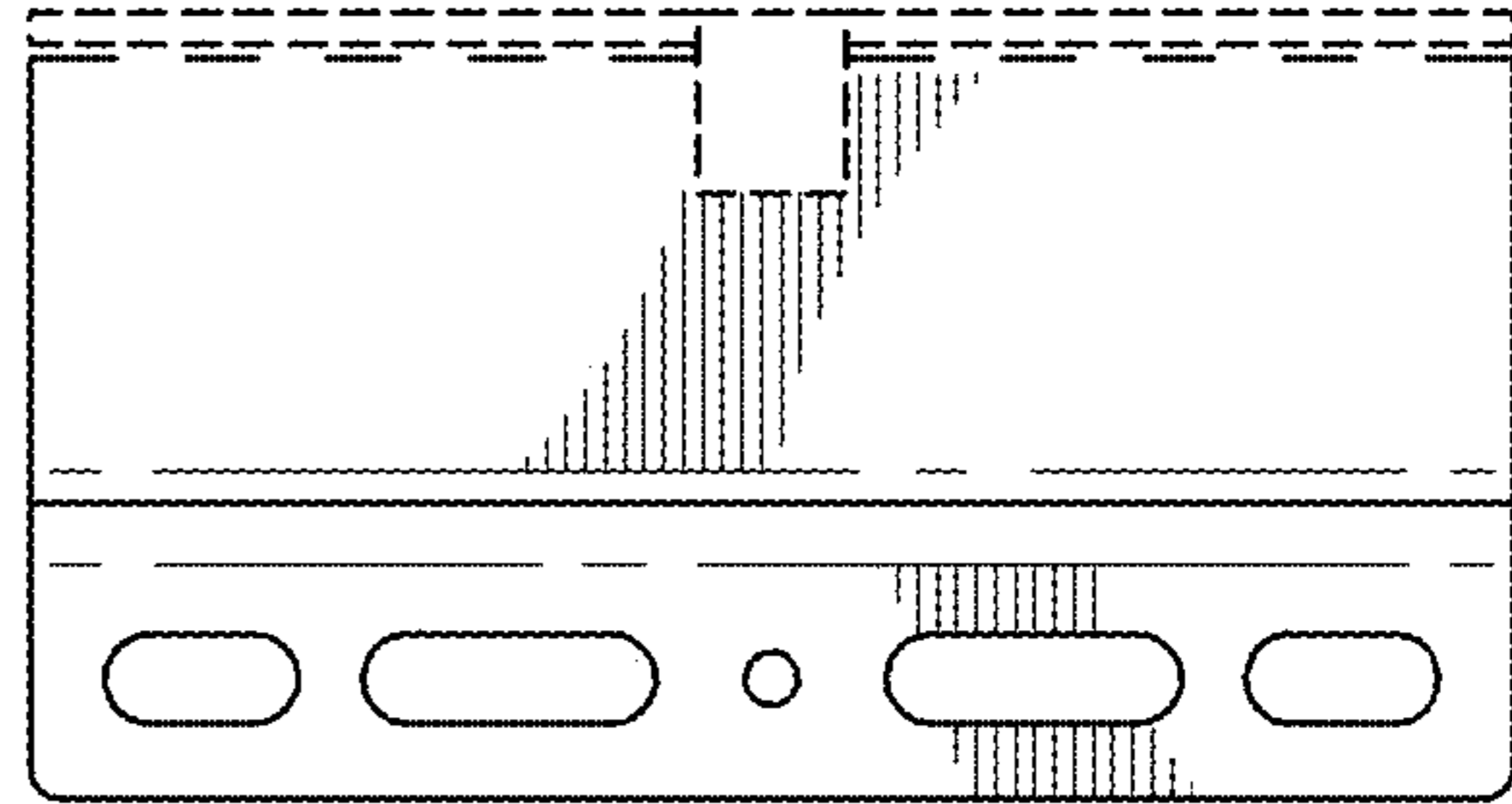


FIG. 6

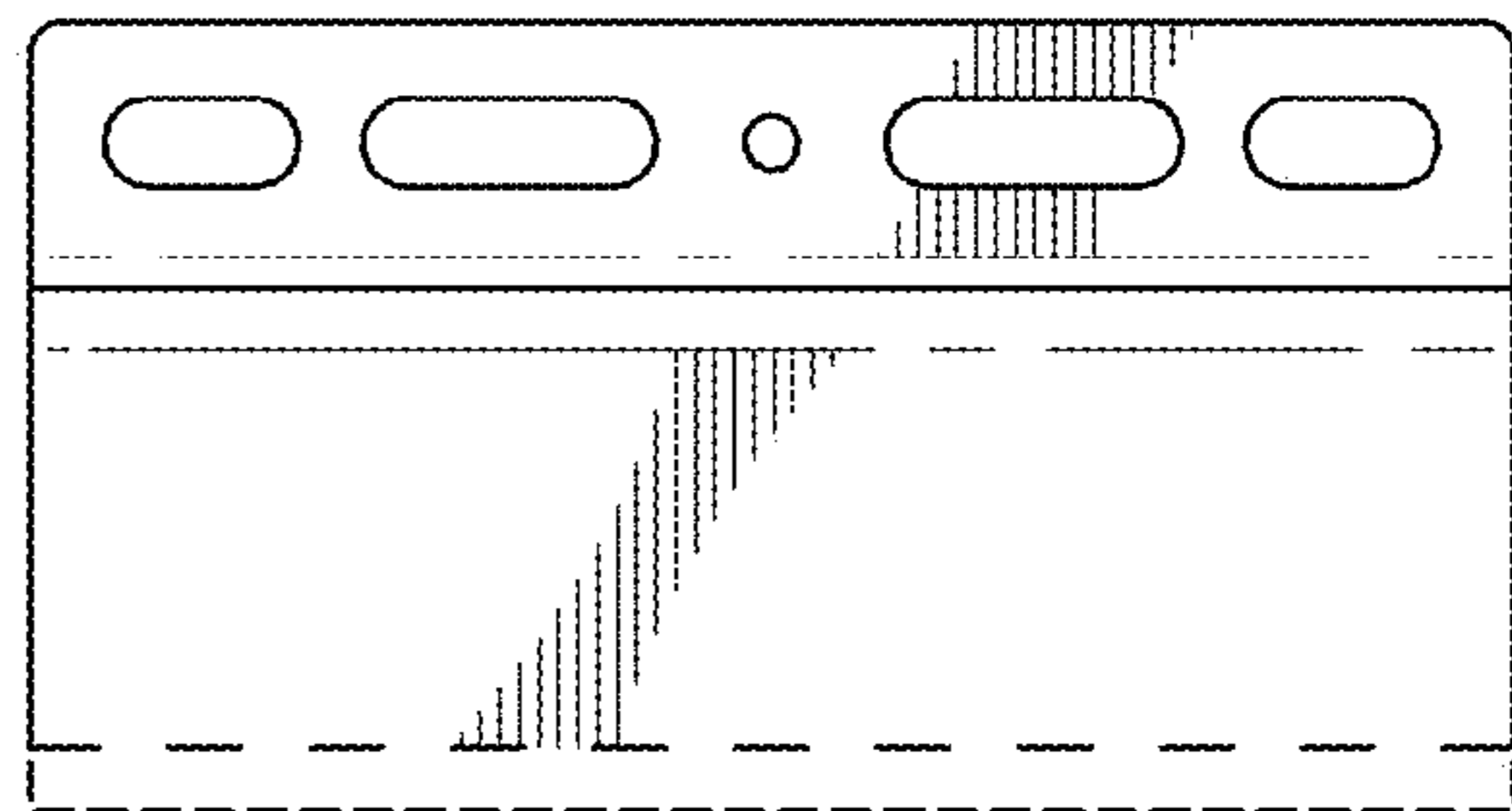


FIG. 7