



US00D950347S

(12) **United States Design Patent**
Hutchens

(10) **Patent No.:** **US D950,347 S**

(45) **Date of Patent:** **** May 3, 2022**

(54) **SAW HANDLE**

(71) Applicant: **Coast Cutlery Co.,** Portland, OR (US)

(72) Inventor: **Douglas R. Hutchens,** Portland, OR (US)

(73) Assignee: **Coast Cutlery Co.,** Portland, OR (US)

(**) Term: **15 Years**

(21) Appl. No.: **29/740,965**

(22) Filed: **Jul. 8, 2020**

(51) **LOC (13) Cl.** **08-03**

(52) **U.S. Cl.**
USPC **D8/96**

(58) **Field of Classification Search**
USPC D8/9, 14, 95, 96, 97, 98, 99, 107
CPC B23D 51/125; B23D 51/03; B23D 51/01;
B23D 51/08; B23D 51/10
See application file for complete search history.

(56) **References Cited**

U.S. PATENT DOCUMENTS

D306,817 S *	3/1990	McMorrough	D8/107
D316,952 S *	5/1991	Ishida	D8/9
D374,597 S *	10/1996	Birkholz	D8/99
D405,677 S *	2/1999	Mosley	D8/107
5,926,962 A *	7/1999	Chen	B23D 51/03 30/519
6,253,455 B1 *	7/2001	Eriksson	B23D 51/01 30/155

D472,786 S *	4/2003	Cech	D8/107
D474,094 S *	5/2003	Takahashi	D8/97
7,168,172 B1 *	1/2007	Wang	B23D 51/01 30/161
D602,757 S *	10/2009	Kishida	D8/99
8,079,148 B2 *	12/2011	Chao	B26B 29/02 30/161
D684,031 S *	6/2013	Block	D8/97

* cited by examiner

Primary Examiner — Philip S Hyder

(74) *Attorney, Agent, or Firm* — Schwabe Williamson & Wyatt, P.C.

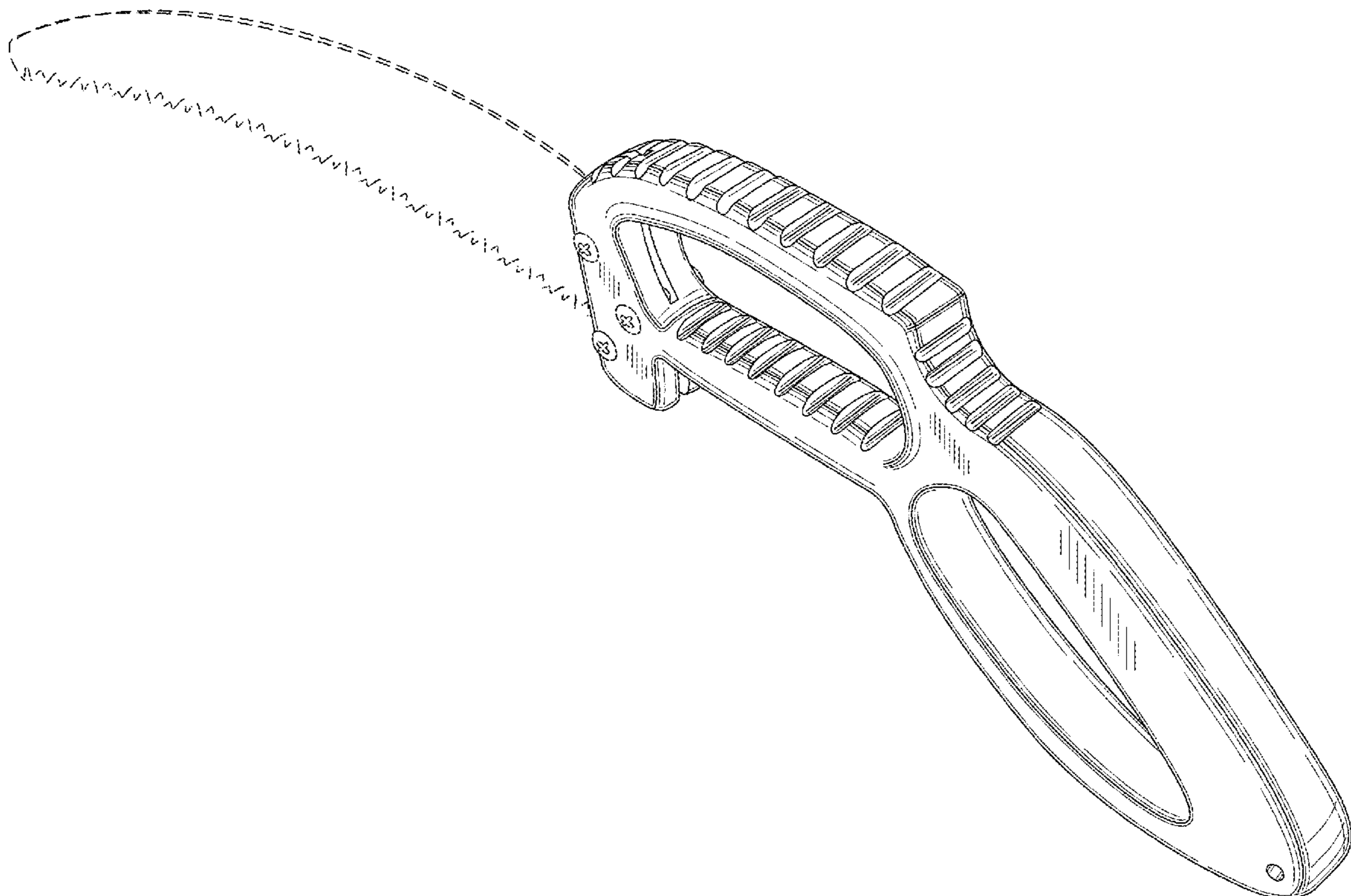
(57) **CLAIM**

I claim the ornamental design for a saw handle, as shown and described.

DESCRIPTION

FIG. 1 is a perspective view of the saw handle from an upper rear angle;
FIG. 2 is a perspective view of FIG. 1 from a lower front angle;
FIG. 3 is a side elevation view of FIG. 1;
FIG. 4 is a top view of FIG. 1;
FIG. 5 is a bottom view of FIG. 1;
FIG. 6 is an end view of FIG. 1 from the front; and,
FIG. 7 is an end view of FIG. 1 from the rear.
The broken line showing of the blade is provided for purposes of environment and forms no part of the claimed design.

1 Claim, 3 Drawing Sheets



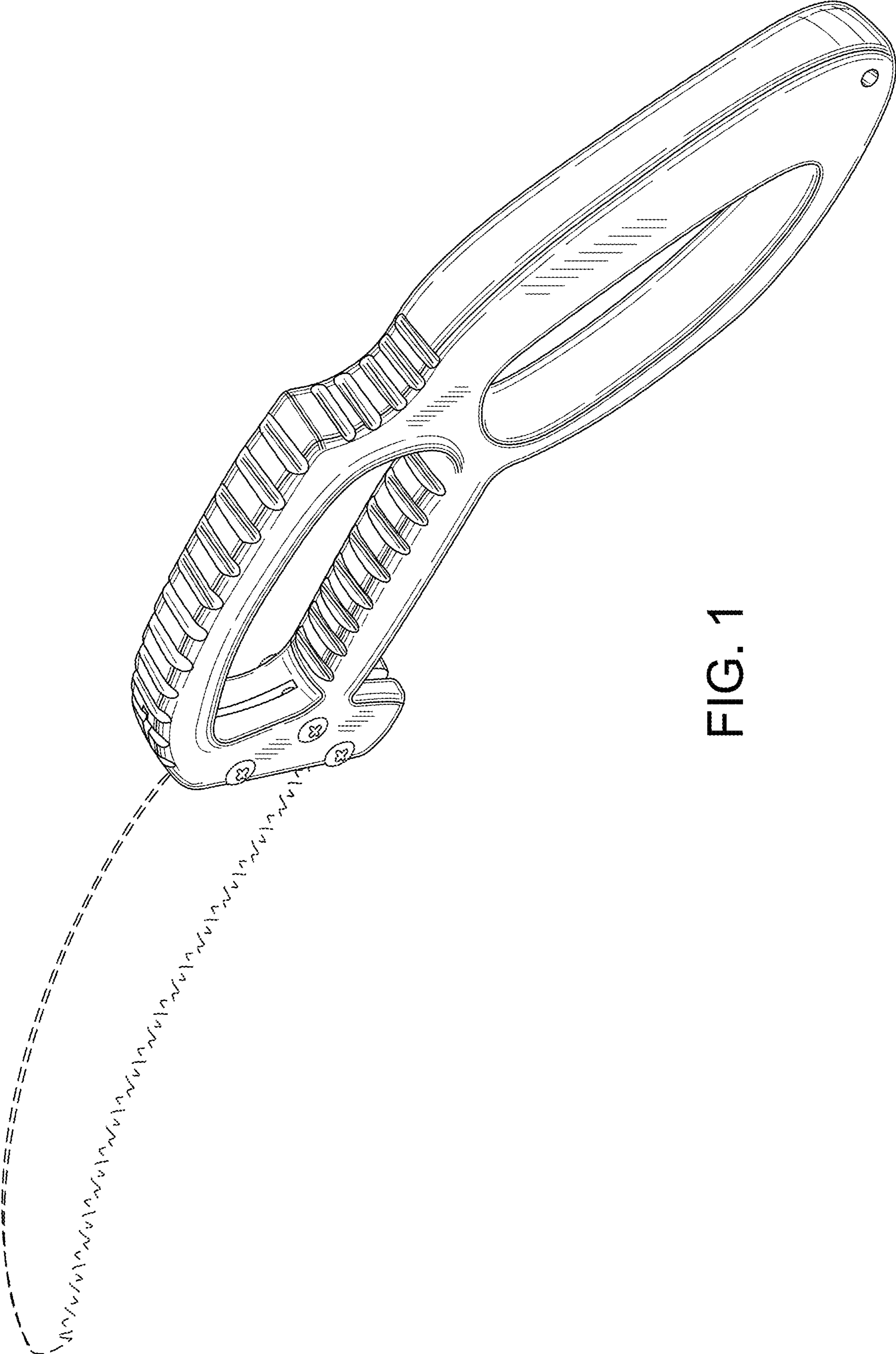


FIG. 1

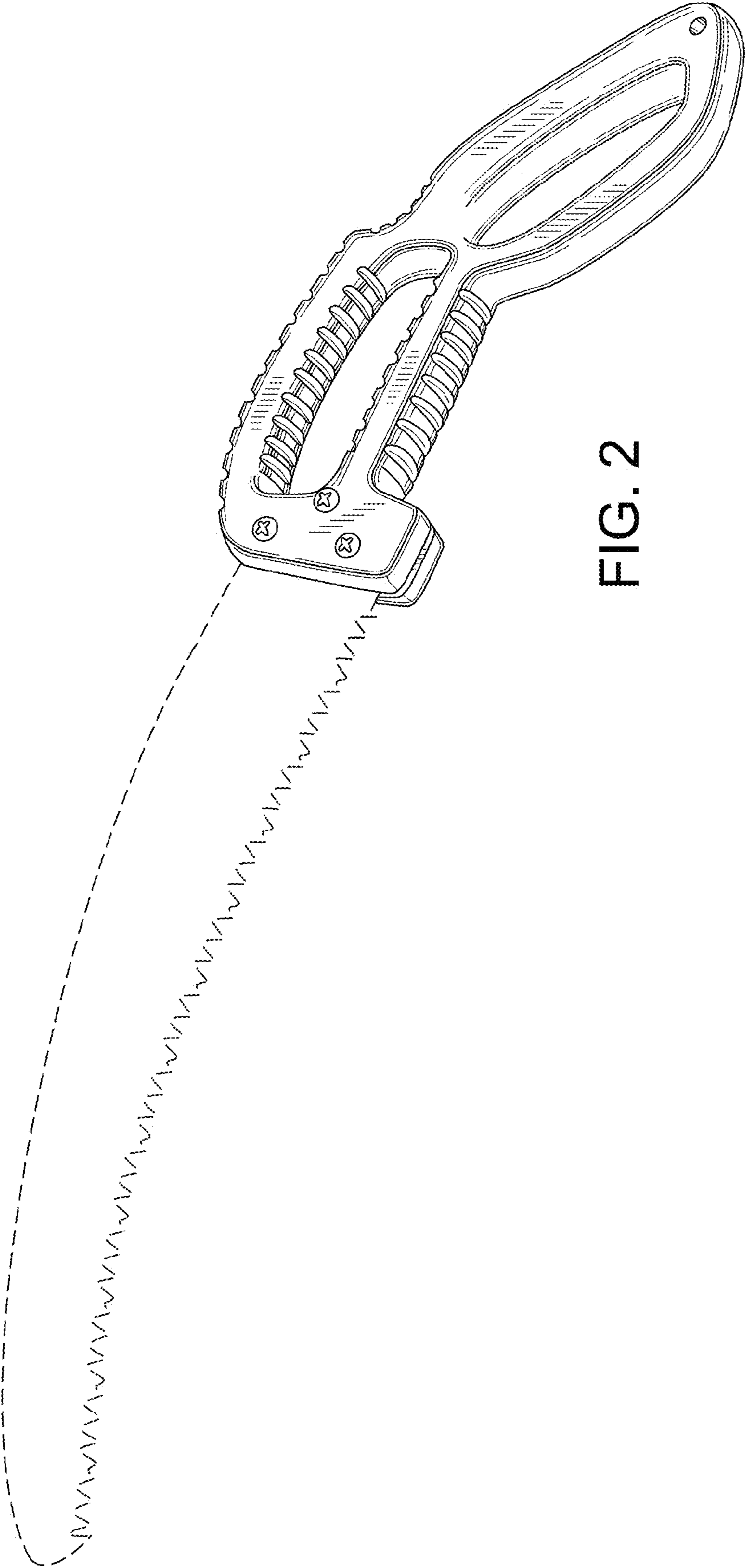


FIG. 2




FIG. 4

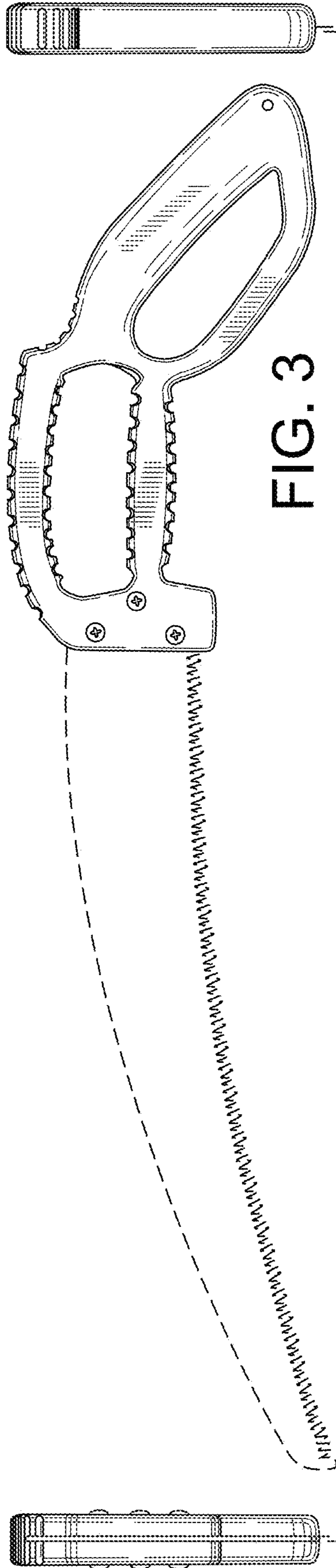


FIG. 3

FIG. 7

FIG. 6

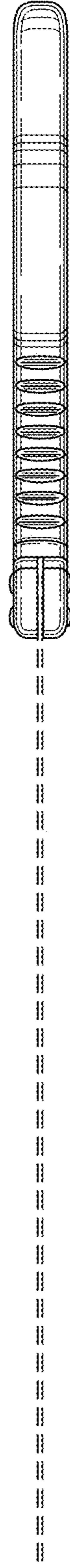


FIG. 5