



US00D950338S

(12) **United States Design Patent**
Yang

(10) **Patent No.:** **US D950,338 S**

(45) **Date of Patent:** **** May 3, 2022**

(54) **CORDLESS ROTARY TOOL**

(71) Applicant: **JIANGSU HEHUI POWER TOOLS CO., LTD**, Qidong (CN)

(72) Inventor: **Xiaofei Yang**, Qidong (CN)

(73) Assignee: **JIANGSU HEHUI POWER TOOLS CO., LTD**, Qidong (CN)

(**) Term: **15 Years**

(21) Appl. No.: **29/755,645**

(22) Filed: **Oct. 21, 2020**

(30) **Foreign Application Priority Data**

Sep. 28, 2020 (CN) 202030582912.0

(51) **LOC (13) Cl.** **08-01**

(52) **U.S. Cl.**
USPC **D8/61**

(58) **Field of Classification Search**

USPC D8/61, 62, 67, 69; 81/57, 57.11, 57.14,
81/57.26, 429, 464, 469; 173/2, 170,
173/176, 181

CPC B25B 21/02; B25B 21/008; B25B 23/16;
B25B 23/1405; A61B 17/1615

See application file for complete search history.

(56) **References Cited**

U.S. PATENT DOCUMENTS

D880,265 S * 4/2020 Ruivivar D8/61
D889,227 S * 7/2020 Chen D8/61

D889,228 S * 7/2020 Chen D8/61
D911,800 S * 3/2021 Ushakov D8/61
D913,066 S * 3/2021 Wang D8/61
D915,851 S * 4/2021 Lee D8/61
D916,573 S * 4/2021 Zhong D8/61
D919,394 S * 5/2021 Zhong D8/61
D927,278 S * 8/2021 Zhong D8/61
D927,951 S * 8/2021 Haringer D8/61
D928,576 S * 8/2021 Lee D8/61
D929,833 S * 9/2021 Shu D8/61

* cited by examiner

Primary Examiner — Austin Murphy

(57) **CLAIM**

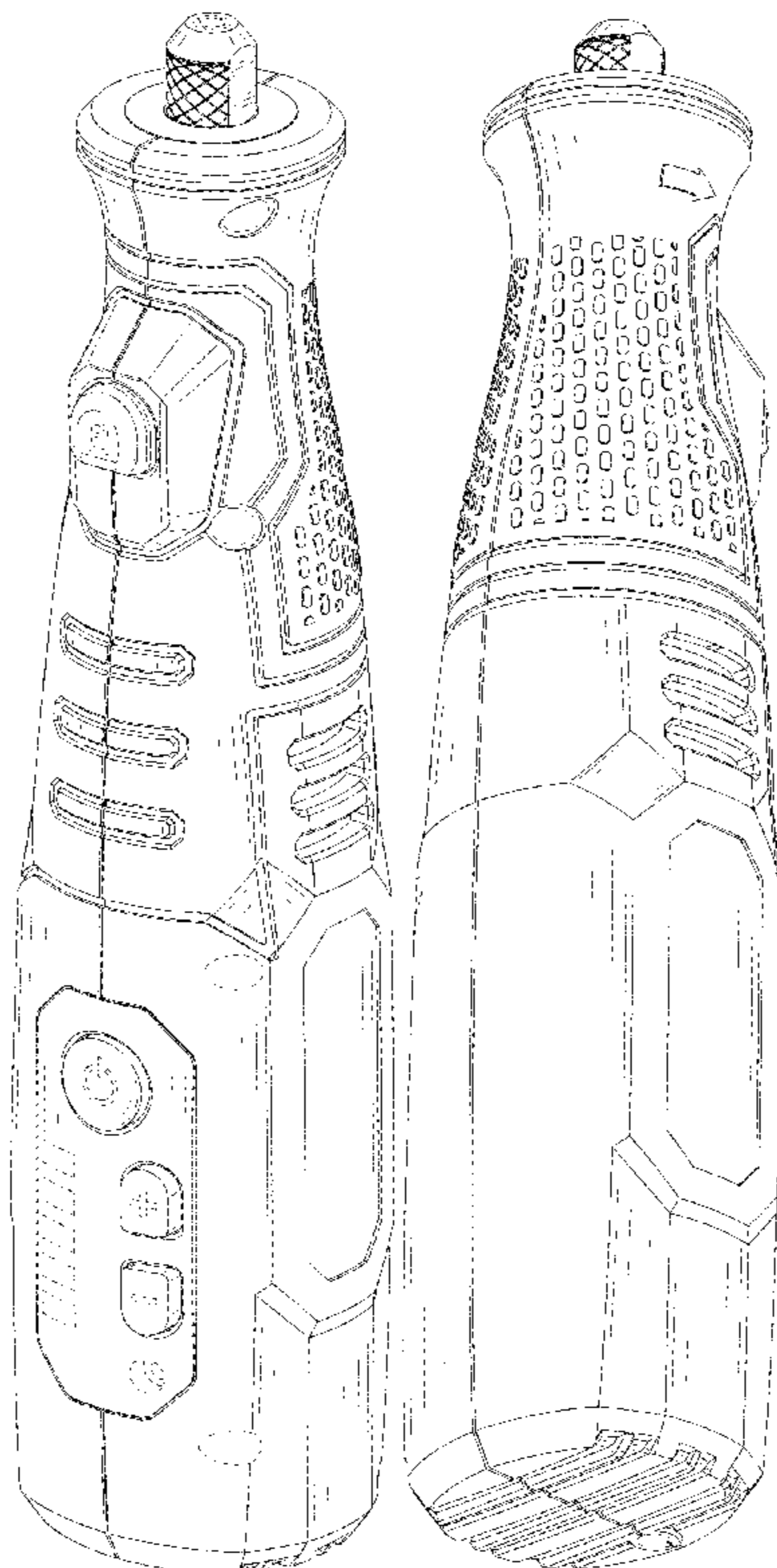
The ornamental design for a cordless rotary tool, as shown and described.

DESCRIPTION

FIG. 1 is a perspective view of a cordless rotary tool showing my new design;
FIG. 2 is another perspective view thereof;
FIG. 3 is a front elevational view thereof;
FIG. 4 is a rear elevational view thereof;
FIG. 5 is a left side elevational view thereof;
FIG. 6 is a right side elevational view thereof;
FIG. 7 is a top plan view thereof; and,
FIG. 8 is a bottom plan view thereof.

The broken lines in the drawings depict portions of the cordless rotary tool that form no part of the claimed design.

1 Claim, 8 Drawing Sheets



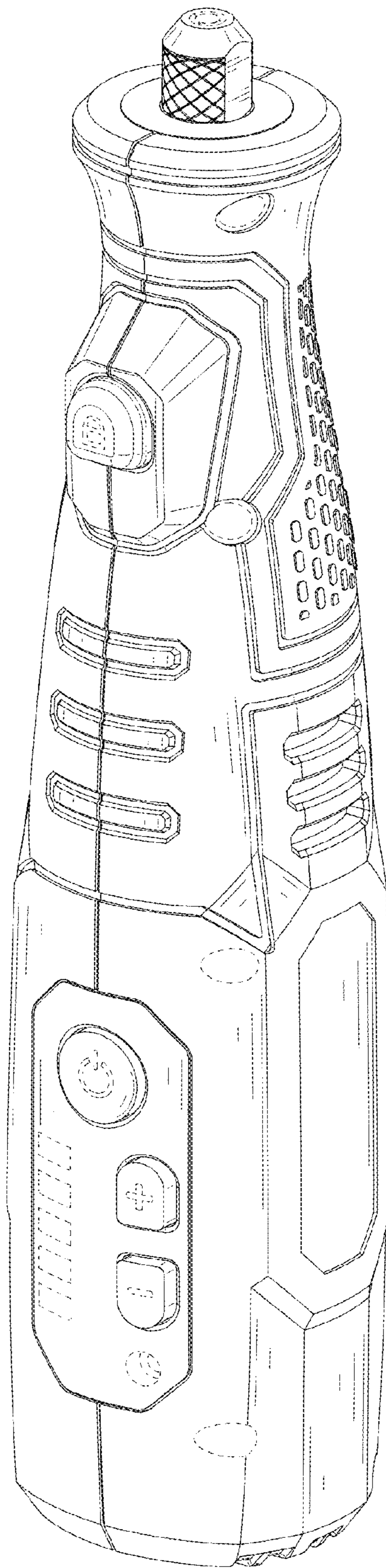


FIG. 1

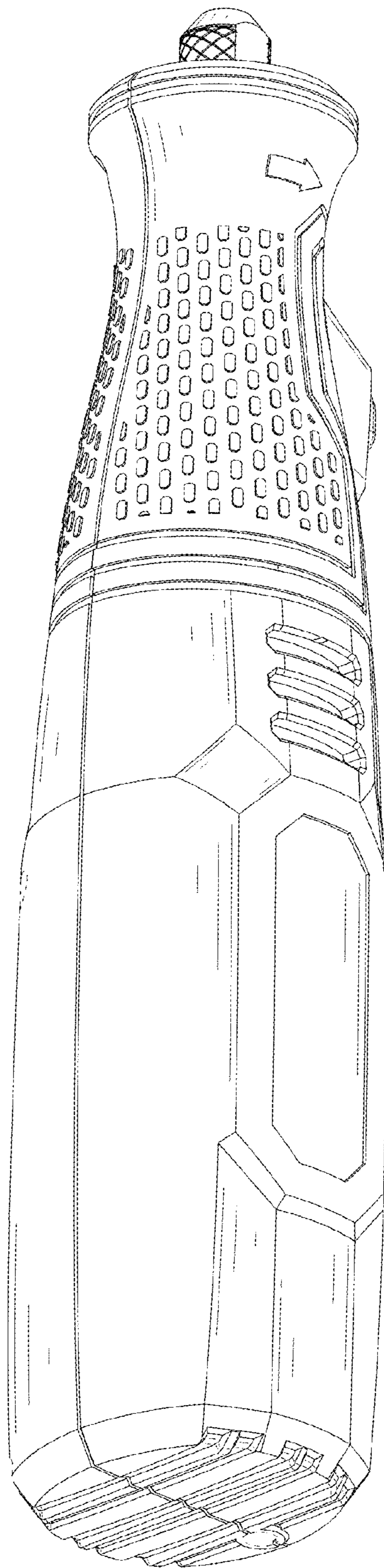


FIG. 2

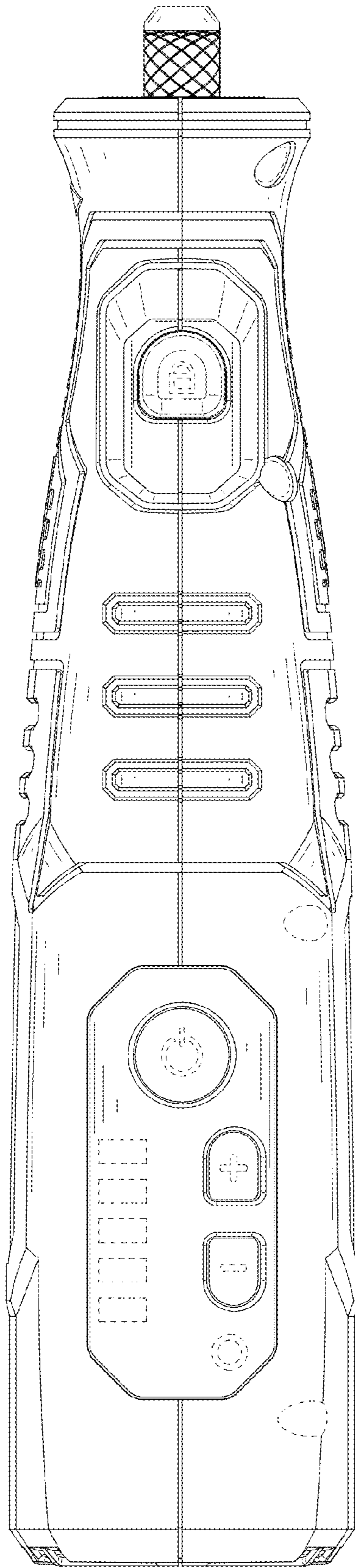


FIG. 3

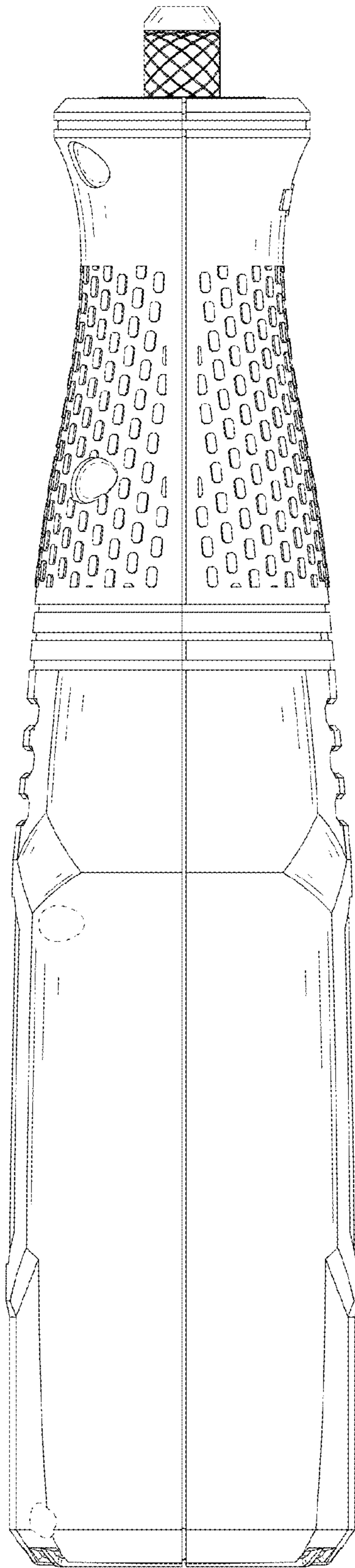


FIG. 4

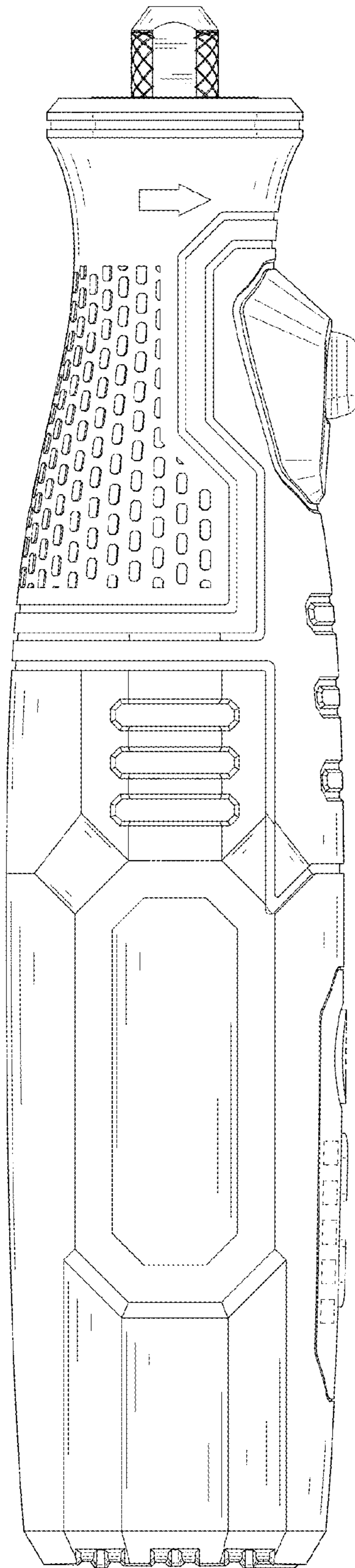


FIG. 5

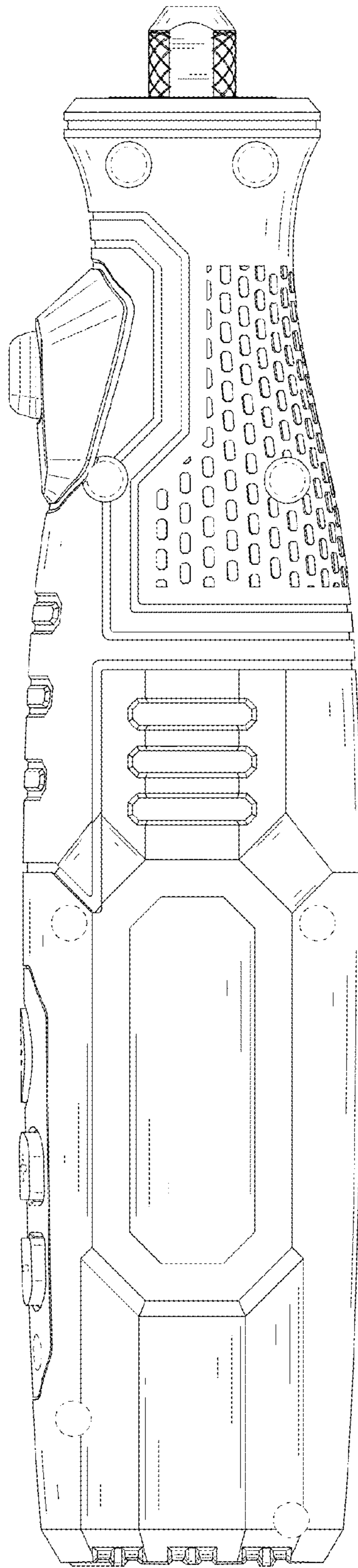


FIG. 6

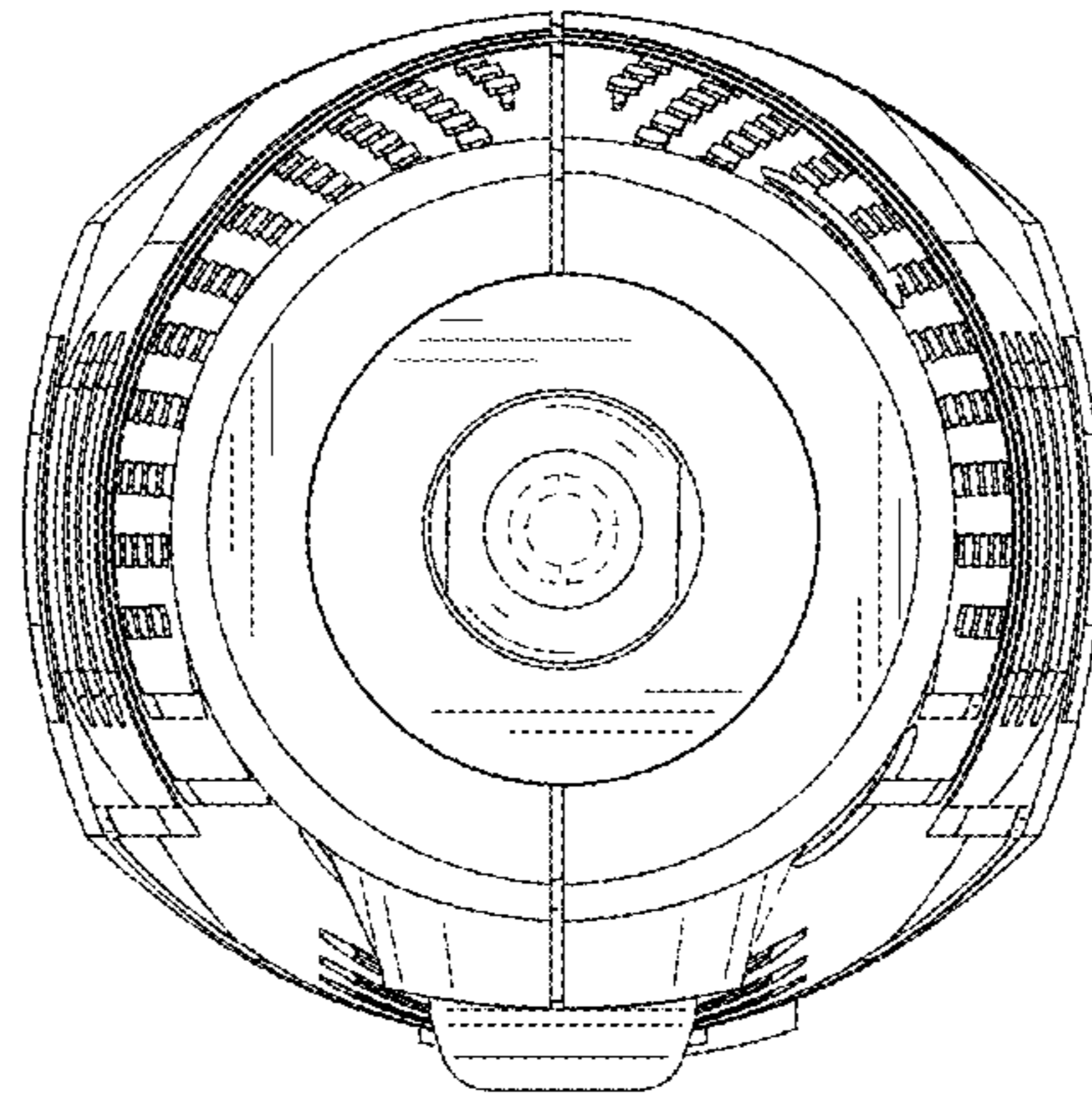


FIG. 7

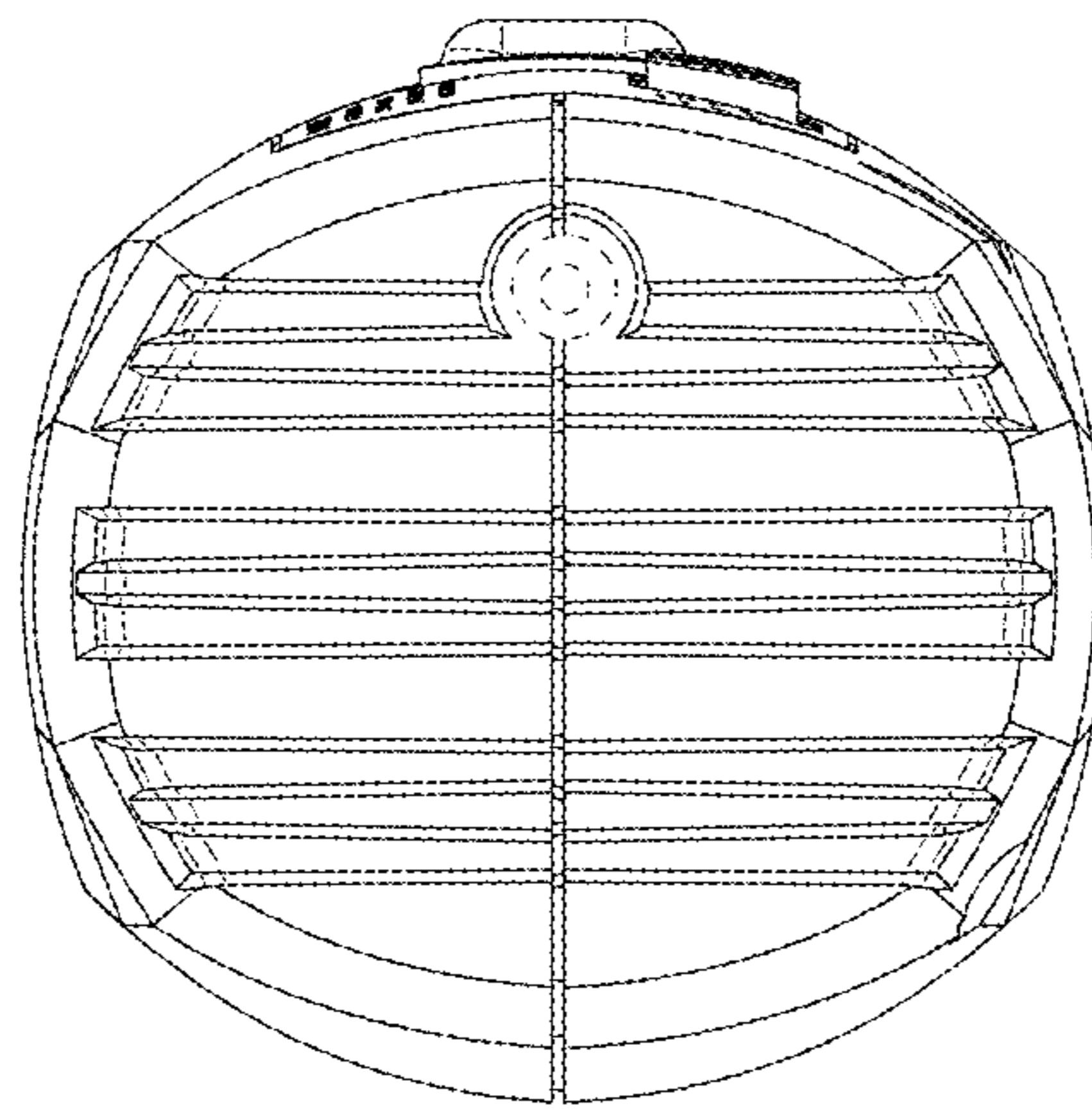


FIG. 8