



US00D950324S

(12) **United States Design Patent**
Shangguan

(10) **Patent No.:** **US D950,324 S**

(45) **Date of Patent:** **** May 3, 2022**

(54) **KNIFE BLOCK**

(71) Applicant: **Bo Shangguan**, Shenzhen (CN)

(72) Inventor: **Bo Shangguan**, Shenzhen (CN)

(**) Term: **15 Years**

(21) Appl. No.: **29/762,315**

(22) Filed: **Dec. 16, 2020**

(51) **LOC (13) Cl.** **07-99**

(52) **U.S. Cl.**
USPC **D7/637**

(58) **Field of Classification Search**

USPC ... D7/600.1, 600.3, 601, 602, 637-641, 701,
D7/704, 705, 708; D3/304, 305, 313,
D3/314; D6/323, 525, 527, 683, 683.1,
D6/706; D19/77, 81, 92; D32/55, 56
CPC A47B 77/14; A47G 21/00; A47G 21/14;
A47G 23/06; A47G 23/0641; A47J 45/02;
A47J 47/16; A47L 19/00; A47L 19/02;
A47L 19/04; B65D 1/34; B65D 1/36

See application file for complete search history.

(56) **References Cited**

U.S. PATENT DOCUMENTS

2,754,008	A *	7/1956	Culver	A47G 21/14
					211/70.1
D259,321	S *	5/1981	Sparger	D7/637
D261,467	S *	10/1981	Alessandrini	D7/637
D273,262	S *	4/1984	Wolff	D6/567
D322,554	S *	12/1991	Amussen	H01F 7/0252
					D8/380
D333,238	S *	2/1993	Stead	D7/637
D579,277	S *	10/2008	Stokes	D7/637
D579,728	S *	11/2008	Stokes	D7/637
D920,051	S *	5/2021	Li	A47G 21/14
					D7/637
2021/0127876	A1*	5/2021	Schmidt	H01F 7/0252

OTHER PUBLICATIONS

Magnetic Knife Block, first available Dec. 29, 2020, Amazon, [online], [site visited Feb. 22, 2022], Available from internet URL: <https://www.amazon.com/EVV-Magnetic-Stainless-Display-Organizer/dp/B08RHMLDR6> (Year: 2020).*

Design No. 6138432, May 21, 2021—UK Intellectual Property Office Publication Date—May 21, 2021 Owner—Xiaoping Wang DesignView, available at www.tmdn.org/tmdsview-web/welcome (Year: 2021).*

Design No. 306501068, Dec. 23, 2020—China National Intellectual Property Administration (CNIPA) Publication Date—Apr. 30, 2021 Owner—ShangGuan Bo WIPO, available at <https://www3.wipo.int/designdb/en/index.jsp> (Year: 2021).*

* cited by examiner

Primary Examiner — Mary Ann Calabrese
Assistant Examiner — Natalya M Rapundalo

(57) **CLAIM**

The ornamental design for a knife block, as shown and described.

DESCRIPTION

FIG. 1 is a top perspective view of a knife block showing my new design;

FIG. 2 is a bottom perspective view thereof;

FIG. 3 is a front elevational view thereof;

FIG. 4 is a rear elevational view thereof;

FIG. 5 is a left side elevational view thereof;


FIG. 6 is a right side elevational view thereof;

FIG. 7 is a top plan view thereof; and,

FIG. 8 is a bottom plan view thereof.

The broken lines in the drawings depict portions of the knife block that form no part of the claimed design.

1 Claim, 8 Drawing Sheets



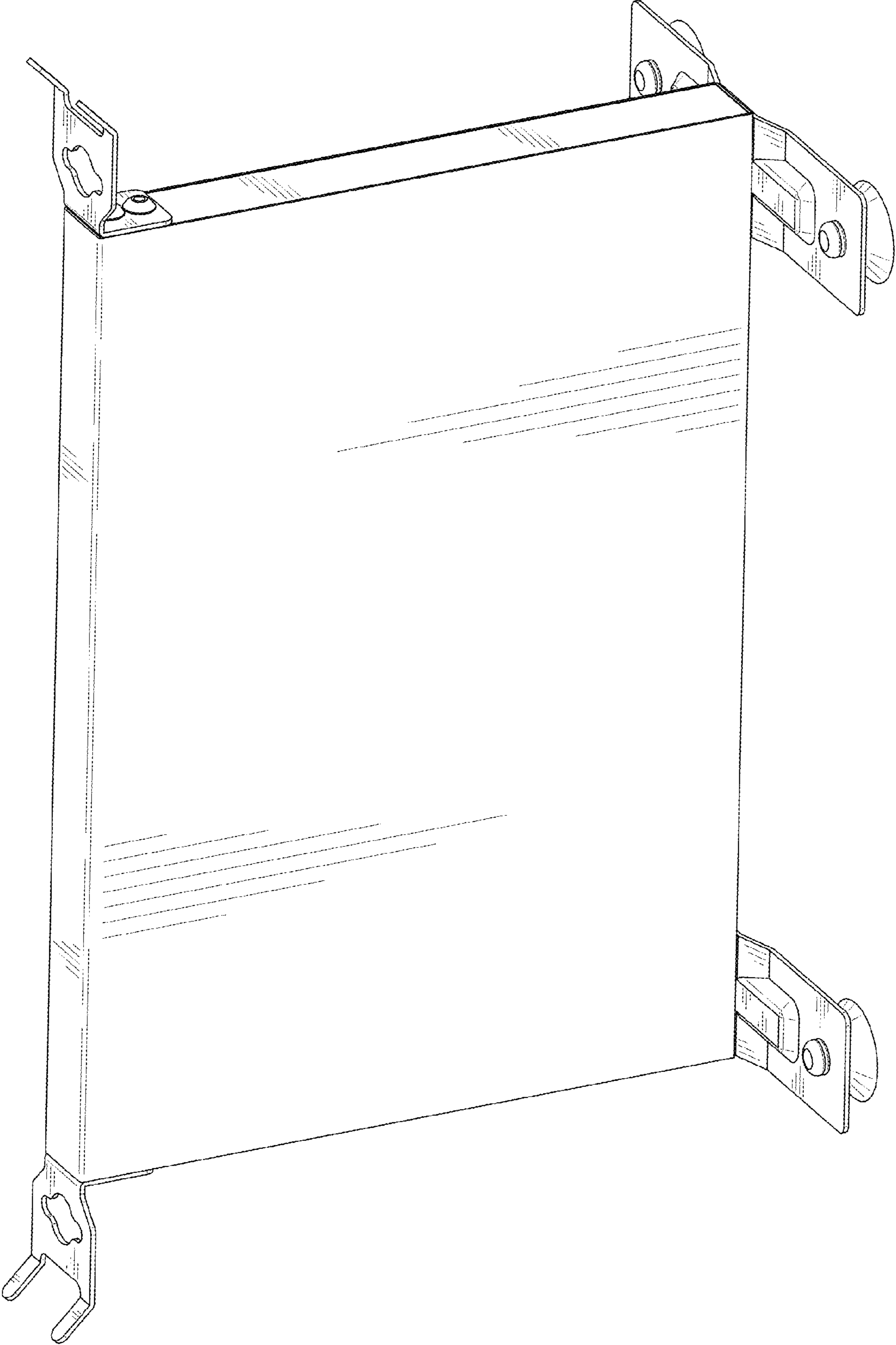


FIG. 1




FIG. 2




FIG. 3




FIG. 4

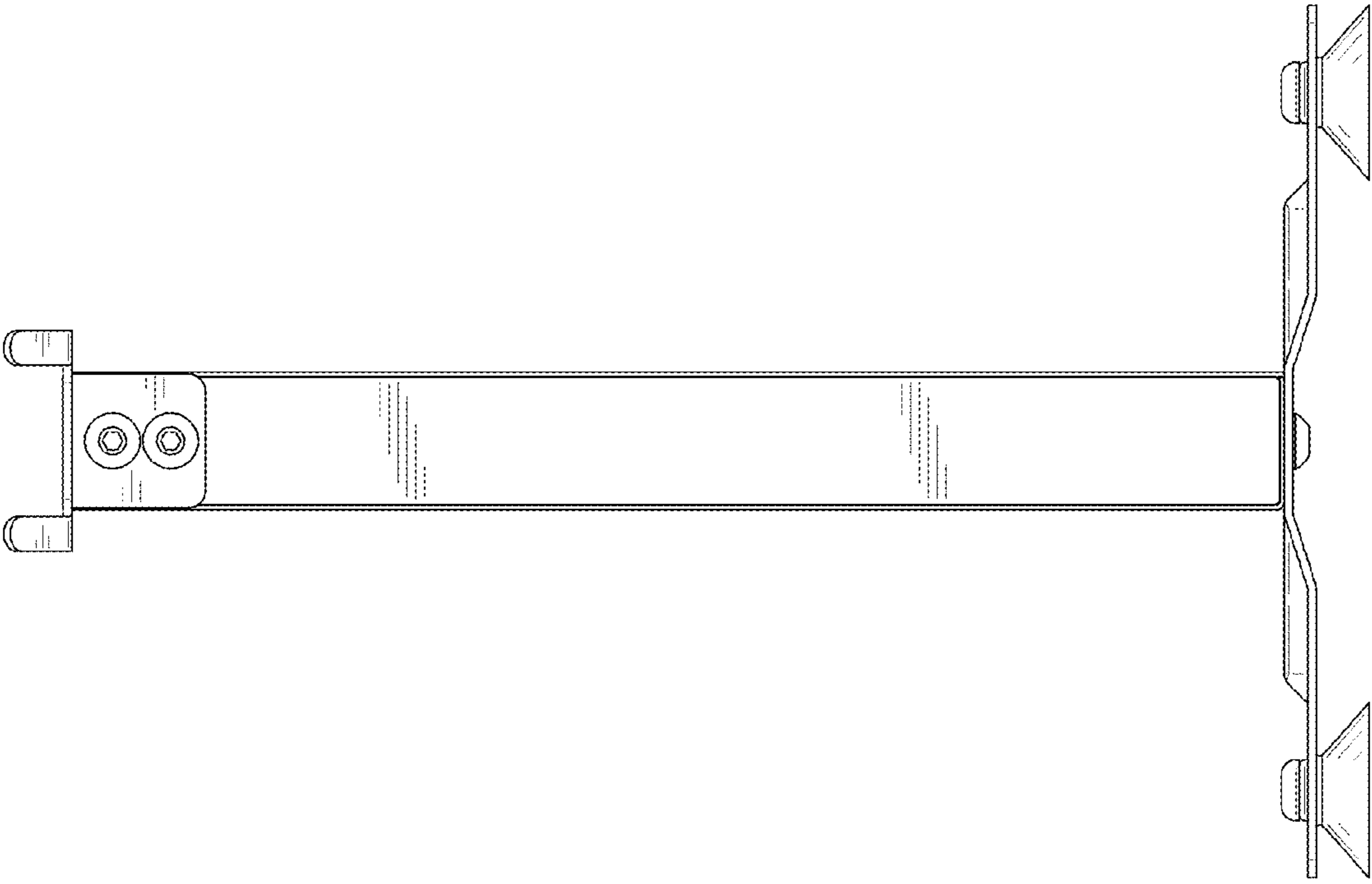


FIG. 5

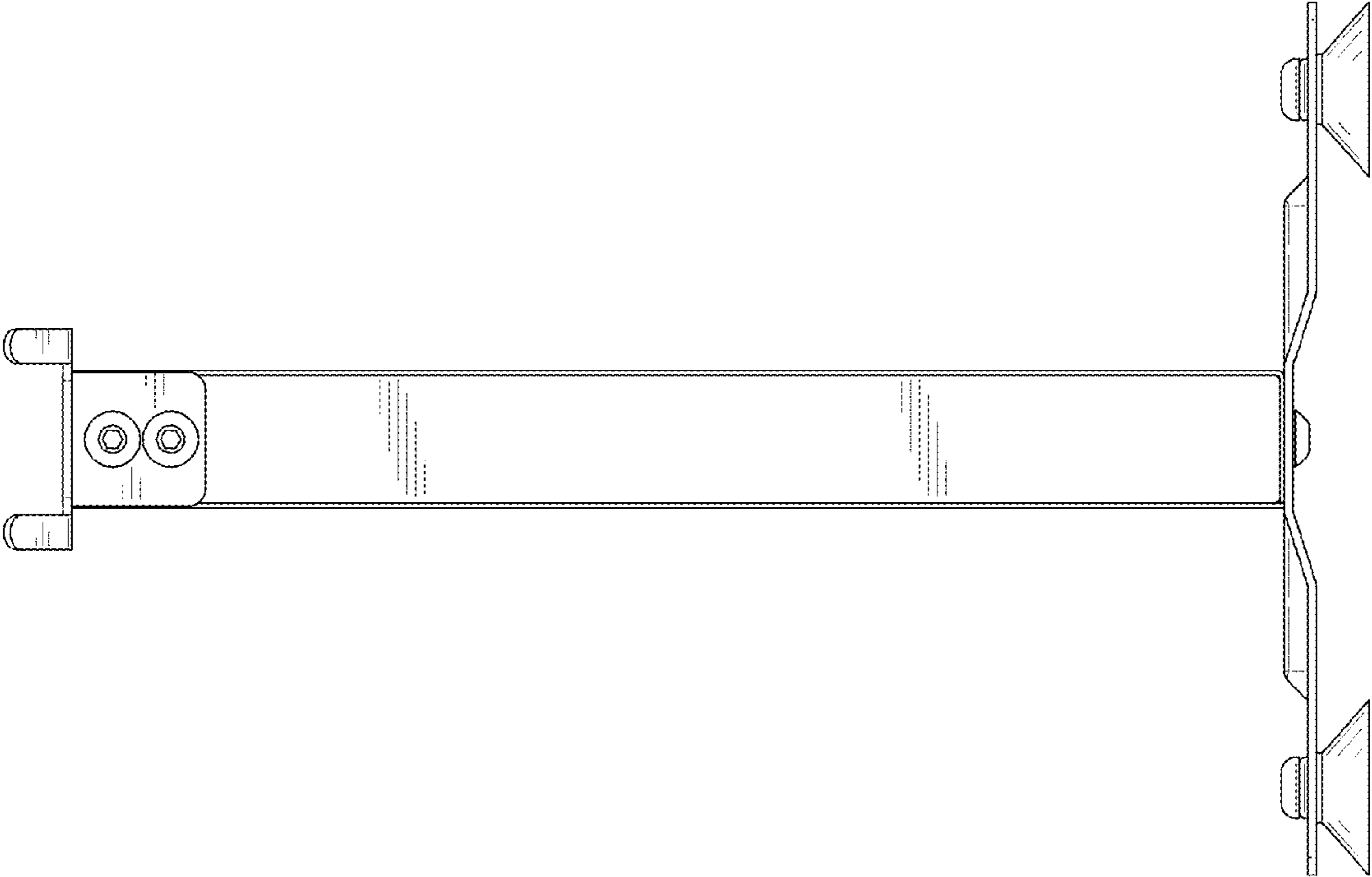


FIG. 6




FIG. 7

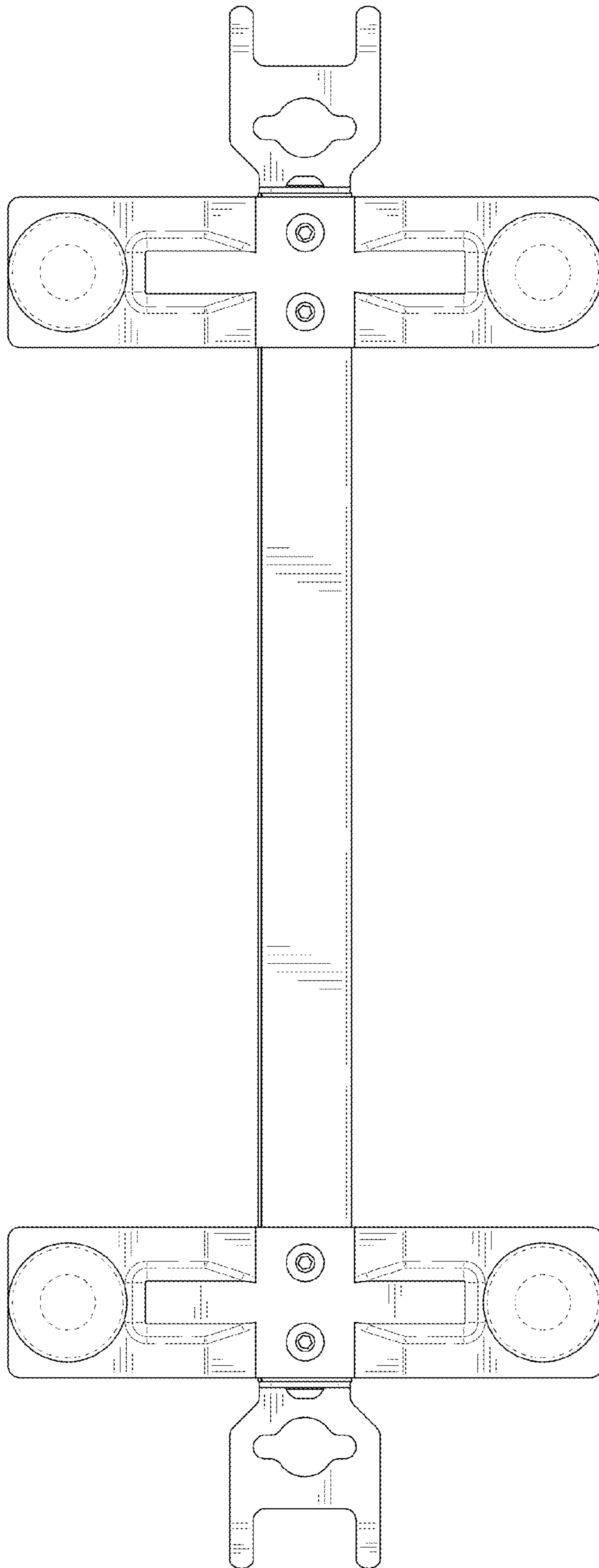


FIG. 8