



US00D950314S

(12) **United States Design Patent**
Chia

(10) **Patent No.:** **US D950,314 S**

(45) **Date of Patent:** **** May 3, 2022**

(54) **CUP**

(71) Applicant: **TOPTIER HOUSEWARE, INC.**,
Rowland Heights, CA (US)

(72) Inventor: **Shian Wen Chia**, Rowland Heights,
CA (US)

(73) Assignee: **TOPTIER HOUSEWARE, INC.**,
Rowland Heights, CA (US)

(**) Term: **15 Years**

(21) Appl. No.: **29/797,273**

(22) Filed: **Jun. 30, 2021**

(51) **LOC (13) Cl.** **07-01**

(52) **U.S. Cl.**
USPC **D7/507; D7/511; D7/536**

(58) **Field of Classification Search**
USPC D7/507, 509, 510, 511, 523, 531, 532,
D7/392.1, 396.2, 534, 536; D9/449, 435,
D9/436, 440, 450; D3/202
CPC A47G 19/2288; A47G 19/22; A47G
19/2205; A47G 19/2211; A47G 19/2216;
A47G 19/2222; A47J 31/14; A47J 31/005
See application file for complete search history.

(56) **References Cited**

U.S. PATENT DOCUMENTS

D460,322 S *	7/2002	Orr	D7/510
D479,950 S	9/2003	Lin		
D549,523 S *	8/2007	Montes	D7/509
D644,880 S *	9/2011	Li	D7/521
D699,075 S *	2/2014	Mariotti	D7/521
D703,490 S *	4/2014	Maire	D7/536
D796,897 S	9/2017	Sunderland		
D880,244 S *	4/2020	De Oliveira	D7/533

D898,518 S *	10/2020	Hudson	D7/529
2017/0196236 A1 *	7/2017	Hill	A23F 3/18
2021/0070096 A1 *	3/2021	Ou	B44C 5/005

OTHER PUBLICATIONS

Tea Forte https://www.amazon.com/dp/B015Y83KMW/ref=cm_sw_em_r_mt_dp_RDRJBBN07ZY4NX2H0K8W?_encoding=UTF8&psc=1 (Year: 2015).*

Toptier Houseware Inc https://www.amazon.com/dp/B08YJPL5BZ/ref=cm_sw_em_r_mt_dp_YSZX44Z8H0KCHA0YTZH6 (Year: 2021).*

GloDleas https://www.amazon.com/dp/B00GHGZ236/ref=cm_sw_em_r_mt_dp_NR93C6TXCQJ60VR8EHRG?_encoding=UTF8&psc=1 (Year: 2013).*

The Inspired Home https://www.amazon.com/dp/B073WR4F15/ref=cm_sw_em_r_mt_dp_6ANS9458ZBY3RJ703HKY?_encoding=UTF8&psc=1 (Year: 2017).*

* cited by examiner

Primary Examiner — Jae Liang

(57) **CLAIM**

The ornamental design for a cup, as shown and described.

DESCRIPTION

FIG. 1 is a perspective view of a cup showing my new design;

FIG. 2 is another perspective view thereof;

FIG. 3 is a front elevational view thereof;

FIG. 4 is a rear elevational view thereof;

FIG. 5 is a left side elevational view thereof;

FIG. 6 is a right side elevational view thereof;

FIG. 7 is a top plan view thereof;

FIG. 8 is a bottom plan view thereof; and,

FIG. 9 is an exploded perspective view of the cup.

The broken lines in the drawings depict portions of the cup that form no part of the claimed design.

1 Claim, 9 Drawing Sheets






FIG. 1



FIG. 2



FIG. 3



FIG. 4



FIG. 5




FIG. 6

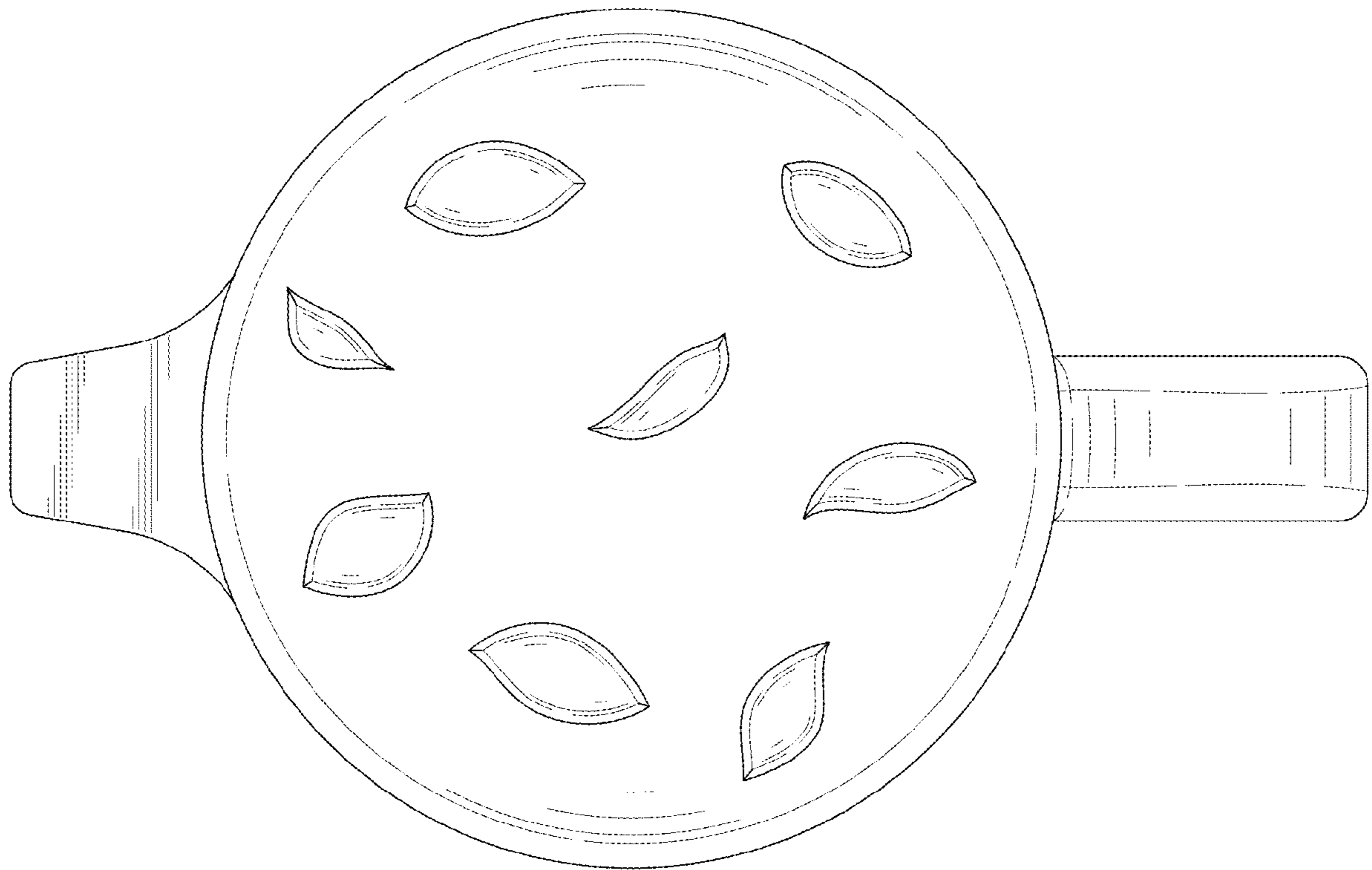


FIG. 7

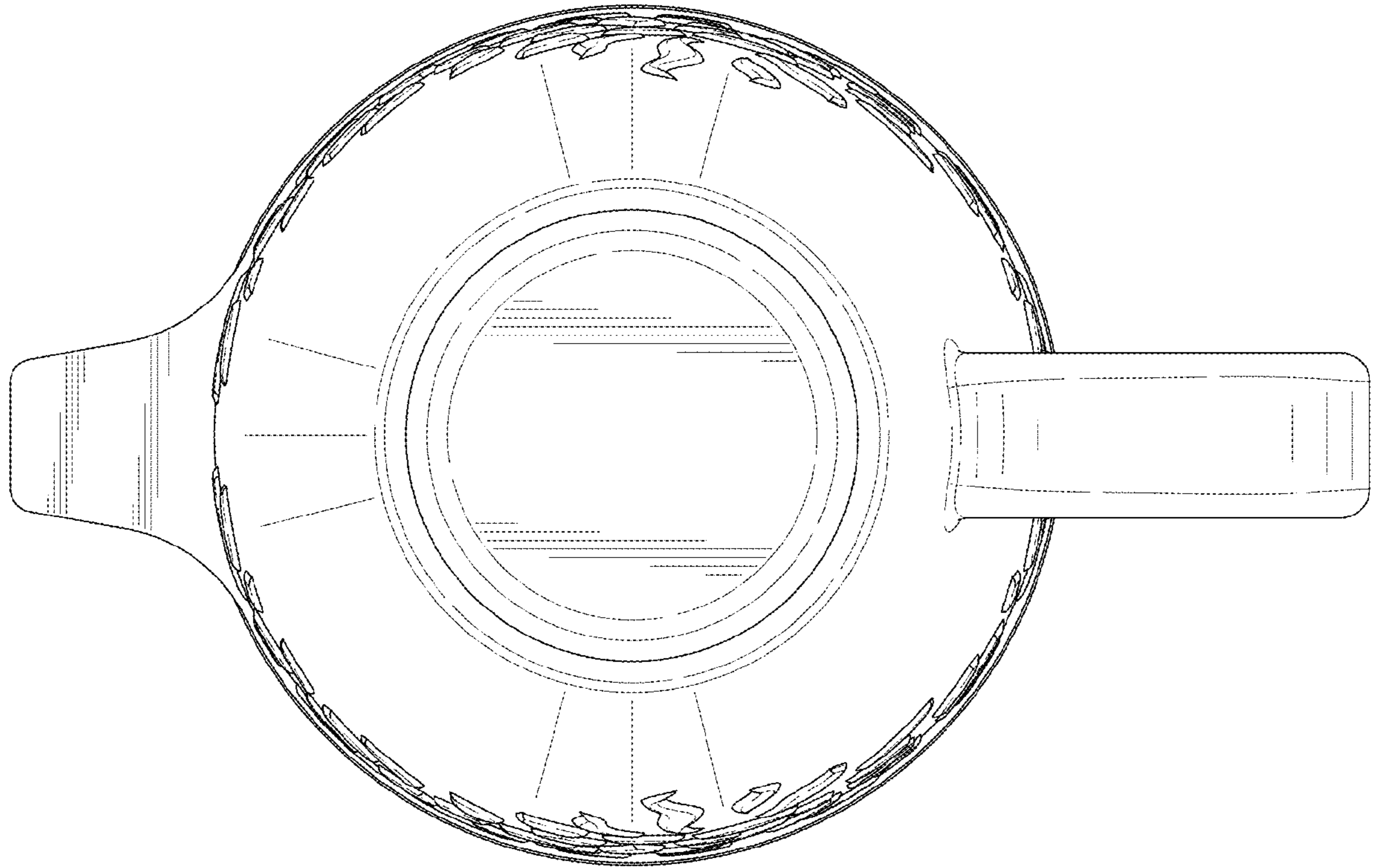


FIG. 8



FIG. 9