



US00D950291S

(12) **United States Design Patent** (10) **Patent No.:** **US D950,291 S**
Cailleton (45) **Date of Patent:** **** May 3, 2022**

(54) **POUR OVER COFFEE MAKER**

OTHER PUBLICATIONS

(71) Applicant: **Hua Ku (Shunde) Tech Electric Co., Ltd**, Guangdong (CN)

WACACO Coffee Maker | posted at Amazon.com, posted on Nov. 3, 2020 © 1996-2021 Amazon.com, [online], [site visited Nov. 6, 2021]. Available from Internet, <URL: <https://www.amazon.com/WACACO-Cuppamoka-Pour-Over-Portable-Stainless/dp/B08MJBYPGL/>> (Year: 2020).*

(72) Inventor: **Hugo Yves Lucien Cailleton**, Guangdong (CN)

(73) Assignee: **Hua Ku (Shunde) Tech Electric Co., Ltd**, Foshan (CN)

Primary Examiner — Michelle E. Wilson
Assistant Examiner — Andrew Kerr

(**) Term: **15 Years**

(57) **CLAIM**

(21) Appl. No.: **29/760,050**

The ornamental design for a pour over coffee maker, as shown and described.

(22) Filed: **Nov. 27, 2020**

(30) **Foreign Application Priority Data**

DESCRIPTION

May 29, 2020 (CN) 202030261390.4

(51) **LOC (13) Cl.** **07-01**

(52) **U.S. Cl.**
USPC **D7/309**

(58) **Field of Classification Search**
USPC D7/509, 510, 511, 523, 584, 300, 300.1, D7/312, 314, 321, 601, 602, 669, 679, D7/387, 397, 309; D9/443, 435
CPC A47G 19/16; A47G 19/22; A47G 19/2205; A47G 19/2266; A47G 19/2288; B65D 81/3837; B65D 43/02; A47J 31/10; A47J 31/02; A47J 31/005

See application file for complete search history.

FIG. 1 is a front elevational view of a pour over coffee maker showing my new design;
FIG. 2 is a rear elevational view thereof;
FIG. 3 is a left side elevational view thereof;
FIG. 4 is a right side elevational view thereof;
FIG. 5 is a top plan view thereof;
FIG. 6 is a bottom plan view thereof;
FIG. 7 is a top, front and left side perspective view thereof;
FIG. 8 is a top, rear and left side perspective view thereof;
FIG. 9 is a top, rear and right side perspective view thereof;
FIG. 10 is a top, front and right side perspective view thereof;
FIG. 11 is a bottom, front and right side perspective view thereof;
FIG. 12 is a bottom, front and left side perspective view thereof; and,
FIG. 13 is an exploded top, front and left side perspective view thereof.
The de-emphasized and half-tone portion shown within the broken lines in FIG. 13 depicts a portion of the pour over coffee maker that forms no part of the claimed design.


(56) **References Cited**

U.S. PATENT DOCUMENTS

D457,034 S *	5/2002	Bodum	D7/510
D579,720 S *	11/2008	Rohe	D7/509
D674,663 S *	1/2013	Cahen	D7/510
D702,086 S *	4/2014	Thurlow	D7/510
D851,458 S *	6/2019	Burns	D7/510

(Continued)

1 Claim, 13 Drawing Sheets



(56)

References Cited

U.S. PATENT DOCUMENTS

D874,287 S * 2/2020 Yourist D9/539
D884,425 S * 5/2020 Burns D7/510
D934,607 S * 11/2021 Cailleton D7/300

* cited by examiner




Fig. 1



Fig. 2



Fig. 3



Fig. 4



Fig. 5




Fig. 6



Fig. 7



Fig. 8




Fig. 9



Fig. 10




Fig. 11




Fig. 12




Fig. 13