



US00D950276S

(12) **United States Design Patent**  
**Bourgeois**

(10) **Patent No.:** **US D950,276 S**  
(45) **Date of Patent:** **\*\* May 3, 2022**

(54) **BACK AND HEADREST CUSHION ASSEMBLY**

(71) Applicant: **Bryan Joseph Bourgeois**, Austin, TX (US)

(72) Inventor: **Bryan Joseph Bourgeois**, Austin, TX (US)

(\*\*) Term: **15 Years**

(21) Appl. No.: **29/719,698**

(22) Filed: **Jan. 7, 2020**

(51) **LOC (13) Cl.** ..... **06-09**

(52) **U.S. Cl.**  
USPC ..... **D6/601**

(58) **Field of Classification Search**  
USPC ..... D6/595-601, 604, 606; D24/183, 190; D21/803, 809; D2/501  
CPC ..... A47C 20/00; A47C 20/021; A47C 7/742; A47C 7/021; A47D 15/001; A47D 15/008; A47G 9/00; A47G 9/10; B62J 1/26

See application file for complete search history.

(56) **References Cited**

**U.S. PATENT DOCUMENTS**

- 4,173,048 A \* 11/1979 Varaney ..... A47C 20/021 5/498
- 4,873,734 A \* 10/1989 Pollard ..... A47C 21/08 5/425
- 4,901,384 A \* 2/1990 Eary ..... A47C 20/021 5/632
- D409,038 S \* 5/1999 Rojas, Jr ..... D6/601

- 6,052,848 A \* 4/2000 Kelly ..... A47C 20/021 5/630
- 6,795,990 B1 \* 9/2004 Hutchinson D. C. .... A47C 20/021 5/490
- 8,074,310 B1 \* 12/2011 Robbins ..... A47C 20/025 5/632
- 9,193,285 B1 \* 11/2015 Jordan ..... B60N 2/75
- 10,736,444 B1 \* 8/2020 Leach ..... A61G 7/065
- 10,827,843 B2 \* 11/2020 Miller ..... A47C 20/025
- 2016/0106238 A1 \* 4/2016 Vargas ..... A47C 20/027 5/636
- 2018/0368593 A1 \* 12/2018 Bourgeois ..... A47G 9/1081

\* cited by examiner

*Primary Examiner* — Jennifer L Rempfer

(74) *Attorney, Agent, or Firm* — Soroker-Agmon-Nordman; Sharone Godesh

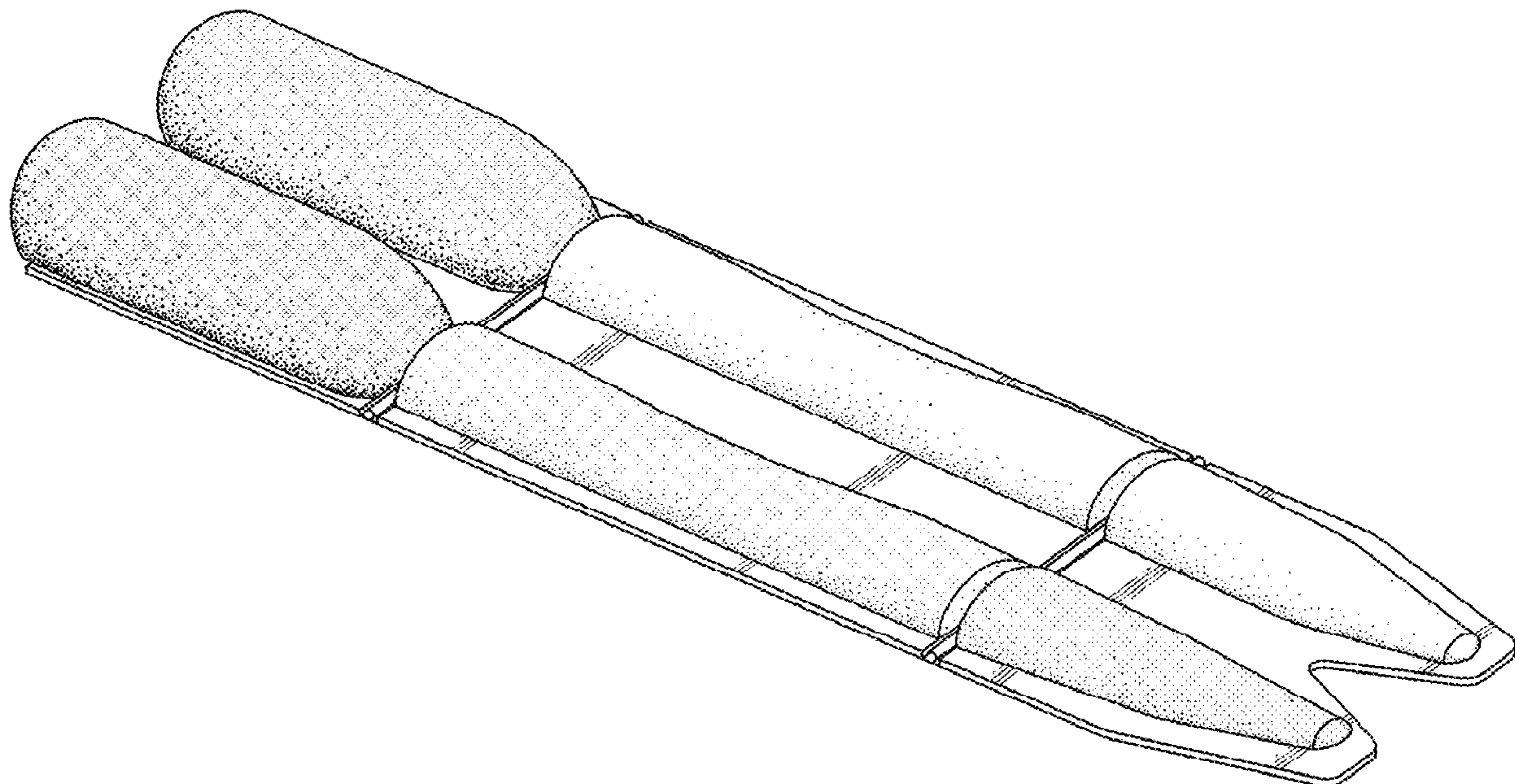
(57) **CLAIM**

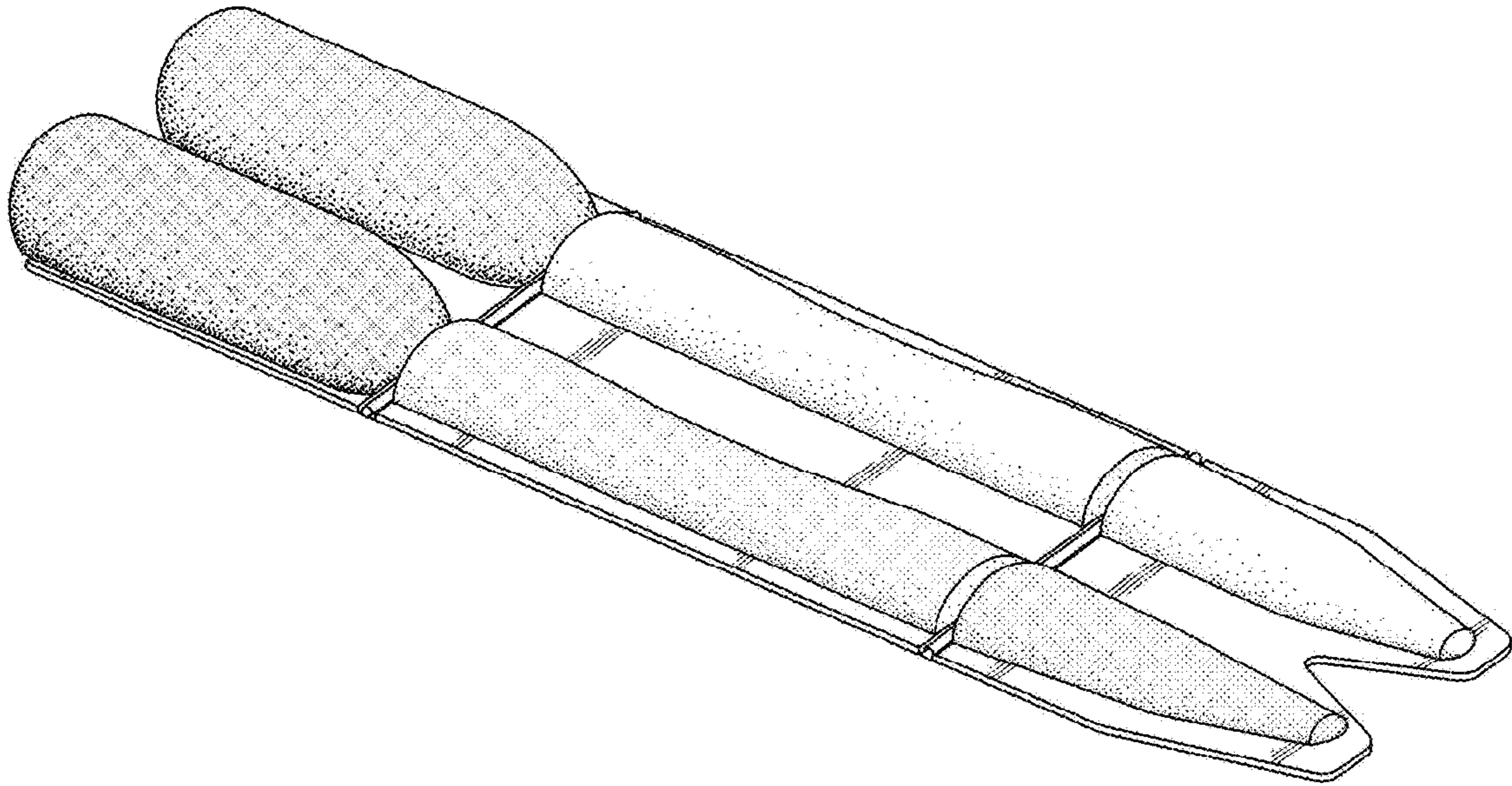
The ornamental design for a back and headrest cushion assembly, as shown and described.

**DESCRIPTION**

FIG. 1 is a front perspective view of the back and headrest cushion assembly;  
FIG. 2 is a left side view thereof; the right side view is a mirror image of the left side view;  
FIG. 3 is a front view thereof;  
FIG. 4 is a back side view thereof;  
FIG. 5 is a top side view thereof;  
FIG. 6 is a bottom side view thereof; and,  
FIG. 7 is a reclined view of the front perspective view thereof.

**1 Claim, 3 Drawing Sheets**

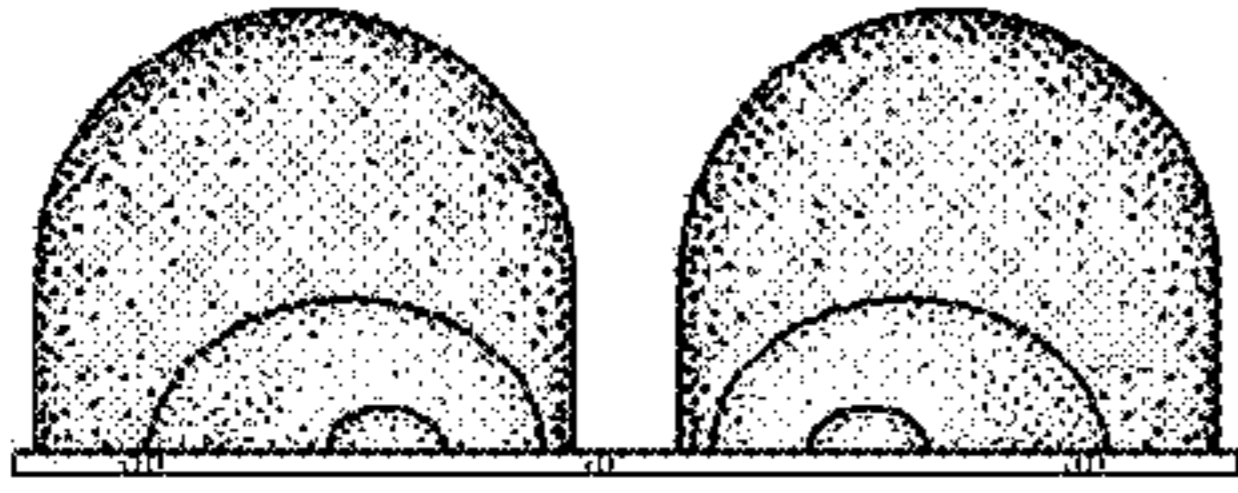




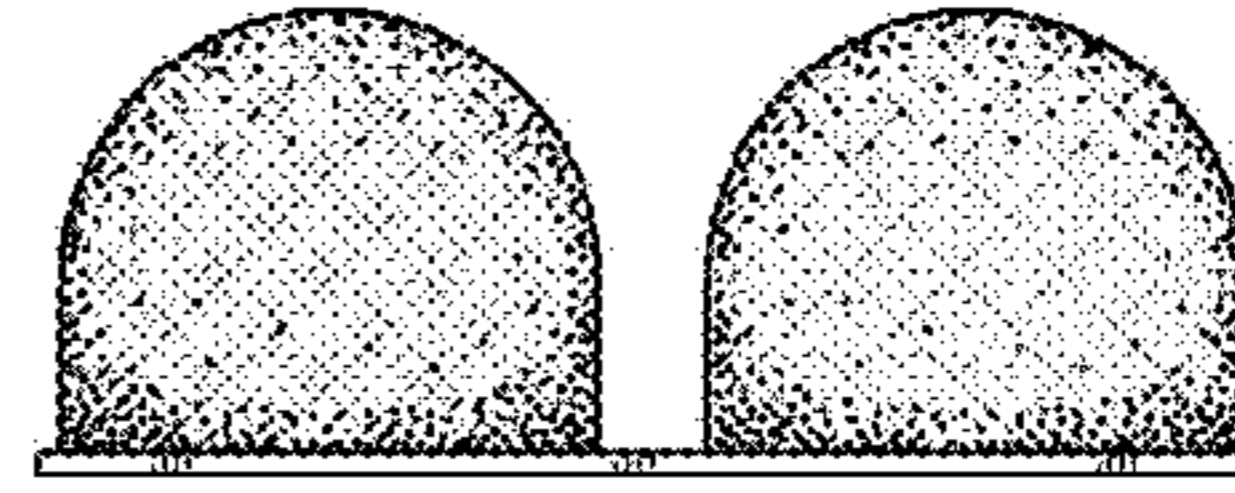
*FIG. 1*



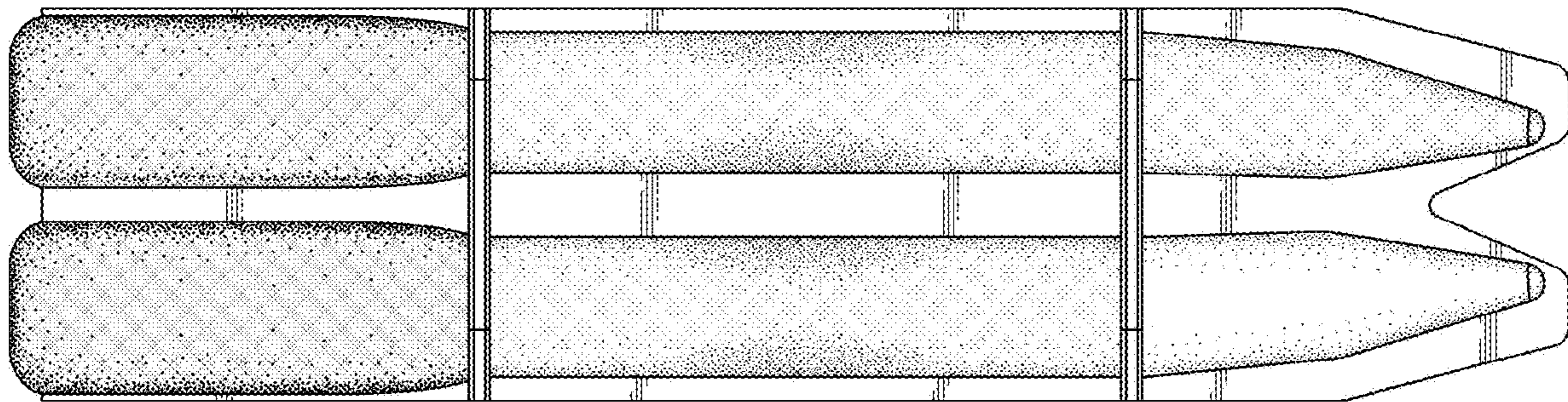
*FIG. 2*



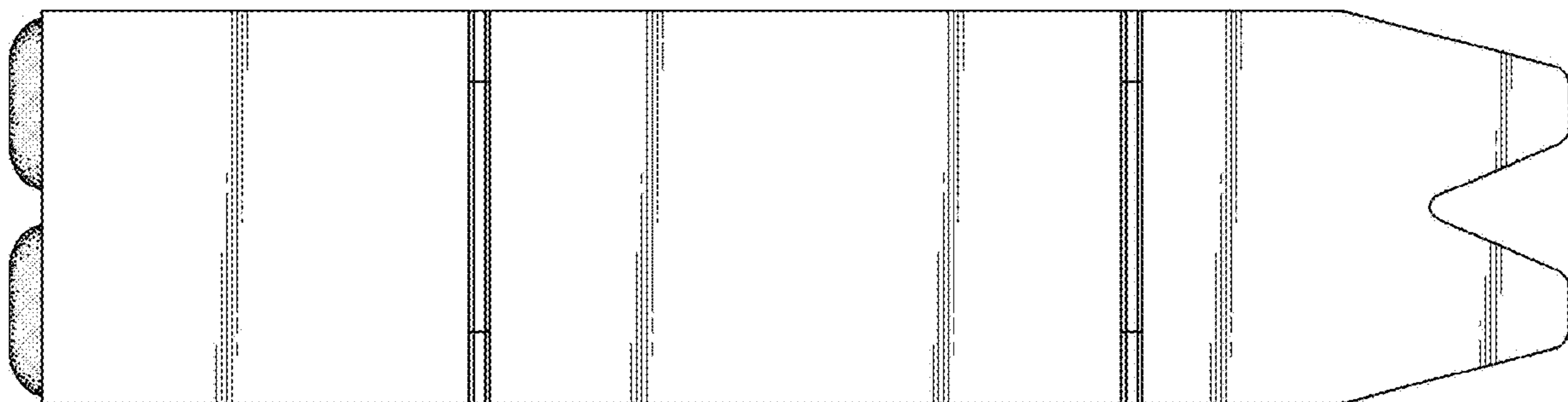
*FIG. 3*



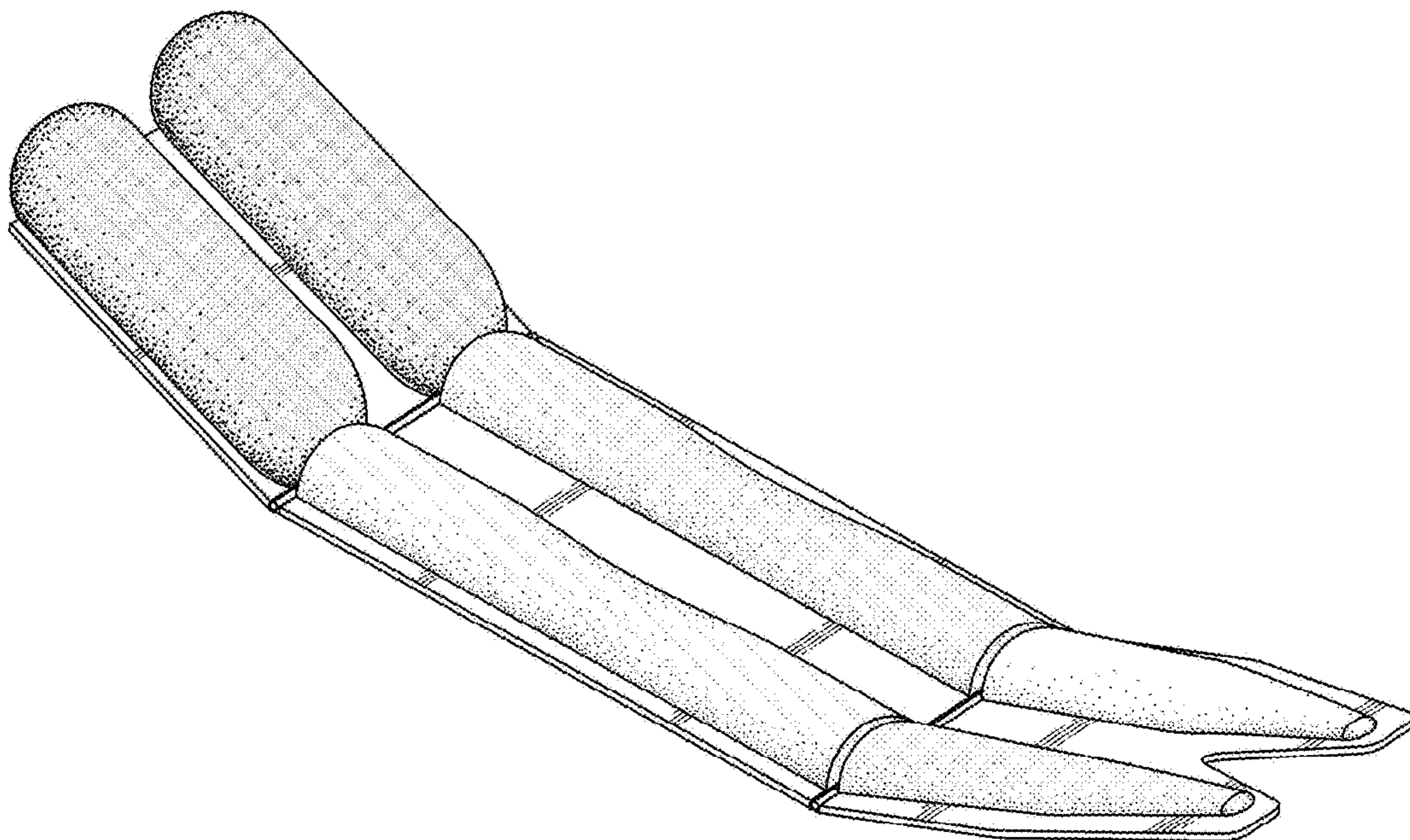
*FIG. 4*



*FIG. 5*



*FIG. 6*



*FIG. 7*