



US00D950242S

(12) **United States Design Patent** (10) **Patent No.:** **US D950,242 S**
Wang (45) **Date of Patent:** **** May 3, 2022**

(54) **PROTECTIVE CASE**

(71) Applicant: **Jian Wang**, Shanxi (CN)

(72) Inventor: **Jian Wang**, Shanxi (CN)

(**) Term: **15 Years**

(21) Appl. No.: **29/785,417**

(22) Filed: **May 25, 2021**

(51) **LOC (13) Cl.** **03-01**

(52) **U.S. Cl.**
USPC **D3/269**; D11/221

(58) **Field of Classification Search**
USPC D3/201, 269, 315, 318; D11/221
CPC A44B 19/26; A44B 19/24; A44B 19/04;
A47G 25/902
See application file for complete search history.

(56) **References Cited**

U.S. PATENT DOCUMENTS

D527,176 S *	8/2006	Andre	D3/218
D540,539 S *	4/2007	Gutierrez	D3/269
D604,945 S *	12/2009	Tkachuk	D3/218
D643,778 S *	8/2011	Hasegawa	D11/221
D648,246 S *	11/2011	Hasegawa	D11/221
D734,022 S *	7/2015	Harper	D3/218
D779,373 S	2/2017	Mayo		

D795,803 S *	8/2017	Wang	D13/108
D829,602 S *	10/2018	Hung	D11/221
D833,910 S *	11/2018	Hung	D11/221
D860,630 S	9/2019	Schaumann et al.		
D868,451 S *	12/2019	Harper	D3/201
D902,589 S *	11/2020	Li	D3/294
D912,485 S *	3/2021	Wang	D8/31
D913,844 S *	3/2021	Hung	D11/221
D918,569 S *	5/2021	Clearman	D3/201
D919,294 S *	5/2021	Fang	D3/294
D930,350 S *	9/2021	Zastawny	D3/201

* cited by examiner

Primary Examiner — Holly E Thurman

(74) *Attorney, Agent, or Firm* — ScienBiziP, P.C.

(57) **CLAIM**

The ornamental design for a protective case, as shown and described.

DESCRIPTION

FIG. 1 is a front, right, and top perspective view of a protective case, showing my design.

FIG. 2 is a front elevation view thereof.

FIG. 3 is a rear elevation view thereof.

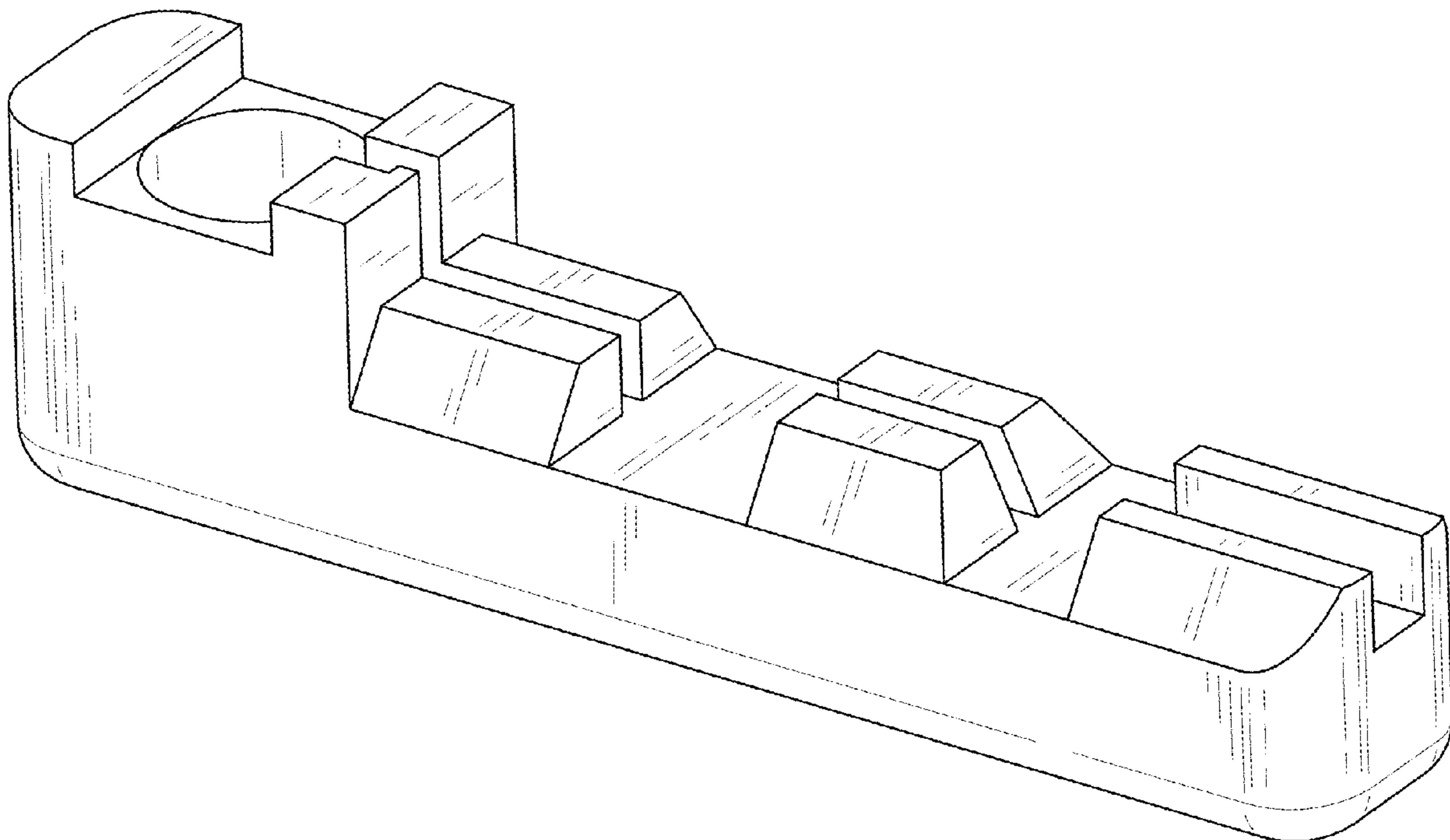
FIG. 4 is a left side elevation view thereof.

FIG. 5 is a right side elevation view thereof.

FIG. 6 is a top plan view thereof; and,

FIG. 7 is a bottom plan view thereof.

1 Claim, 7 Drawing Sheets



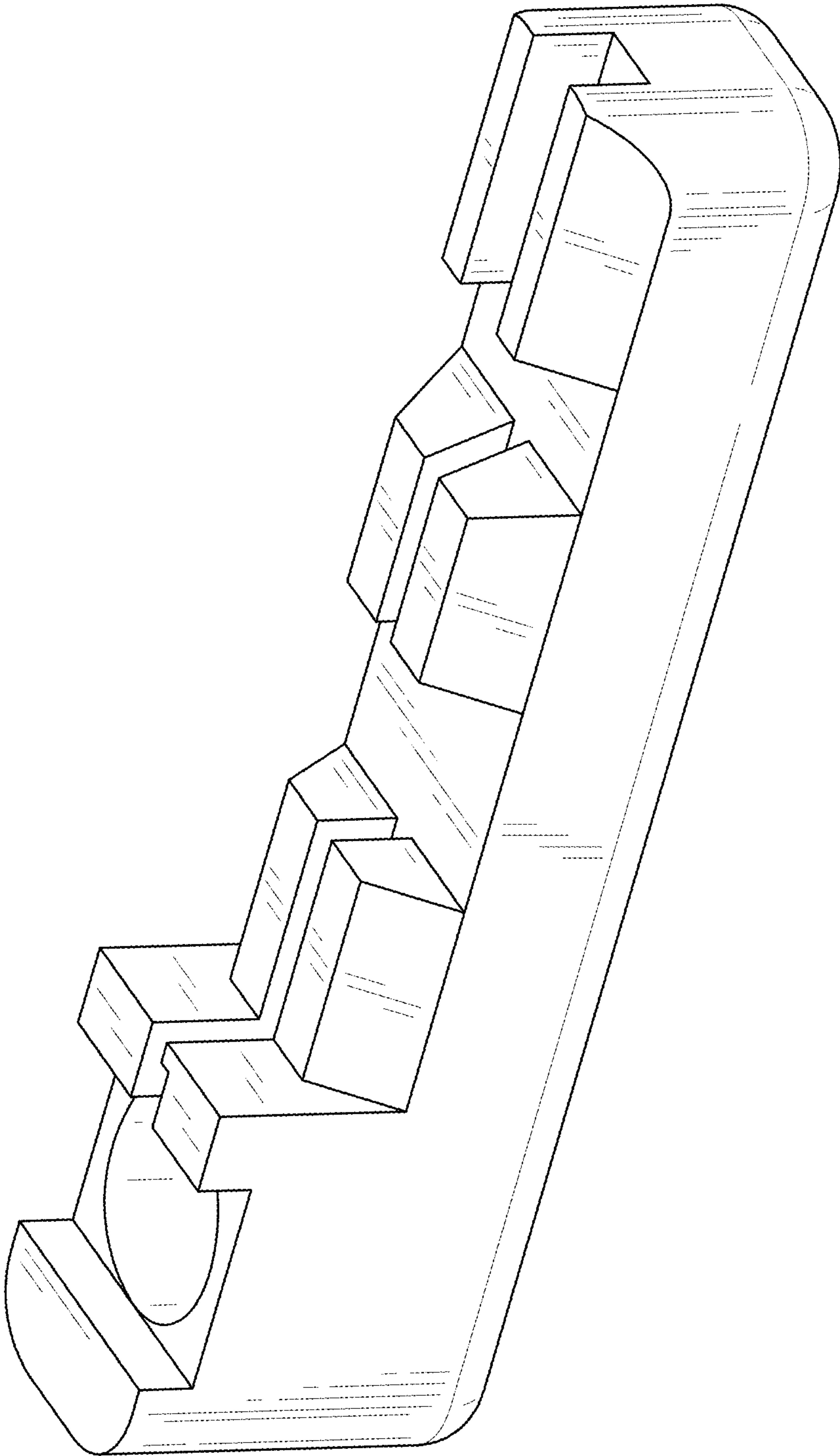


FIG. 1

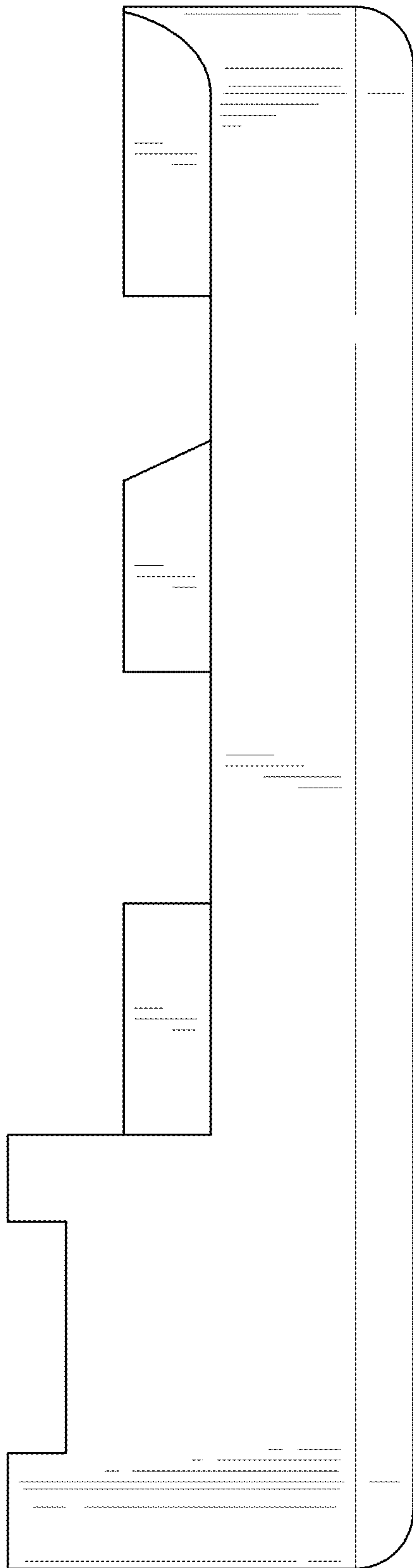


FIG. 2

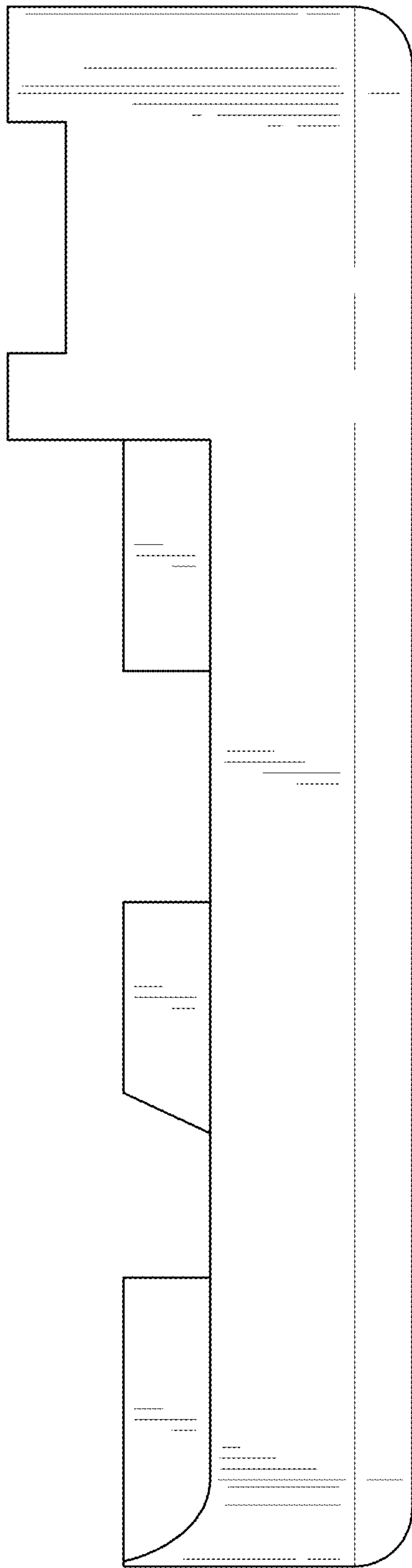


FIG. 3




FIG. 4

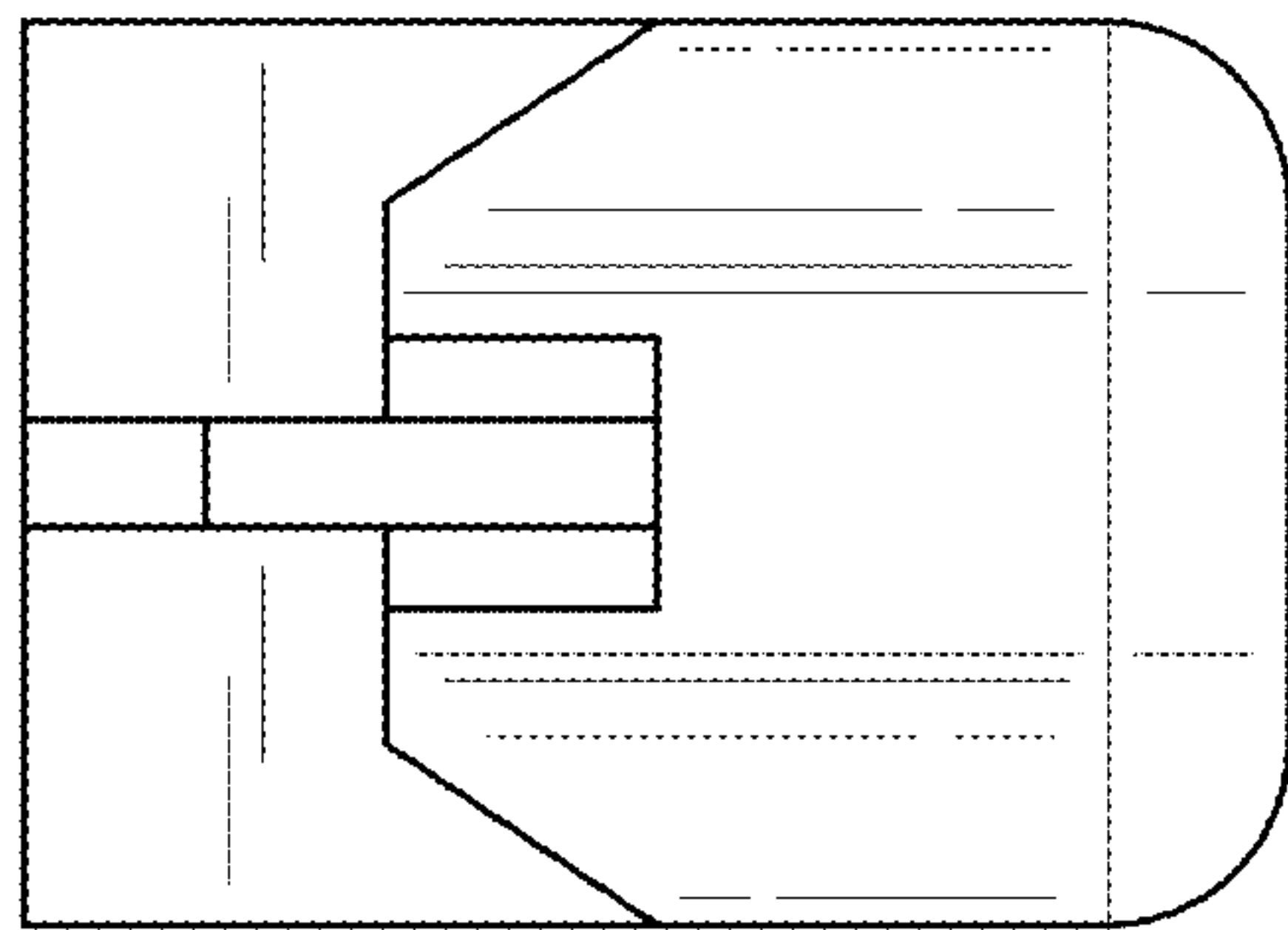


FIG. 5

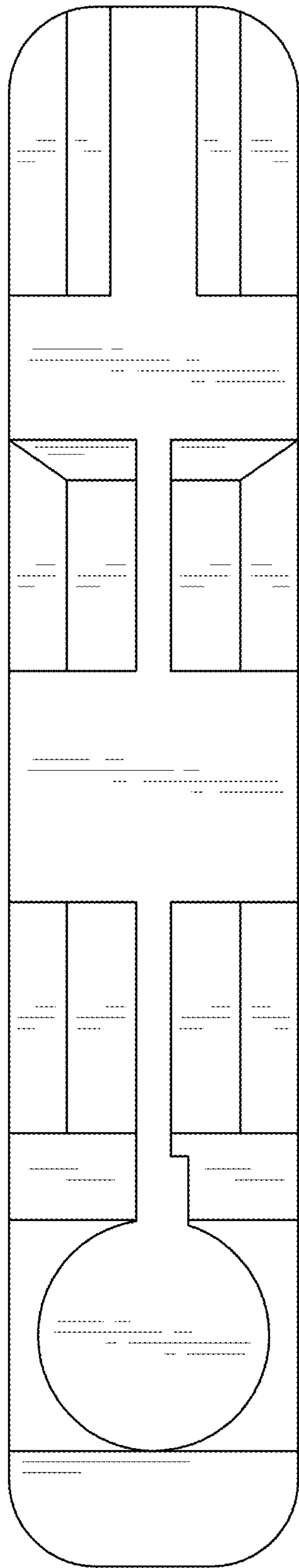


FIG. 6




FIG. 7