



US00D950232S

(12) **United States Design Patent**
Li

(10) **Patent No.:** **US D950,232 S**
(45) **Date of Patent:** **** May 3, 2022**

(54) **HEATING SOCK**

(71) Applicant: **Juan Li**, Jiaxing (CN)

(72) Inventor: **Juan Li**, Jiaxing (CN)

(**) Term: **15 Years**

(21) Appl. No.: **29/786,348**

(22) Filed: **May 31, 2021**

(51) **LOC (13) Cl.** **02-04**

(52) **U.S. Cl.**
USPC **D2/980**

(58) **Field of Classification Search**
USPC D2/980-994
See application file for complete search history.

(56) **References Cited**

U.S. PATENT DOCUMENTS

D647,294 S 10/2011 Thelin
D878,740 S * 3/2020 Zeng D2/980
D899,760 S * 10/2020 Kuang D2/980

D904,004 S * 12/2020 Kuang D2/980
2009/0178179 A1* 7/2009 Liu A41B 11/00
2/239
2011/0314591 A1* 12/2011 Mitsuno D04B 1/265
2/239

* cited by examiner

Primary Examiner — Jennifer L Watkins

(74) *Attorney, Agent, or Firm* — Justin Lampel

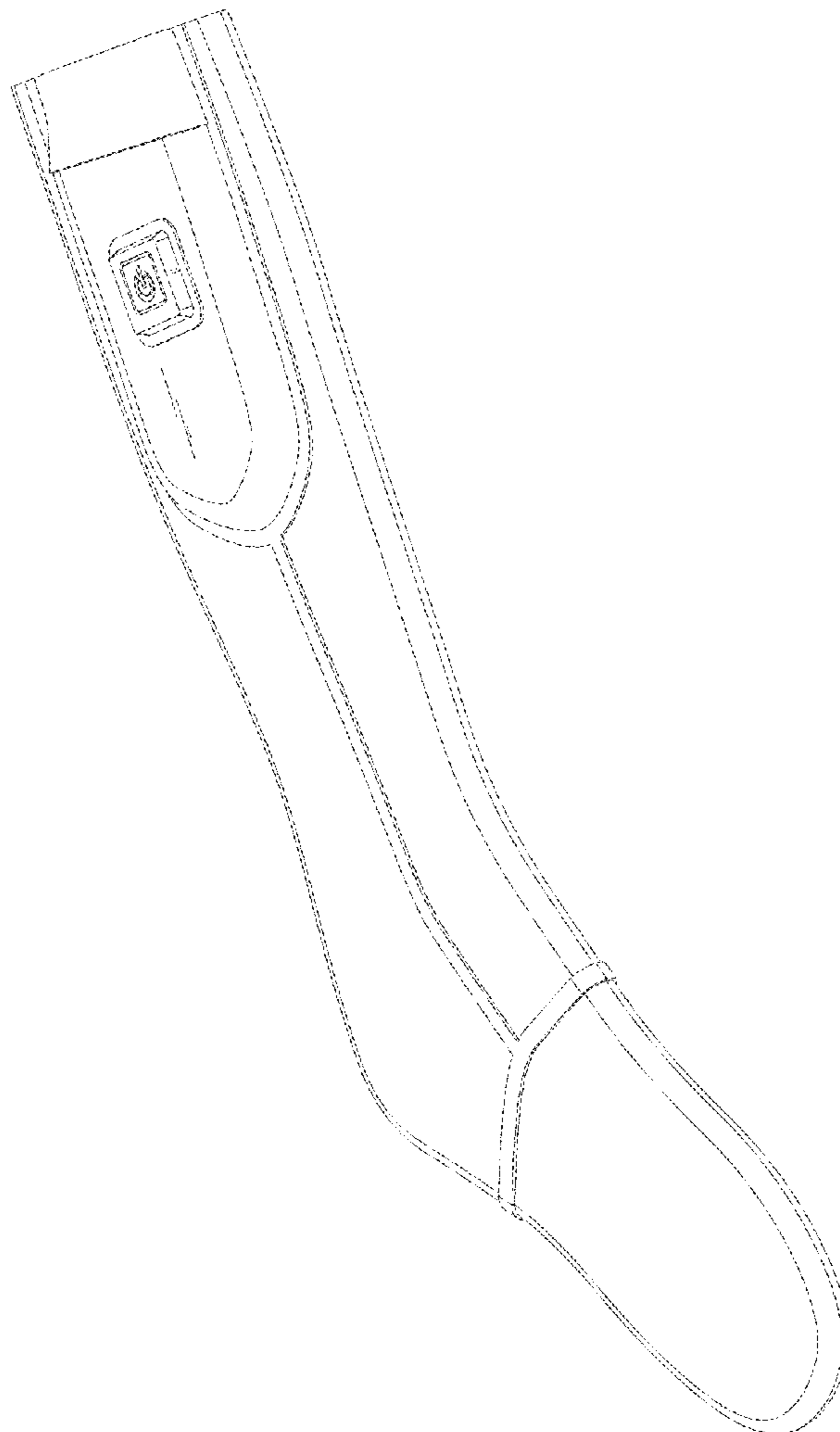
(57) **CLAIM**

I claim the ornamental design for a heating sock, as shown and described.

DESCRIPTION

FIG. 1 is a perspective view of a heating sock showing the claimed design;
FIG. 2 is a top plan view thereof;
FIG. 3 is a left side view thereof;
FIG. 4 is a front elevation view thereof;
FIG. 5 is a right side view thereof;
FIG. 6 is a rear elevation view thereof; and,
FIG. 7 is a bottom plan view thereof.

1 Claim, 7 Drawing Sheets



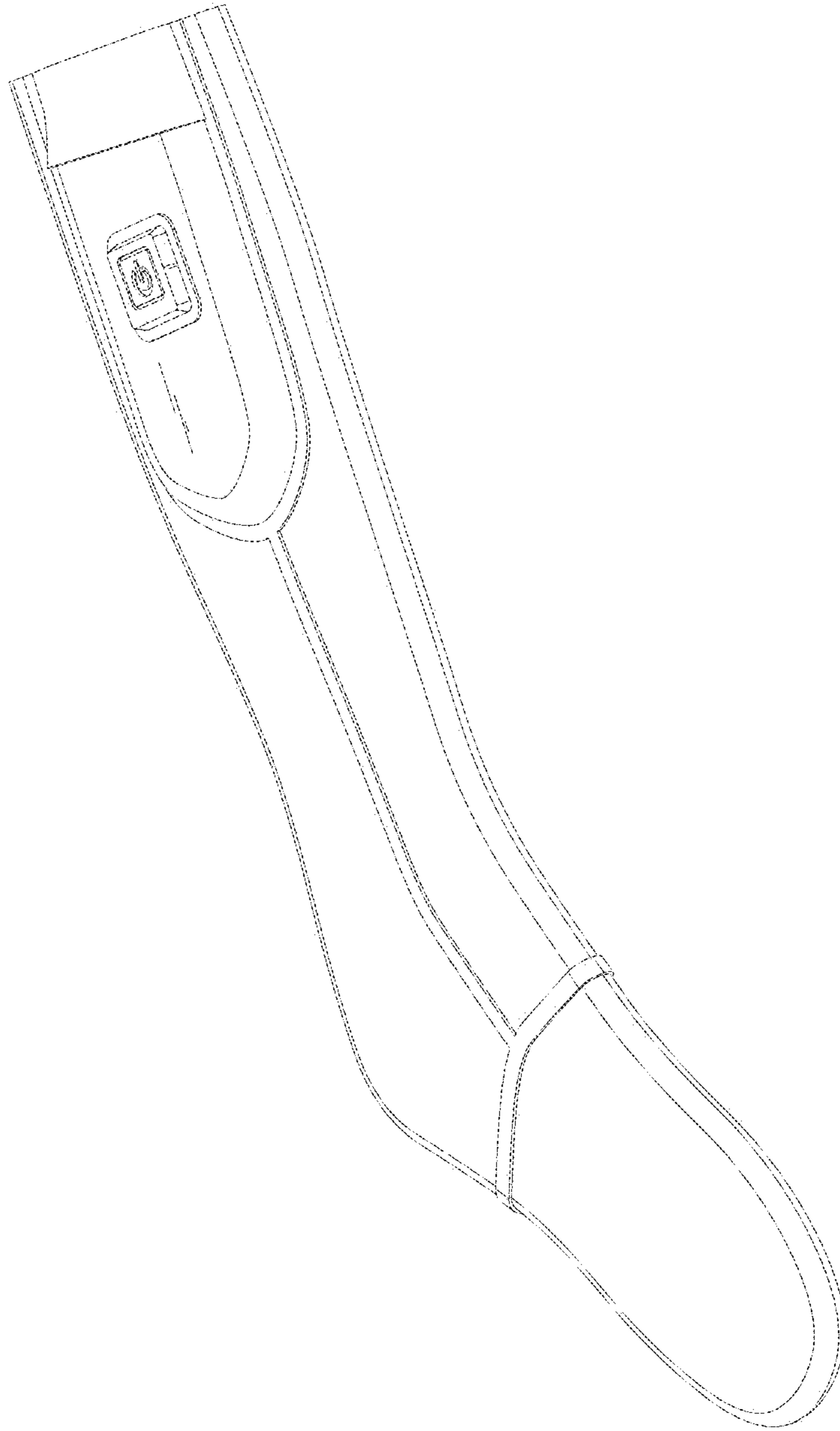


FIG.1




FIG.2




FIG.3



FIG.4




FIG. 5

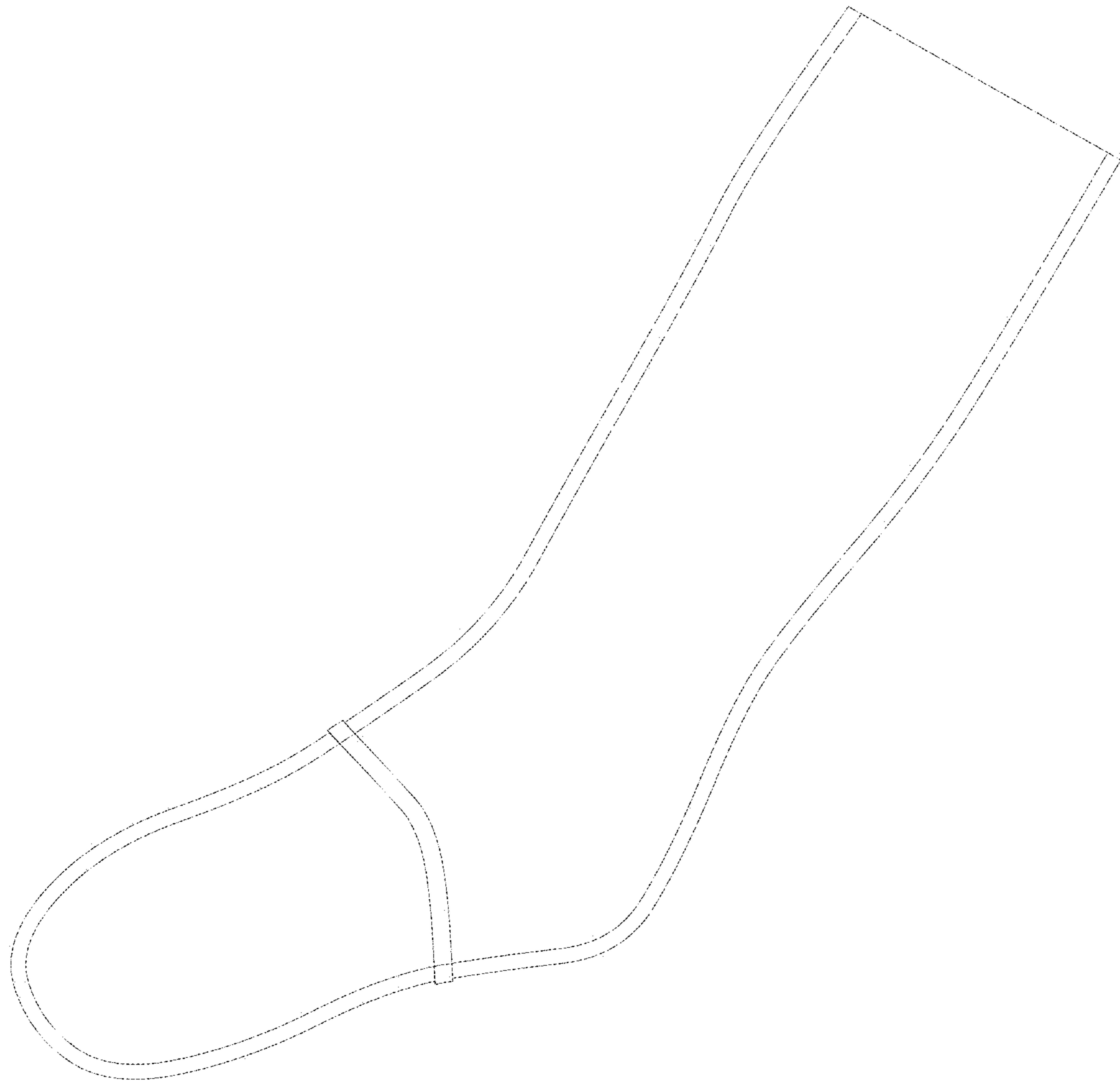


FIG. 6




FIG. 7