



US00D950230S

(12) **United States Design Patent** (10) **Patent No.:** **US D950,230 S**
Prochazka (45) **Date of Patent:** **** May 3, 2022**

(54) **BAREFOOT FOOTWEAR**
(71) Applicant: **Skidders Technologies s.r.o.**, Brno (CZ)
(72) Inventor: **Petr Prochazka**, Brno (CZ)
(73) Assignee: **SKIDNERS TECHNOLOGIES S.R.O.**, Brno (CZ)
(**) Term: **15 Years**
(21) Appl. No.: **29/708,489**
(22) Filed: **Oct. 7, 2019**
Related U.S. Application Data
(63) Continuation of application No. 29/583,317, filed on Dec. 7, 2016, now Pat. No. Des. 862,063.
(30) **Foreign Application Priority Data**
Jun. 9, 2016 (EM) 003182864-0001
(51) **LOC (13) Cl.** **02-04**
(52) **U.S. Cl.**
USPC **D2/980**
(58) **Field of Classification Search**
USPC D2/902, 907, 909, 919-921, 957, 969, D2/980
CPC A61F 5/0111; A61F 13/066; A61F 5/0127; A61F 13/08; A61F 13/101; A61F 5/14; A61F 13/065; A41B 11/02; A41B 11/003; A41B 2400/20; A41B 2400/60; D04B 1/26
See application file for complete search history.

(56) **References Cited**
U.S. PATENT DOCUMENTS
D125,566 S * 3/1941 Goulding D2/920
3,013,564 A 12/1961 Levey

4,255,819 A 3/1981 Klingspor
4,615,188 A 10/1986 Hursh et al.
D297,068 S * 8/1988 Lee D2/920
D345,251 S 3/1994 Pounds
5,617,585 A * 4/1997 Fons A41B 11/007
2/239
D391,742 S * 3/1998 Bogdanski D2/896
D401,758 S 12/1998 Huff
D427,762 S 7/2000 Reigenborn et al.
6,138,281 A * 10/2000 Chiaruttini A41B 11/00
2/239
6,230,525 B1 5/2001 Dunlap
6,308,438 B1 * 10/2001 Throneburg A43B 1/02
36/11
D478,718 S 8/2003 Northcraft
7,012,525 B1 * 3/2006 Ghioto A43B 1/0045
2/239
D608,083 S * 1/2010 Rosenblatt D2/980
D624,300 S 9/2010 Hollingsworth et al.
D650,574 S 12/2011 Loth et al.
D696,509 S 12/2013 Caruthers
D791,466 S * 7/2017 Flynn D2/980
D819,934 S * 6/2018 Nagel D2/909
D819,936 S * 6/2018 Nagel D2/909
D819,937 S * 6/2018 Nagel D2/909

(Continued)

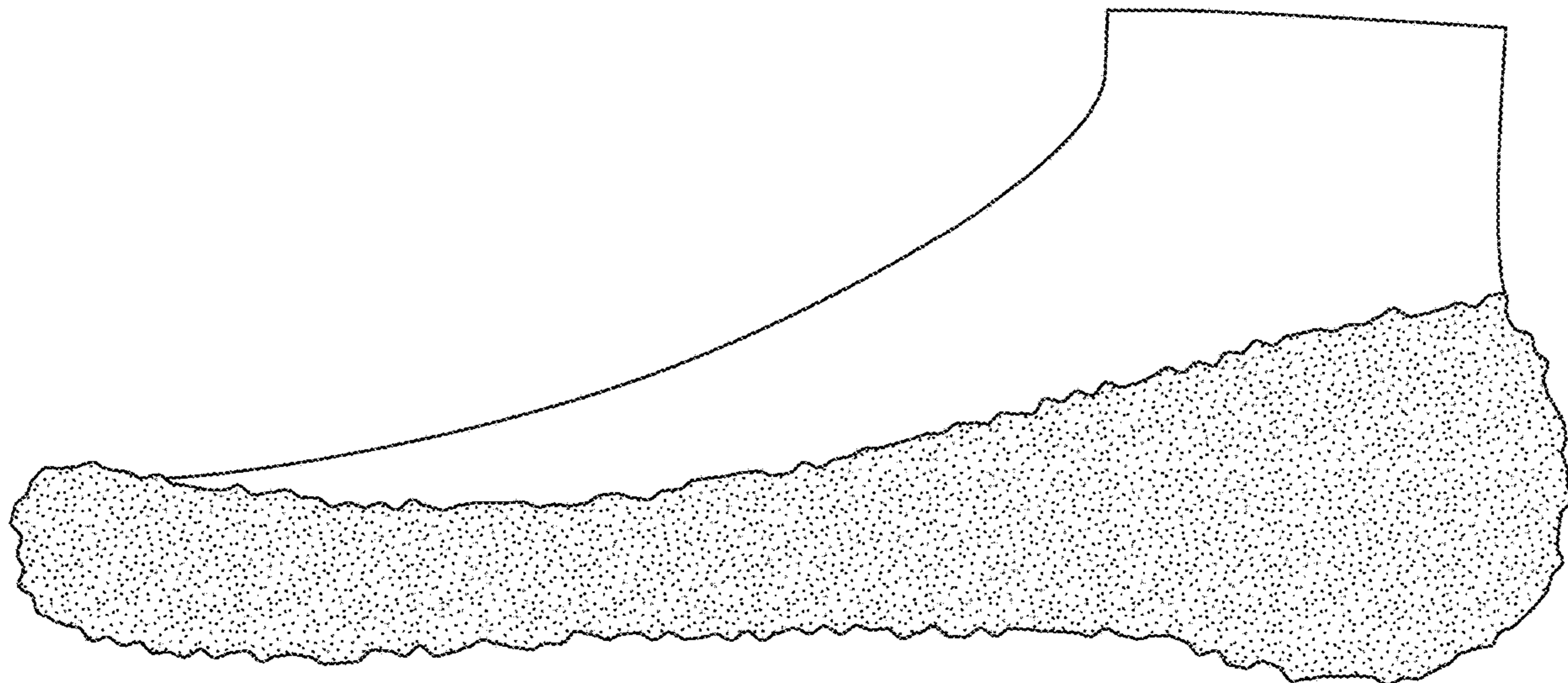
Primary Examiner — Jennifer L Watkins
(74) Attorney, Agent, or Firm — Fox Rothschild LLP

(57) **CLAIM**
The ornamental design for a barefoot footwear, as shown and described.

DESCRIPTION

FIG. 1 is a left side elevational view of a barefoot footwear according to the present disclosure;
FIG. 2 is a front elevational view thereof;
FIG. 3 is a rear side elevational view thereof;
FIG. 4 is a bottom plan view thereof; and,
FIG. 5 is a top plan view thereof.

1 Claim, 5 Drawing Sheets



(56)

References Cited

U.S. PATENT DOCUMENTS

D930,958 S *	9/2021	Dayon	D2/919
2006/0143801 A1	7/2006	Lambertz	
2009/0113602 A1	5/2009	Lambertz	
2013/0269211 A1 *	10/2013	Deans	A41B 11/008 36/84
2016/0029705 A1 *	2/2016	Habert	A43B 3/101 2/239

* cited by examiner

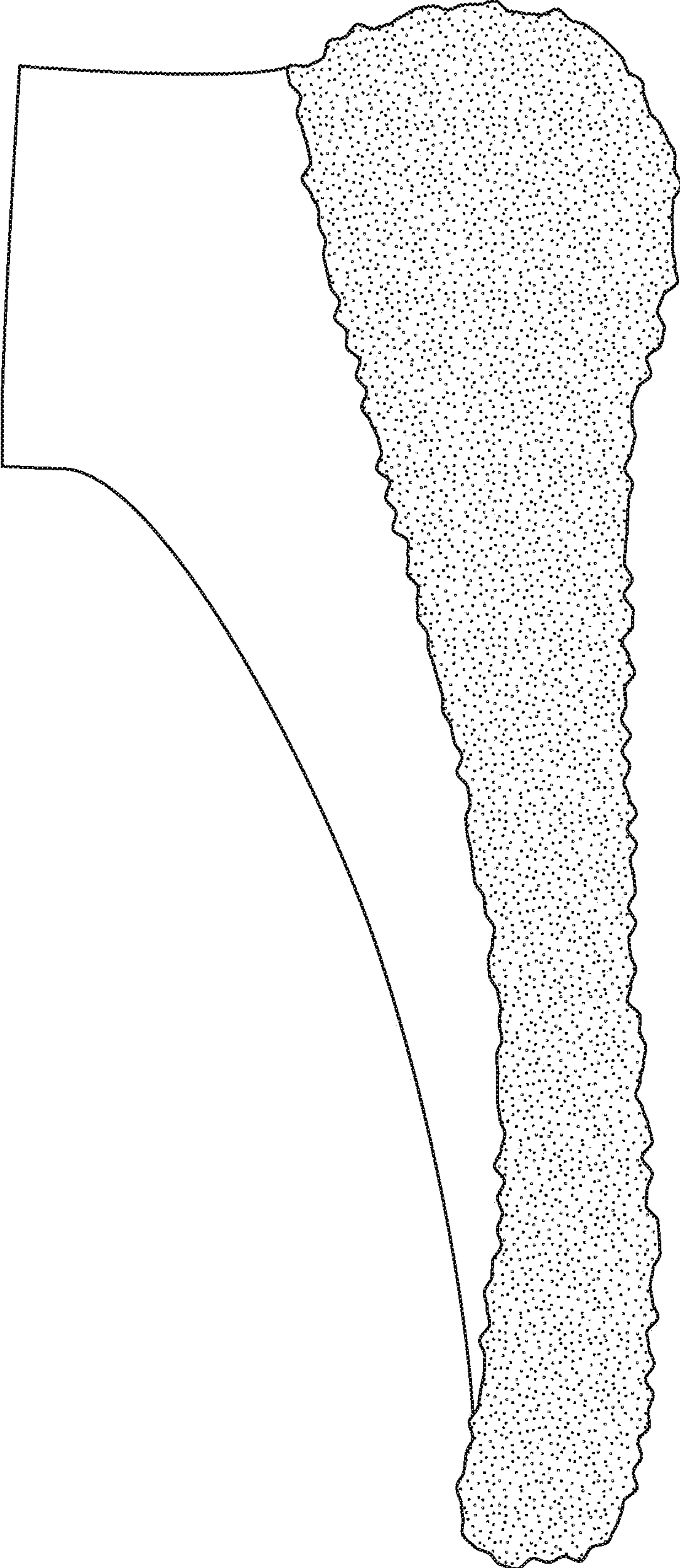


FIG. 1

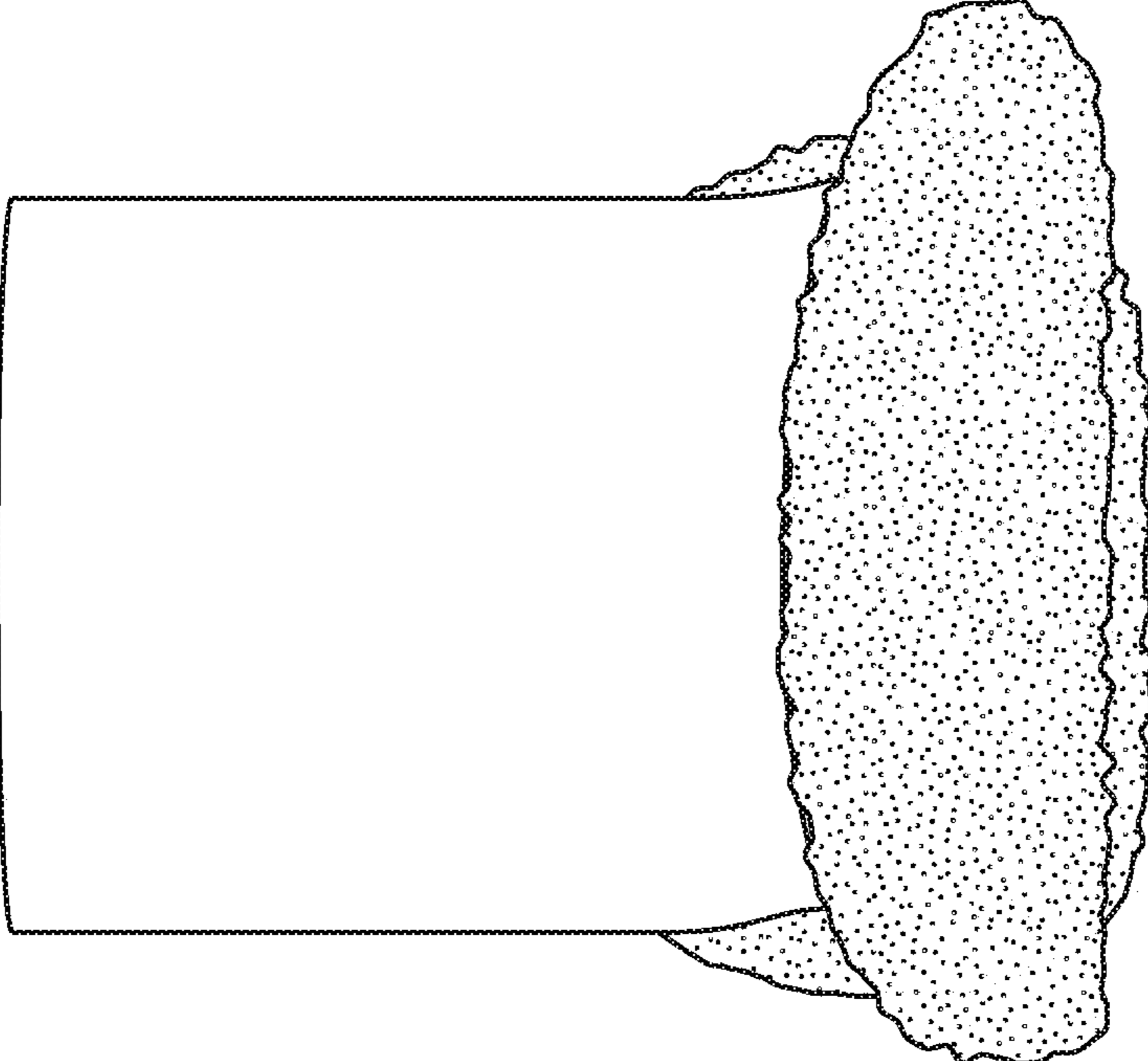


FIG. 2

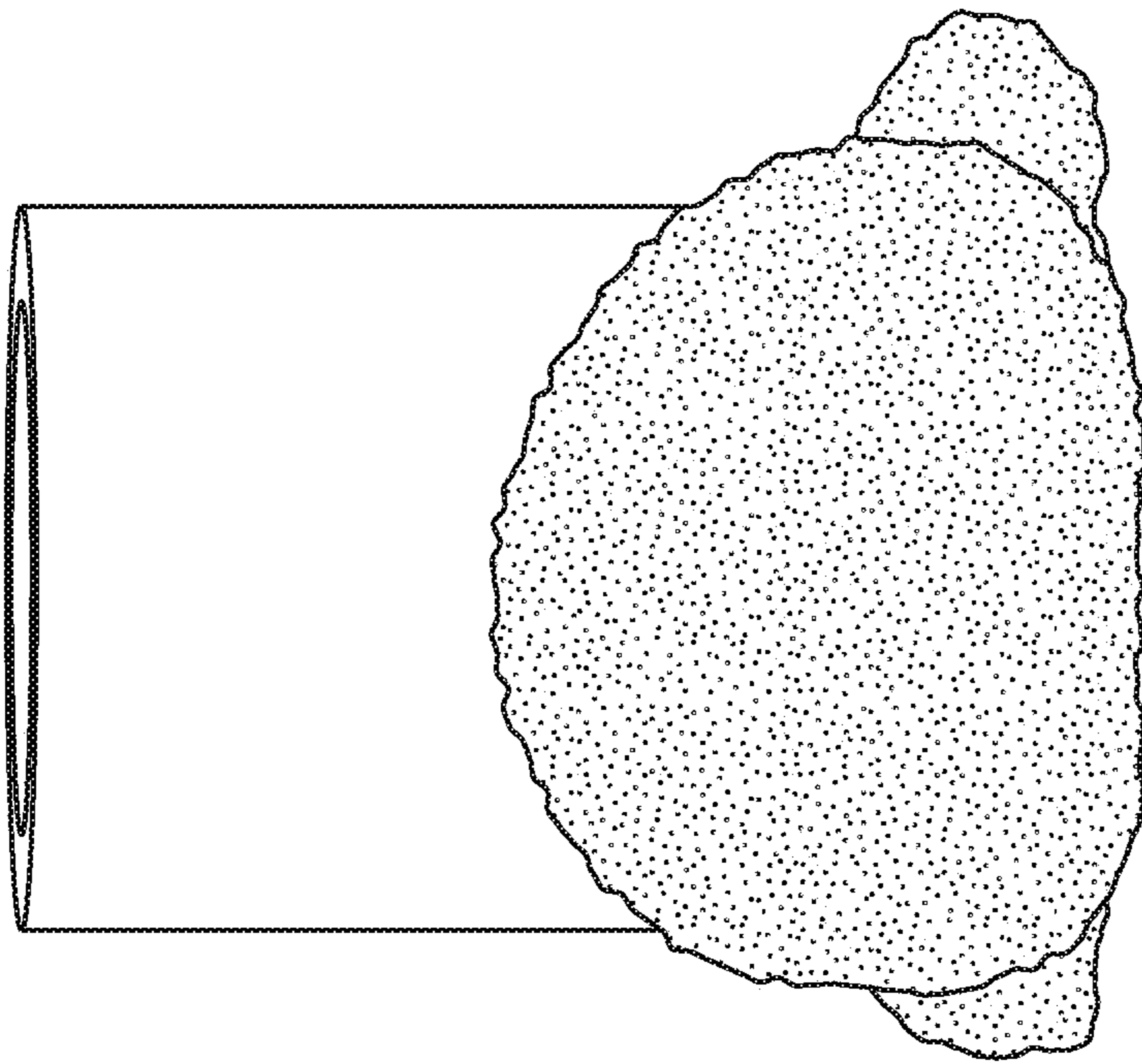


FIG. 3

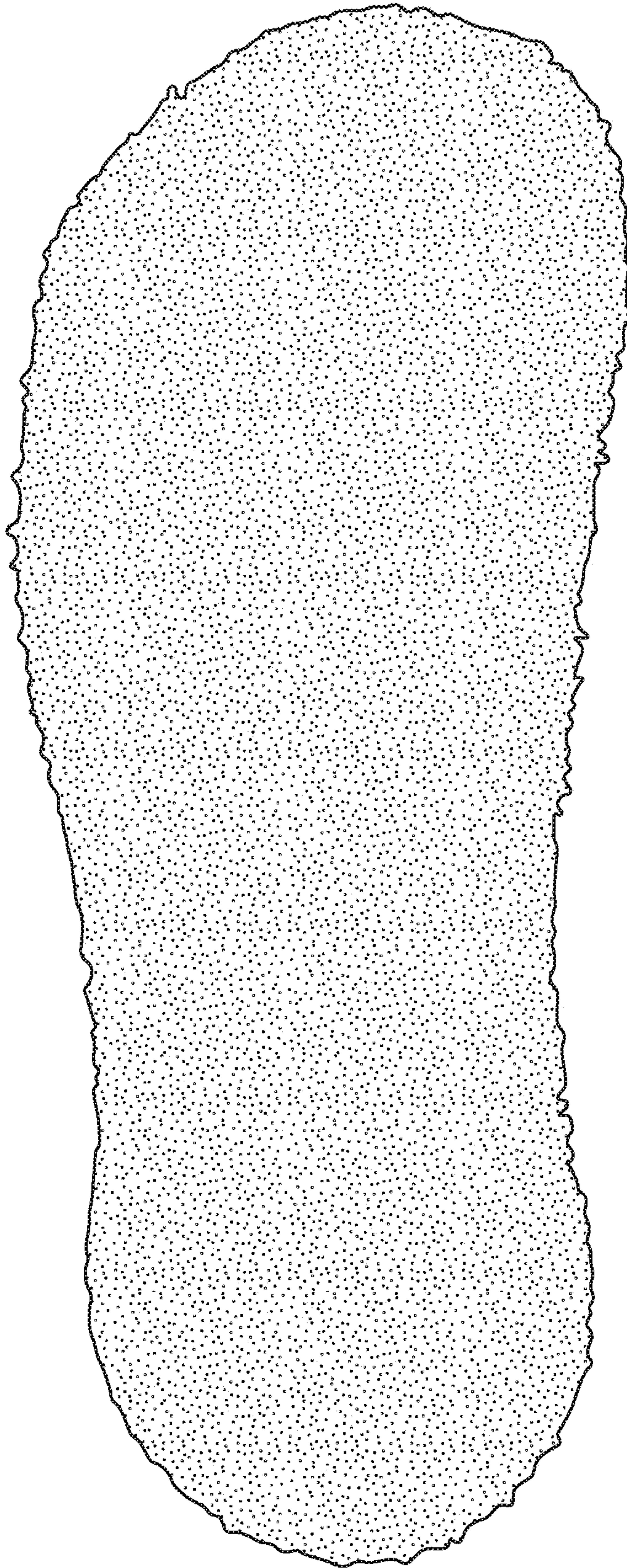


FIG. 4

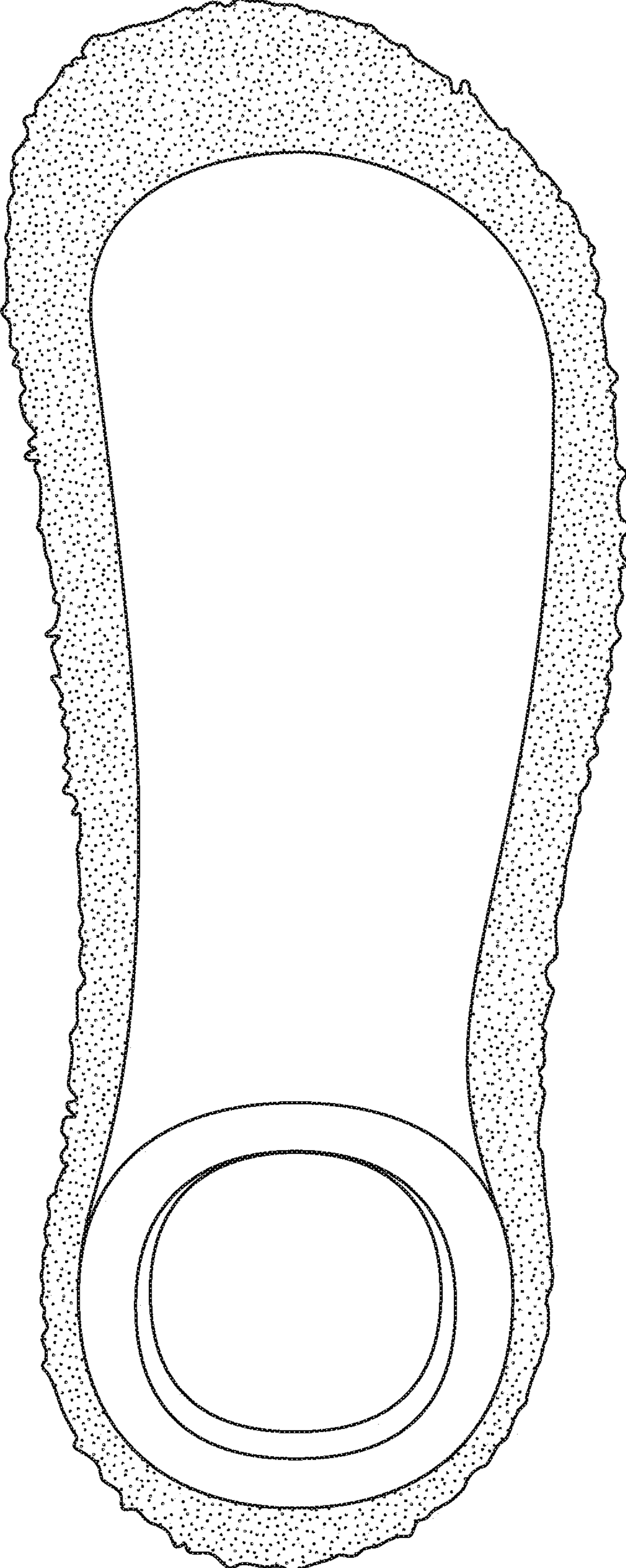


FIG. 5