

US00D950221S

(12) **United States Design Patent** (10) **Patent No.:** **US D950,221 S**
Miranda (45) **Date of Patent:** **** May 3, 2022**

(54) **INSOLE** 7,703,219 B2 * 4/2010 Beck A43B 17/08
36/44
(71) Applicant: **Scholl's Wellness Company LLC,** D626,321 S * 11/2010 Cagner D2/961
Parsippany, NJ (US) D657,543 S * 4/2012 Bove D2/961
D659,366 S * 5/2012 Madvin D2/961
(72) Inventor: **Daniel Miranda,** Basking Ridge, NJ D663,516 S * 7/2012 Della Valle D2/954
(US) D698,137 S * 1/2014 Carr D2/961
D707,930 S * 7/2014 Raysse D2/954
D711,636 S * 8/2014 Christensen D2/954
(73) Assignee: **Scholl's Wellness Company LLC,** D715,525 S * 10/2014 Silverman D2/954
Parsippany, NJ (US) D716,025 S * 10/2014 Seo D2/954
(Continued)

(**) Term: **15 Years**

(21) Appl. No.: **29/746,460**

(22) Filed: **Aug. 13, 2020**

(51) **LOC (13) Cl.** **02-04**

(52) **U.S. Cl.**
USPC **D2/961**

(58) **Field of Classification Search**
USPC D2/914, 916, 919, 923, 946, 947-960,
D2/961, 962, 976, 977; D24/124-126
CPC A43B 17/00; A43B 17/003; A43B 17/006;
A43B 17/02; A43B 17/023; A43B 17/03;
A43B 17/08; A43B 17/14; A43B 13/00;
A43B 13/02; A43B 13/04; A43B 13/12;
A43B 13/14; A43B 13/20; A43B 13/24;
A43B 13/40; A43B 13/41; A43B 13/42;
A43B 11/007; A43B 11/008; A43B 11/02
See application file for complete search history.

(56) **References Cited**

U.S. PATENT DOCUMENTS

D315,634 S * 3/1991 Yung-Mao D2/954
D336,977 S * 7/1993 Sensi D2/954
D399,040 S * 10/1998 Merceron D2/954
D474,588 S * 5/2003 Dean D2/961
D565,286 S * 4/2008 McClaskie D2/954
D576,396 S * 9/2008 Wolff D2/946
D576,780 S * 9/2008 Jolicoeur D2/946
D591,494 S * 5/2009 Jolicoeur D2/961
D599,091 S * 9/2009 Della Valle D2/951

OTHER PUBLICATIONS

Amazon.com, Dr. Scholl's Float On Air Insoles, announced Mar. 15, 2021 [online], [site visited Aug. 23, 2021]. Available from internet, URL: <https://www.amazon.com/Dr-Scholls-Insoles-Inserts-Relieve/dp/B08YZ65MDW> (Year: 2021).*

Primary Examiner — Elizabeth J Oswecki
Assistant Examiner — Yelizaveta Y Masalimova
(74) *Attorney, Agent, or Firm* — Lowenstein Sandler LLP

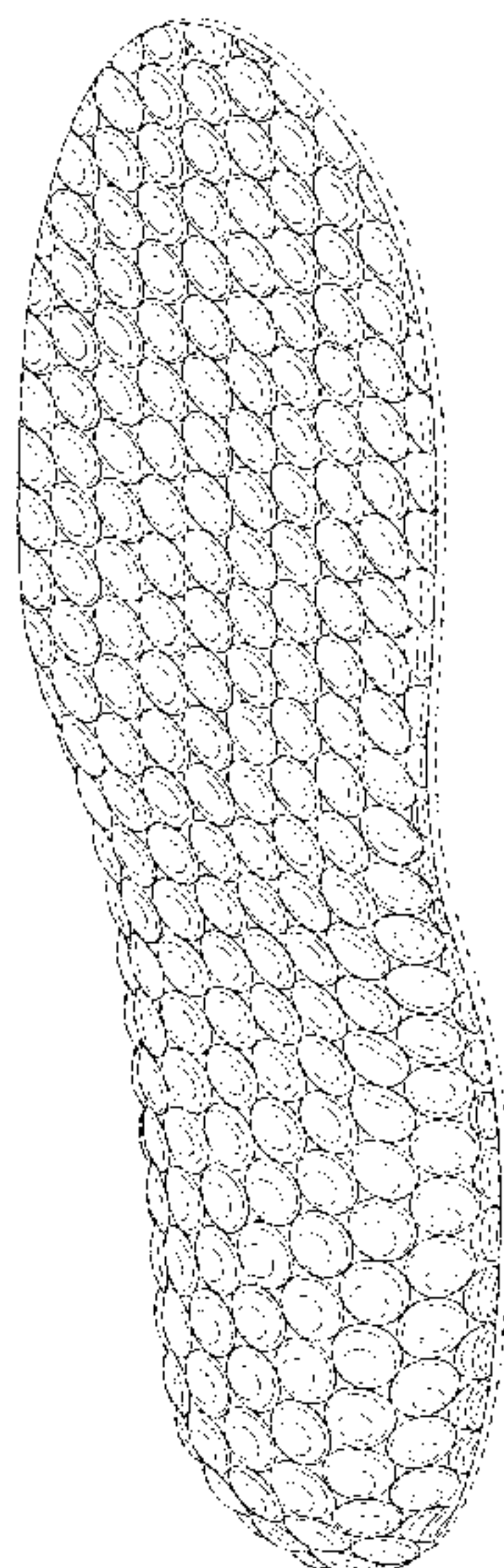
(57) **CLAIM**

The ornamental design for an insole, as shown and described.

DESCRIPTION

FIG. 1 is a bottom right side perspective view of an insole, showing my new design;
FIG. 2 is a bottom left side perspective view thereof;
FIG. 3 is a front elevation view thereof;
FIG. 4 is a rear elevation view thereof;
FIG. 5 is a left side elevation view thereof;
FIG. 6 is a right side elevation view thereof;
FIG. 7 is a bottom plan view thereof; and,
FIG. 8 is a top plan view thereof.
The portions of the insole shown in broken lines form no part of the claimed design.

1 Claim, 7 Drawing Sheets



(56)

References Cited

U.S. PATENT DOCUMENTS

| | | | |
|-------------------|---------|------------------|---------------------|
| D728,912 S * | 5/2015 | Taestensen | D2/954 |
| D734,601 S * | 7/2015 | Montross | D2/955 |
| D819,317 S * | 6/2018 | Wurtz | D2/961 |
| D833,129 S * | 11/2018 | Fudalik | D2/954 |
| D919,275 S * | 5/2021 | Little | D2/961 |
| 2001/0001905 A1 * | 5/2001 | Pfander | A43B 13/40 36/44 |
| 2012/0210605 A1 * | 8/2012 | Riley | A43B 17/14 36/91 |

* cited by examiner

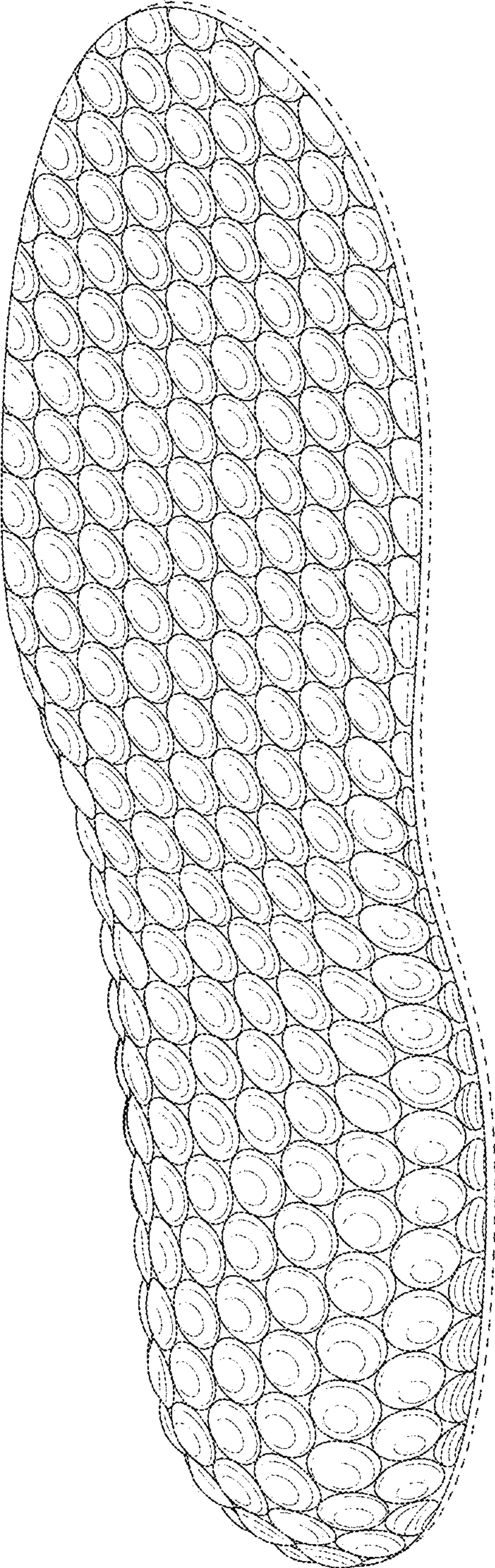


FIG. 1

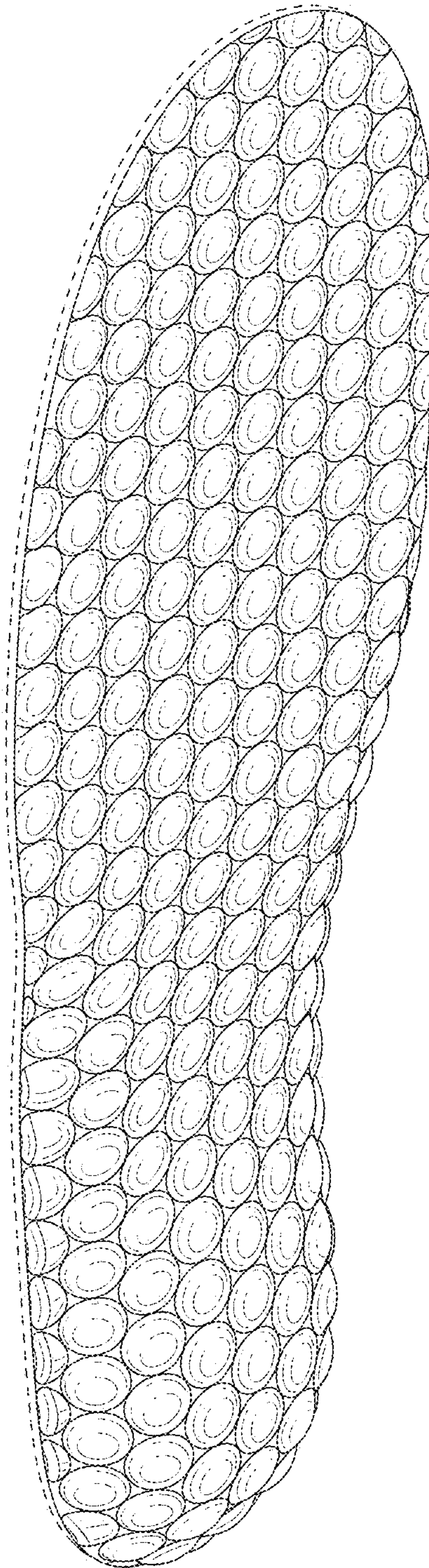


FIG. 2




FIG. 3

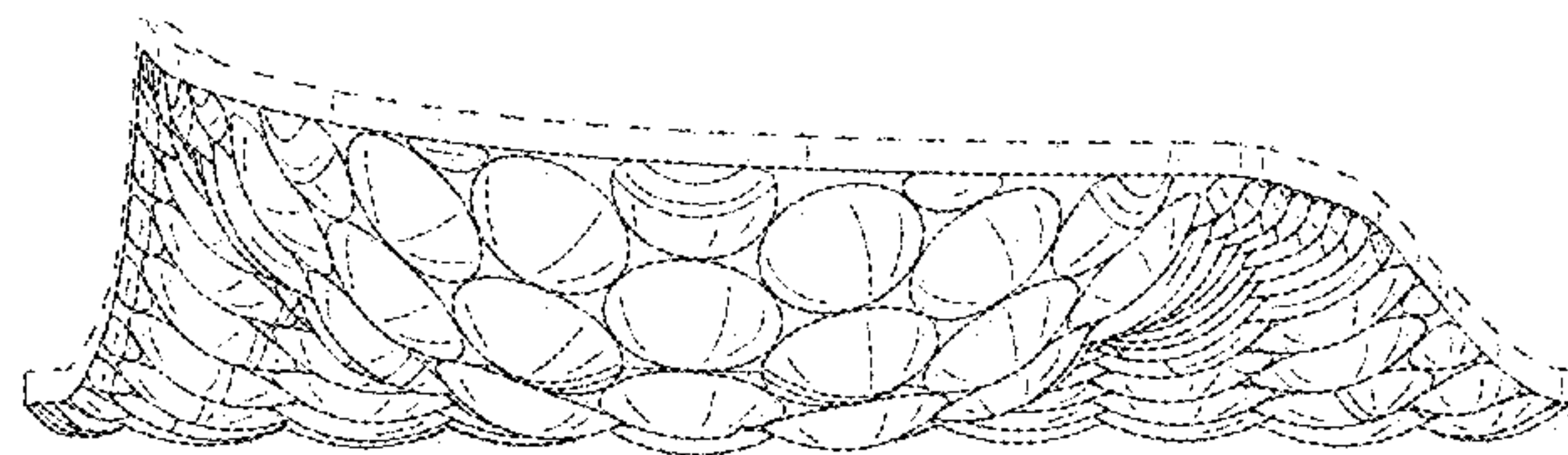


FIG. 4




FIG. 5

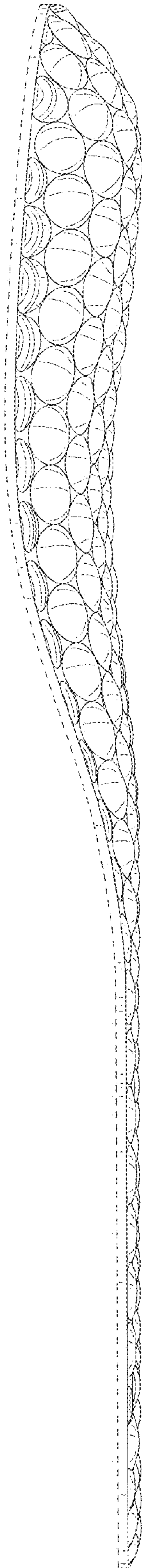


FIG. 6

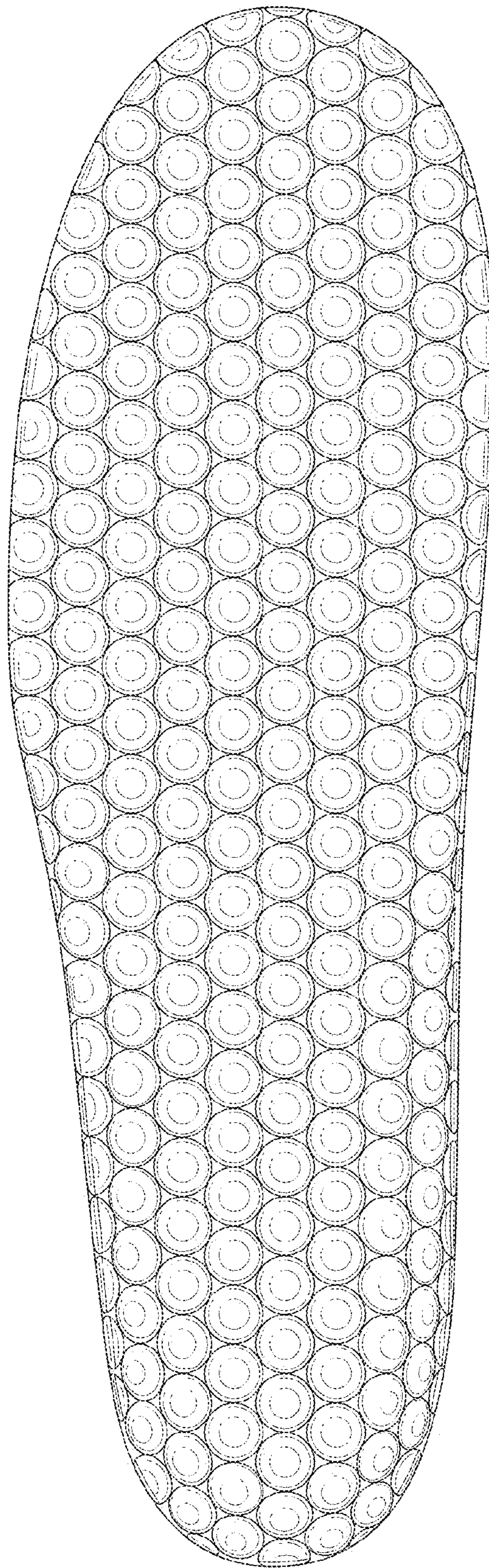


FIG. 7

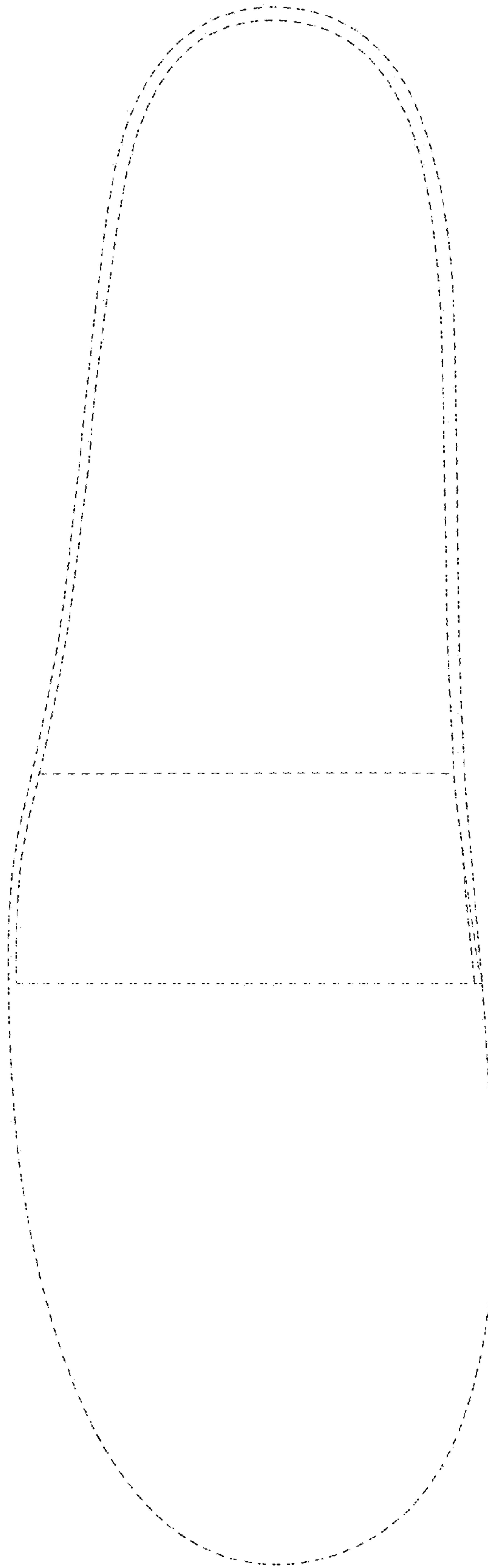


FIG. 8