



US00D950220S

(12) **United States Design Patent**  
**Falken**

(10) **Patent No.:** **US D950,220 S**

(45) **Date of Patent:** **\*\* \*May 3, 2022**

- (54) **COVER FOR A SHOE INSOLE**
- (71) Applicant: **O2 Partners LLC**, Amherst, MA (US)
- (72) Inventor: **Robert Falken**, Encinitas, CA (US)
- (73) Assignee: **O2 Partners, LLC**, Amherst, MA (US)

(\*) Notice: This patent is subject to a terminal disclaimer.

(\*\*) Term: **15 Years**

(21) Appl. No.: **29/692,028**

(22) Filed: **May 22, 2019**

(51) **LOC (13) Cl.** ..... **02-04**

(52) **U.S. Cl.**  
USPC ..... **D2/961**

(58) **Field of Classification Search**  
USPC ..... D2/896, 914, 946, 947, 951, 952, 953,  
D2/954, 955, 956, 960, 961, 962; 36/43,  
36/44, 136, 145, 3 R  
CPC ..... A43B 17/10; A43B 19/005; A43B 17/107;  
A43B 17/003; A43B 19/00; A43B  
17/006; A43B 17/00  
See application file for complete search history.

(56) **References Cited**

**U.S. PATENT DOCUMENTS**

1,351,726 A	8/1920	Story	
1,588,011 A	6/1926	Campbell	
D136,180 S	8/1943	Kane	
2,478,039 A	8/1949	Butler	
4,069,515 A *	1/1978	Swallow	..... A41B 11/008 2/239
D260,196 S	8/1981	Plagenhoef	
D261,570 S	11/1981	Gordon et al.	
D275,715 S *	10/1984	Boone	..... D2/919

D292,345 S *	10/1987	Hubbard	..... D2/919
D297,282 S *	8/1988	Fox	..... D2/961
D365,920 S	1/1996	Schneider	
6,484,419 B1	11/2002	Rohde et al.	
D739,128 S	9/2015	Vasyli	
D775,802 S *	1/2017	Takahashi	..... D2/961
D862,861 S	10/2019	Buck et al.	
D862,865 S	10/2019	Buck et al.	
2007/0214680 A1	9/2007	Marion	
2008/0184593 A1	8/2008	Draghiceanu	
2009/0277042 A1	11/2009	Glover	
2012/0304493 A1	12/2012	Hudson et al.	
2015/0040427 A1	2/2015	Sanders	

**FOREIGN PATENT DOCUMENTS**

GB	6039461	*	7/2018
IN	307223-001	*	2/2019
KR	300955870.0000	*	5/2018
WO	2007106853		9/2007

\* cited by examiner

*Primary Examiner* — Cynthia Ramirez  
(74) *Attorney, Agent, or Firm* — Morgan, Lewis & Bockius LLP

(57) **CLAIM**

The ornamental design of a cover for a shoe insole, as shown and described.


**DESCRIPTION**

FIG. 1 illustrates an isometric view of a cover for a shoe insole in use.

FIG. 2 illustrates a top plan view thereof; and,  
FIG. 3 illustrates a bottom plan view thereof showing an envelope opening.

All of the surfaces of the cover for a shoe insole upon which the broken lines are shown form part of the claimed design. The broken lines form no part of the claimed design.

**1 Claim, 3 Drawing Sheets**



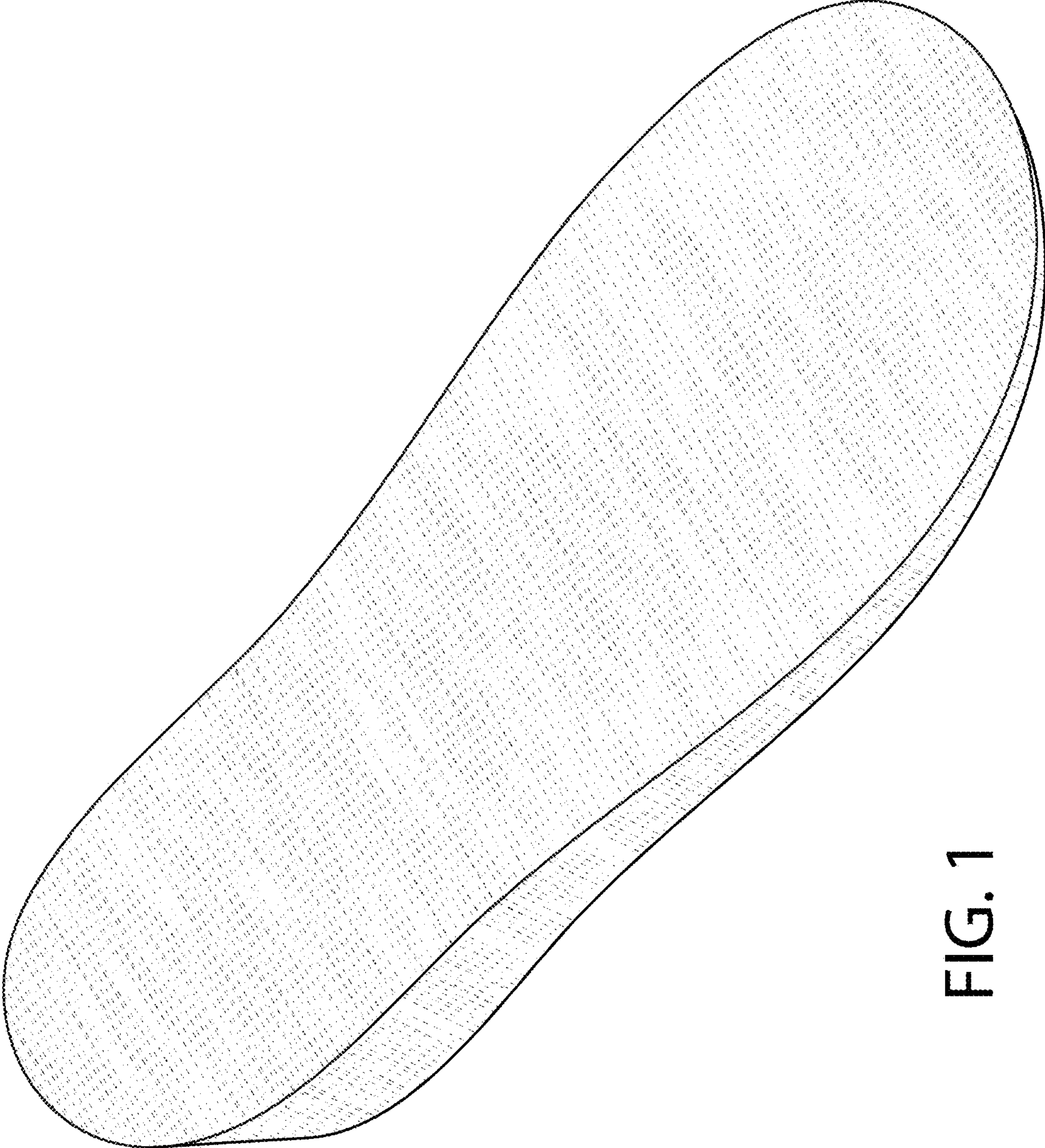


FIG. 1



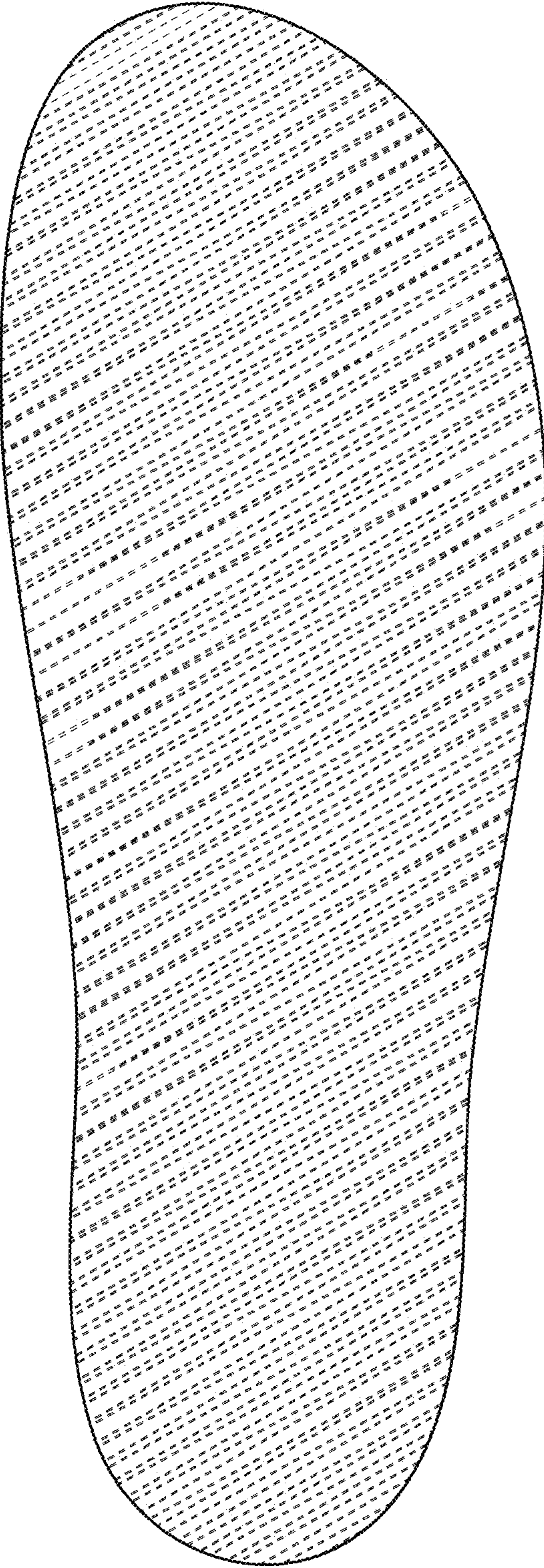


FIG. 2



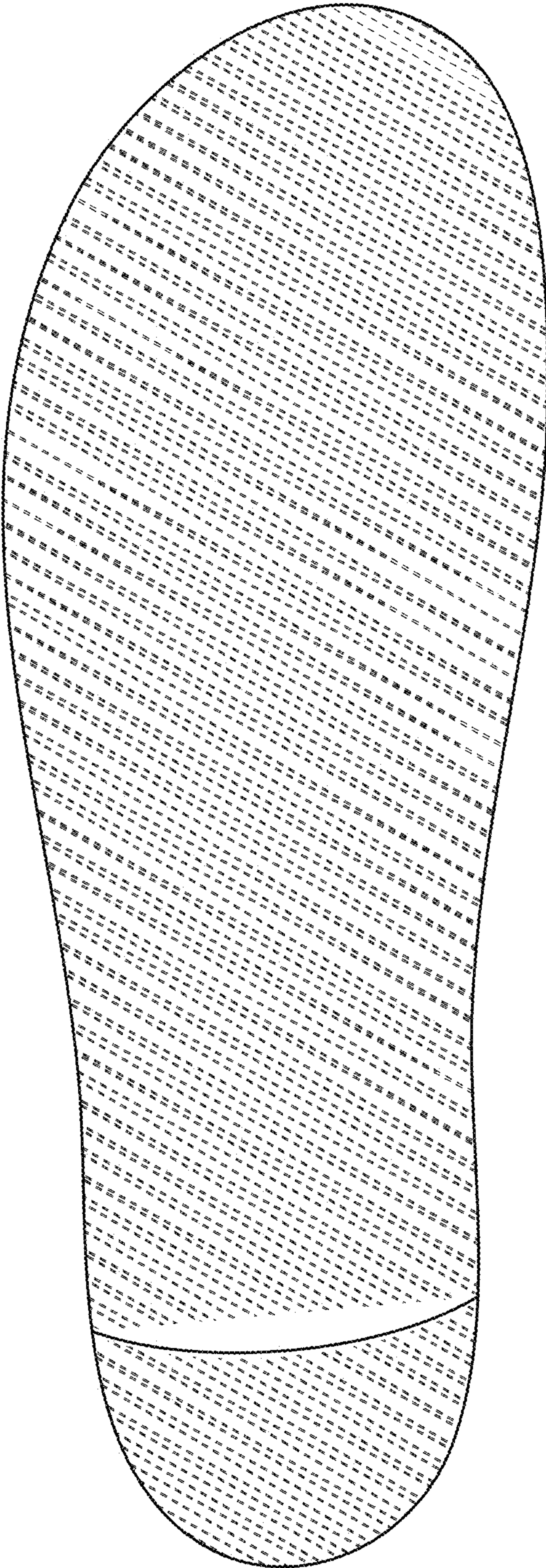


FIG. 3