



US00D950214S

(12) **United States Design Patent**
Cobb

(10) **Patent No.:** **US D950,214 S**

(45) **Date of Patent:** **** May 3, 2022**

- (54) **FOOTWEAR SOLE**
- (71) Applicant: **Wolverine Outdoors, Inc.**, Rockford, MI (US)
- (72) Inventor: **Ian M. Cobb**, Rockford, MI (US)
- (73) Assignee: **Wolverine Outdoors, Inc.**, Rockford, MI (US)
- (**) Term: **15 Years**
- (21) Appl. No.: **29/755,914**
- (22) Filed: **Oct. 23, 2020**
- (51) **LOC (13) Cl.** **02-04**
- (52) **U.S. Cl.**
USPC **D2/951; D2/947; D2/960; D2/953; D2/957**
- (58) **Field of Classification Search**
USPC D2/902, 906, 908, 916, 918, 925, D2/946-962, 977
CPC A43B 13/02; A43B 13/023; A43B 13/026; A43B 13/04; A43B 13/08; A43B 13/10; A43B 13/12; A43B 13/14; A43B 13/141; A43B 13/143; A43B 13/16; A43B 13/18; A43B 13/181; A43B 13/187; A43B 13/189; A43B 13/20; A43B 13/22; A43B 13/223; A43B 13/24; A43B 13/28; A43B 13/30; A43B 13/32; A43B 13/34; A43B 13/36
See application file for complete search history.

(56) **References Cited**

U.S. PATENT DOCUMENTS

D325,805 S *	5/1992	Herber	D2/909
D354,845 S *	1/1995	Bramani	D2/960
D414,319 S *	9/1999	Werman	D2/951
D431,894 S *	10/2000	Begg, II	D2/959
D460,608 S *	7/2002	Laberge	D2/953
D500,401 S *	1/2005	Matis	D2/960

D504,205 S *	4/2005	Andrews-Kramer	D2/960
D505,249 S	5/2005	Urie	
D507,399 S	7/2005	White et al.	
D515,290 S	2/2006	Sonnergren	
D550,431 S *	9/2007	Schoenborn	D2/960
D553,334 S *	10/2007	Belley	D2/954
D569,592 S	5/2008	Banik et al.	
D569,595 S *	5/2008	Le	D2/960
D591,946 S *	5/2009	St-Louis	D2/951
D592,848 S *	5/2009	Morgan	D2/951
D635,753 S *	4/2011	Ng	D2/951
D635,754 S *	4/2011	Mariman	D2/951
D695,505 S *	12/2013	Hansen	D2/951
D702,032 S *	4/2014	Nakano	D2/951
D717,033 S *	11/2014	Law	D2/951
D724,296 S *	3/2015	Law	D2/954
D734,931 S *	7/2015	McCourt	D2/951
D788,429 S *	6/2017	Carmi	D2/951

(Continued)

Primary Examiner — Jonathan J Han

(74) *Attorney, Agent, or Firm* — Warner Norcross + Judd LLP

(57) **CLAIM**


The ornamental design for a footwear sole, as shown and described.

DESCRIPTION

FIG. 1 is a perspective view of the footwear sole embodying the new design;
FIG. 2 is a bottom view thereof;
FIG. 3 is a right side view thereof;
FIG. 4 is a left side view thereof;
FIG. 5 is a front view thereof; and,
FIG. 6 is a rear view thereof.

The broken lines depicting an article of footwear in FIGS. 1-6 are shown for environmental purposes and form no part of the claimed design. Further, the broken lines immediately adjacent the solid-line portions depict a boundary of the design, with the broken lines forming no part of the claimed design.

1 Claim, 5 Drawing Sheets



(56)

References Cited

U.S. PATENT DOCUMENTS

D811,705	S	*	3/2018	Hughes	D2/951
D822,968	S	*	7/2018	Moranges	D2/947
D853,097	S		7/2019	Cass et al.		
D866,146	S		11/2019	Cass et al.		
10,492,565	B2	*	12/2019	Cass	B32B 1/00
D882,920	S		5/2020	Dean		
D883,630	S	*	5/2020	Cass	D2/947
D885,734	S	*	6/2020	Cass	D2/947
D891,061	S	*	7/2020	Nelson	D2/947
D895,248	S	*	9/2020	Fracassi	D2/947
D897,082	S	*	9/2020	Belforti	D2/947
D907,906	S	*	1/2021	López Calí	D2/947
D910,295	S	*	2/2021	Cass	D2/947
D916,449	S	*	4/2021	Vizy	D2/947

* cited by examiner

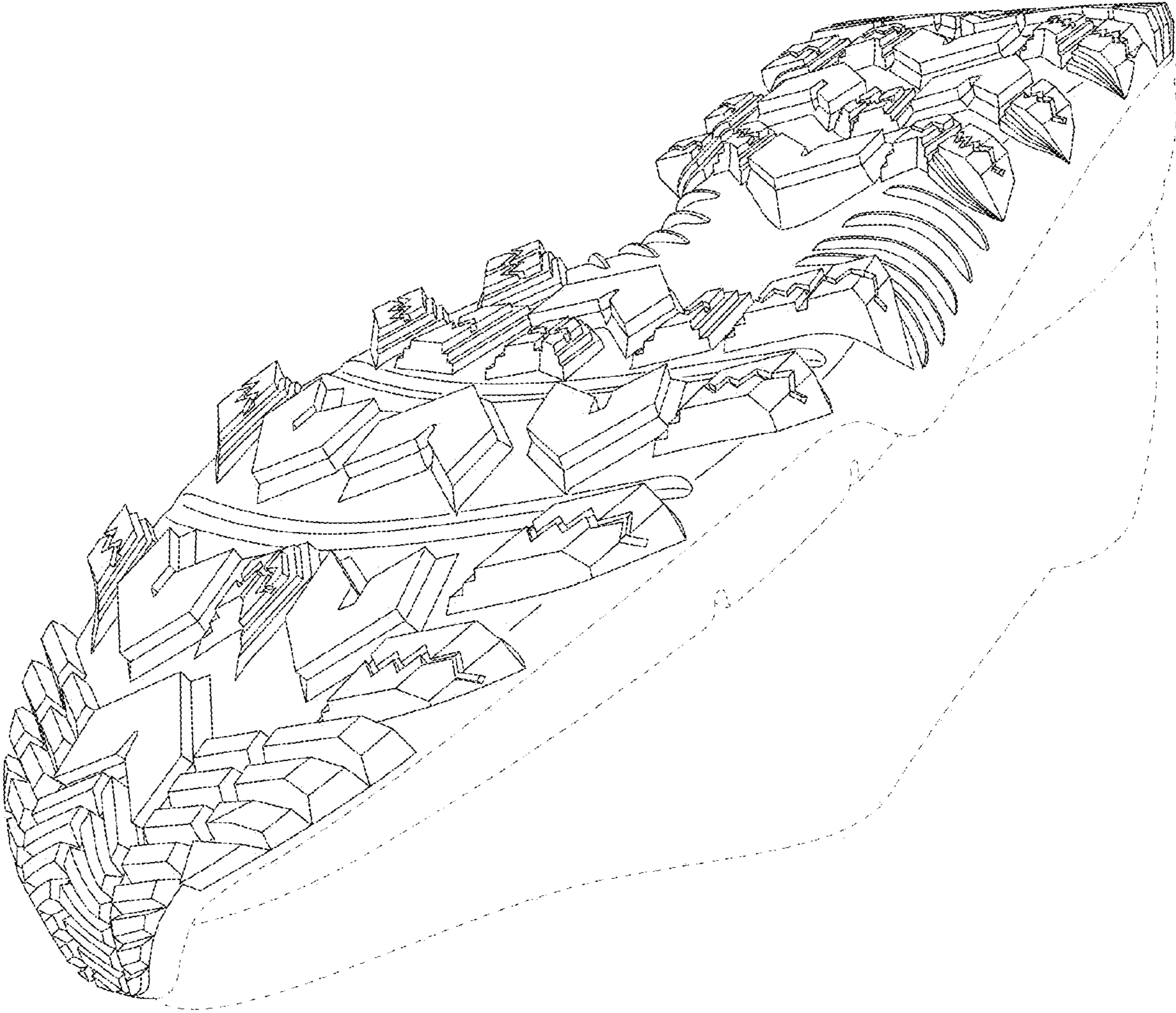


Fig. 1

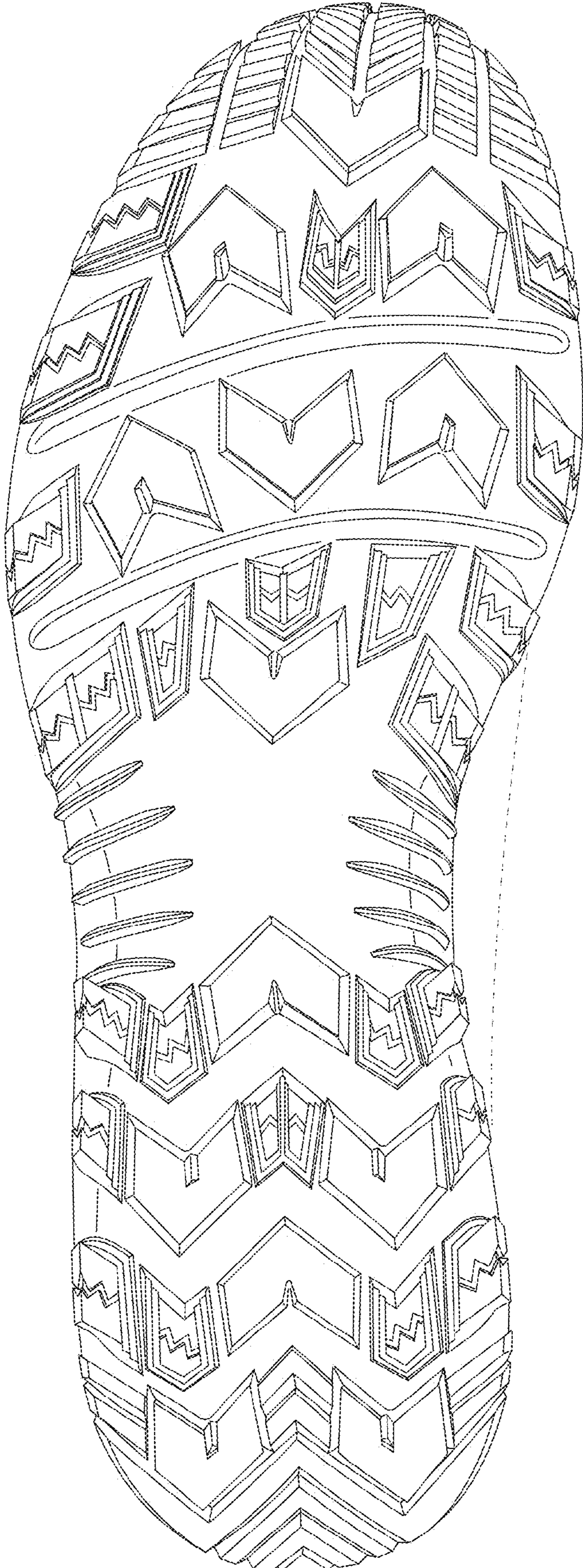


Fig. 2

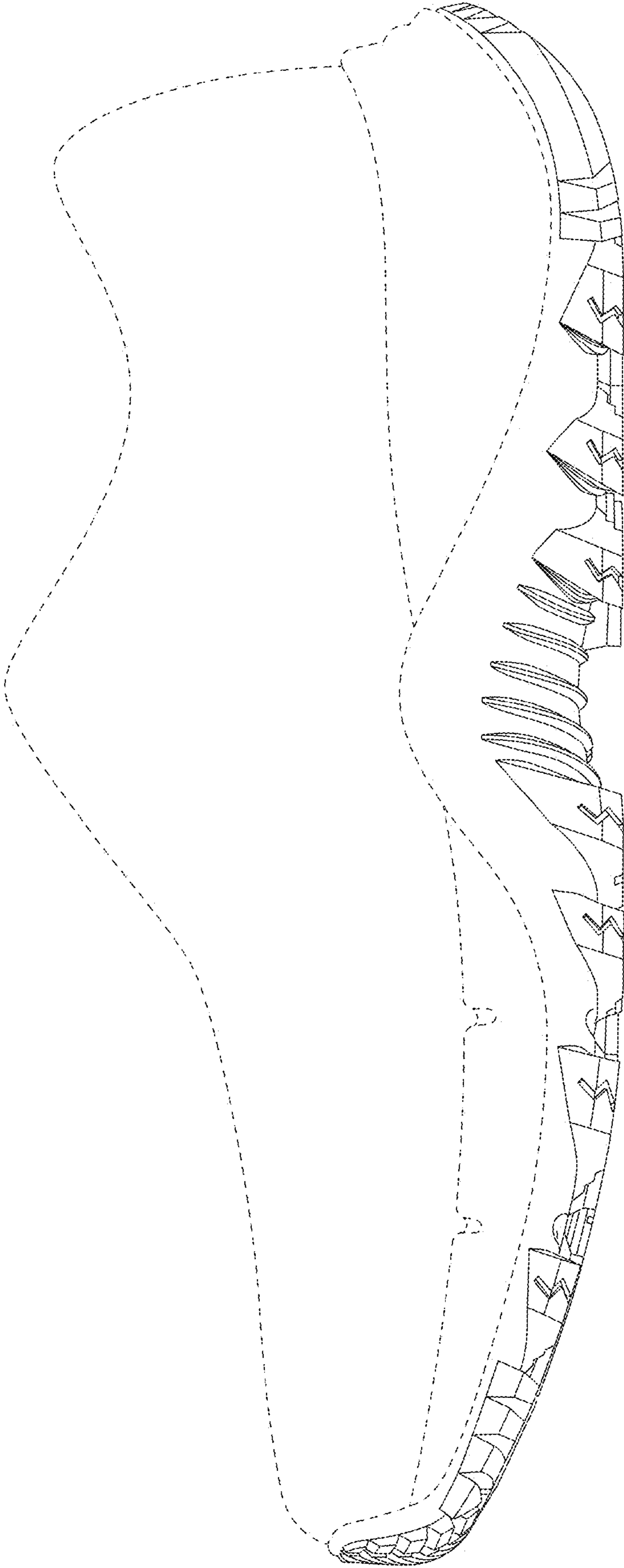


Fig. 3

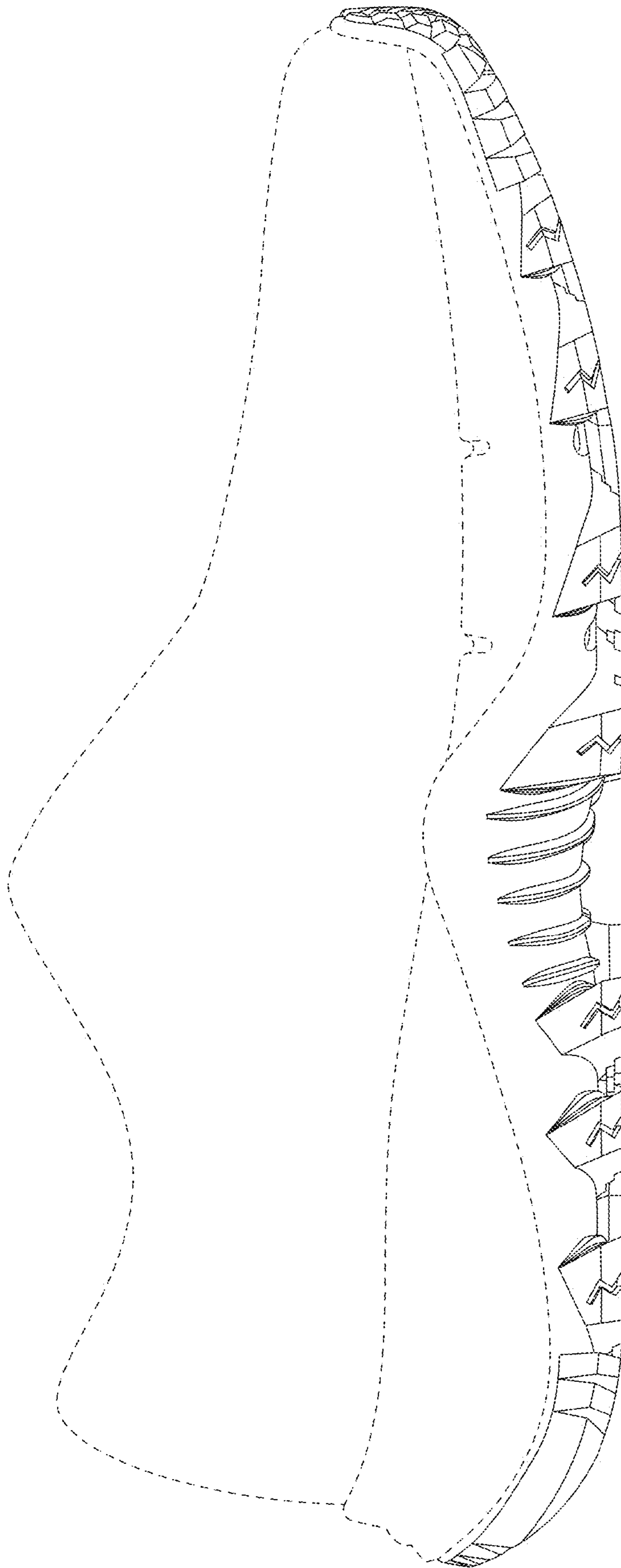


Fig. 4

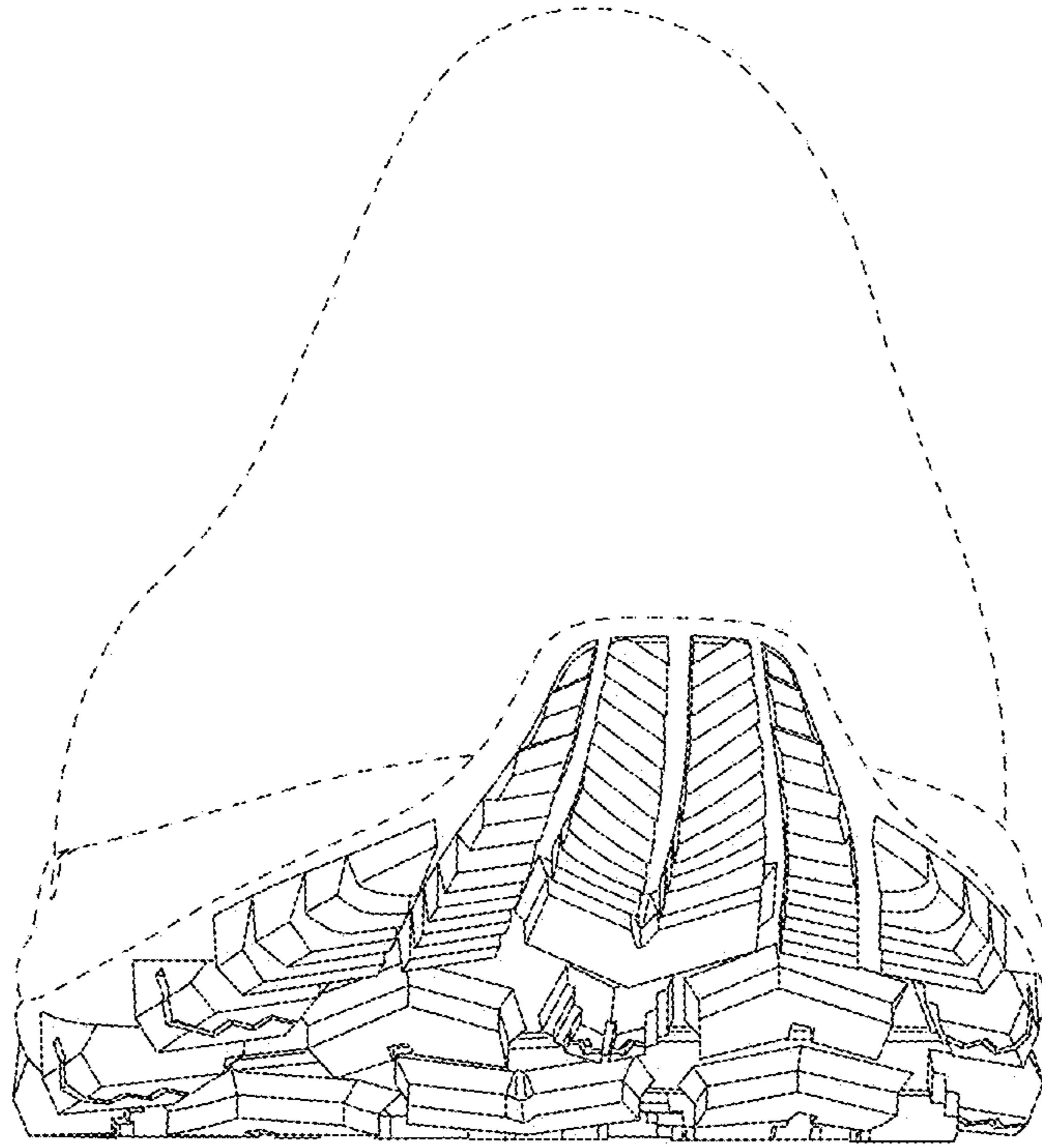


Fig. 5

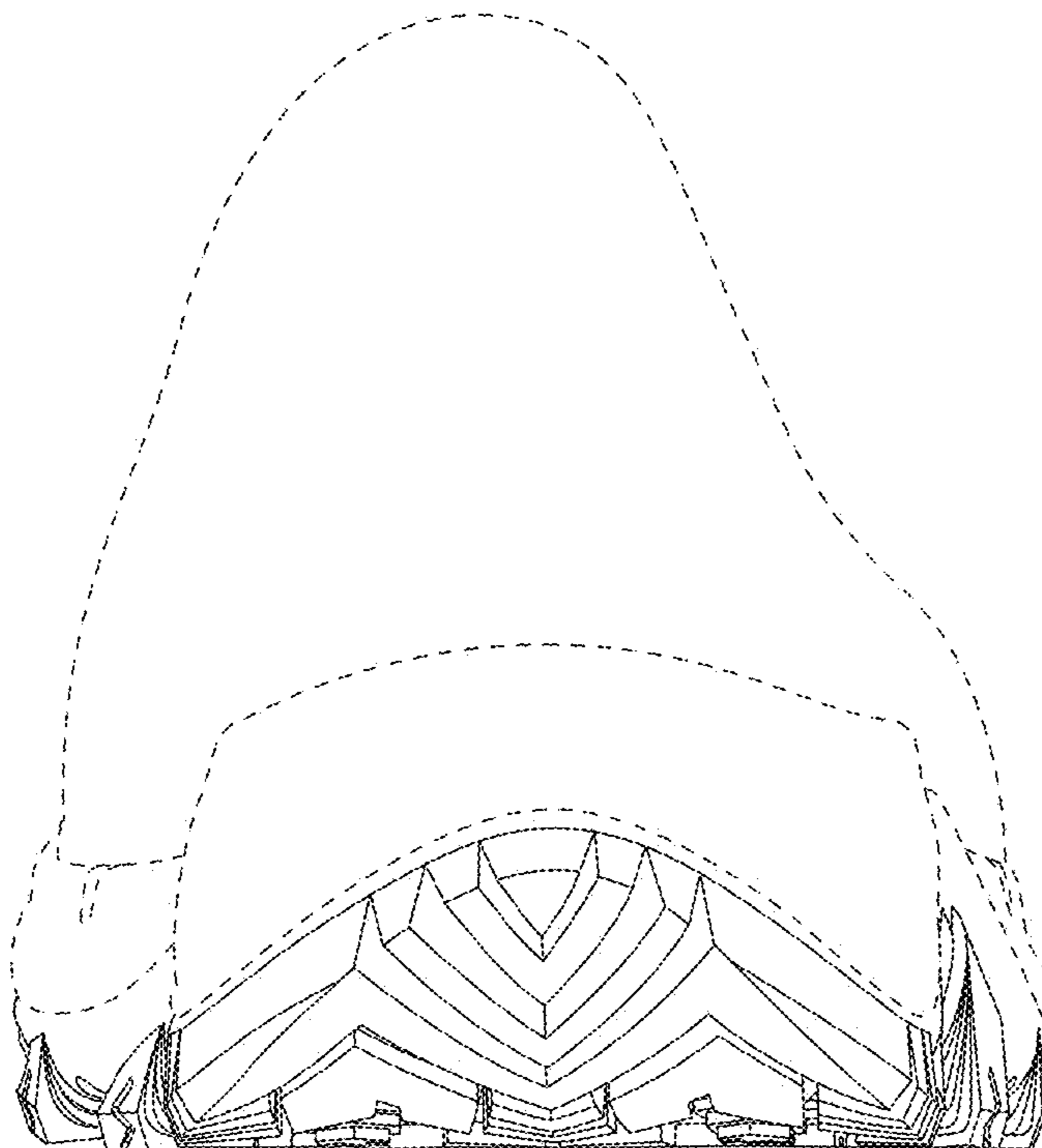


Fig. 6