



US00D950208S

(12) **United States Design Patent**  
**Van De Stouwe**

(10) **Patent No.:** **US D950,208 S**

(45) **Date of Patent:** **\*\* May 3, 2022**

(54) **SHOE**  
(71) Applicant: **J. Choo Limited**, London (GB)  
(72) Inventor: **John Maurice Van De Stouwe**,  
London (GB)  
(73) Assignee: **J. Choo Limited**, London (GB)  
(\*\*) Term: **15 Years**

(21) Appl. No.: **29/759,873**  
(22) Filed: **Nov. 25, 2020**

(30) **Foreign Application Priority Data**

Nov. 20, 2020 (EM) ..... 008277016-0002

(51) **LOC (13) Cl.** ..... **02-04**

(52) **U.S. Cl.**  
USPC ..... **D2/945**

(58) **Field of Classification Search**  
USPC ..... D2/902, 907, 908, 943-945, 969, 972,  
D2/974  
CPC ..... A43B 5/06; A43B 5/10  
See application file for complete search history.

(56) **References Cited**

**U.S. PATENT DOCUMENTS**

D94,885 S \* 3/1935 Goldman ..... A43B 7/06  
D2/929  
3,138,880 A \* 6/1964 Kunzli ..... A43C 1/04  
36/114  
D292,784 S \* 11/1987 Autry ..... A43C 1/04  
D2/902  
D348,977 S \* 7/1994 Koh ..... D2/903  
D511,609 S 11/2005 Magro et al.  
D532,962 S \* 12/2006 Teteriatnikov ..... D2/971  
D581,652 S \* 12/2008 Andersen ..... D2/971  
D655,490 S 3/2012 LaRusso

D858,953 S \* 9/2019 Sassi ..... D2/907  
D866,162 S \* 11/2019 Makere ..... D2/978  
D883,652 S \* 5/2020 Patterson ..... D2/980  
D884,334 S \* 5/2020 Kenison ..... D2/978  
D899,066 S \* 10/2020 Liu ..... A43C 1/04  
D2/980  
D905,412 S \* 12/2020 Fogg ..... A43C 1/04  
D2/969  
D943,955 S \* 2/2022 Street ..... D2/972  
D943,984 S \* 2/2022 O'Connor ..... D2/972

\* cited by examiner

*Primary Examiner* — Kevin K Rudzinski  
*Assistant Examiner* — Clare Ann Gannon  
(74) *Attorney, Agent, or Firm* — Fross Zelnick Lehrman  
& Zissu, P.C.; Lawrence E. Apolzon, Esq.

(57) **CLAIM**

The ornamental design for shoe, as shown and described.

**DESCRIPTION**


FIG. 1 is a front perspective view of the shoe showing my new design;  
FIG. 2 is a front view thereof;  
FIG. 3 is a back view thereof;  
FIG. 4 is a left side view thereof;  
FIG. 5 is a right side view thereof;  
FIG. 6 is a top view thereof;  
FIG. 7 is a bottom view thereof;  
FIG. 8 is a front perspective view of an alternative embodiment of the shoe showing my new design;  
FIG. 9 is a front view thereof;  
FIG. 10 is a back view thereof;  
FIG. 11 is a left side view thereof;  
FIG. 12 is a right side view thereof;  
FIG. 13 is a top view thereof; and,  
FIG. 14 is a bottom view thereof.

**1 Claim, 10 Drawing Sheets**






**FIG. 1**



**FIG. 2**




**FIG. 3**




**FIG. 4**



**FIG. 5**




**FIG. 6**



**FIG. 7**



**FIG. 8**



**FIG. 9**






**FIG. 10**




**FIG. 11**



**FIG. 12**



**FIG. 13**



**FIG. 14**