



US00D950206S

(12) **United States Design Patent**  
**Luo**

(10) **Patent No.:** **US D950,206 S**

(45) **Date of Patent:** **\*\* May 3, 2022**

(54) **SLIPPER**

(71) Applicant: **Libing Luo**, Ganzhou (CN)

(72) Inventor: **Libing Luo**, Ganzhou (CN)

(\*\*) Term: **15 Years**

(21) Appl. No.: **29/799,708**

(22) Filed: **Jul. 15, 2021**

(51) **LOC (13) Cl.** ..... **02-04**

(52) **U.S. Cl.**  
USPC ..... **D2/919**; D2/916; D2/955

(58) **Field of Classification Search**  
USPC ..... D2/896-900, 916-926, 946, 969  
CPC .. A43B 3/12; A43B 3/128; A43B 3/10; A43B  
3/102

See application file for complete search history.

(56) **References Cited**

**U.S. PATENT DOCUMENTS**

D421,828 S *	3/2000	Malka .....	D2/918
D424,790 S *	5/2000	Greenberg .....	D2/916
D446,919 S *	8/2001	Lamprou .....	D2/916
D481,857 S *	11/2003	Robbins .....	D2/916
D485,972 S *	2/2004	Magro .....	D2/951
D499,235 S *	12/2004	Dal Magro .....	D2/951
D515,306 S *	2/2006	Andrews-Kramer .....	D2/977
D576,390 S *	9/2008	del Biondi .....	D2/916
D643,599 S *	8/2011	Fontanarosa .....	D2/916
8,109,012 B2 *	2/2012	Sarantakos .....	A43B 5/08 36/8.1

D659,958 S *	5/2012	Birkinhead .....	D2/977
D731,157 S *	6/2015	Fongher .....	D2/916
D743,153 S *	11/2015	Taylor .....	D2/947
D783,955 S *	4/2017	Fullerton .....	D2/916
D788,415 S *	6/2017	Caron .....	D2/947
D799,174 S *	10/2017	Maier .....	
D827,265 S *	9/2018	Hardigan .....	D2/947
D841,947 S *	3/2019	Grinstead .....	
D843,090 S *	3/2019	Fongher .....	D2/916
D846,868 S *	4/2019	Chanthavong .....	D2/974
D916,446 S *	4/2021	Depasquale .....	D2/947
D930,337 S *	9/2021	Reyes .....	D2/947
2012/0174439 A1 *	7/2012	O'Connor .....	A43B 7/142 36/11.5

\* cited by examiner

*Primary Examiner* — Rashida C. Walshon

(57) **CLAIM**

The ornamental design for a slipper, as shown and described.

**DESCRIPTION**

FIG. 1 is a front view of a slipper showing my new design; FIG. 2 is a rear view thereof; FIG. 3 is a right side view thereof; FIG. 4 is a left side view thereof; FIG. 5 is a top view thereof; FIG. 6 is a bottom view thereof; FIG. 7 is a perspective view thereof; and, FIG. 8 is another perspective view thereof. The numbers framed by the broken lines depict portions of the slipper that form no part of the claimed design.

**1 Claim, 8 Drawing Sheets**

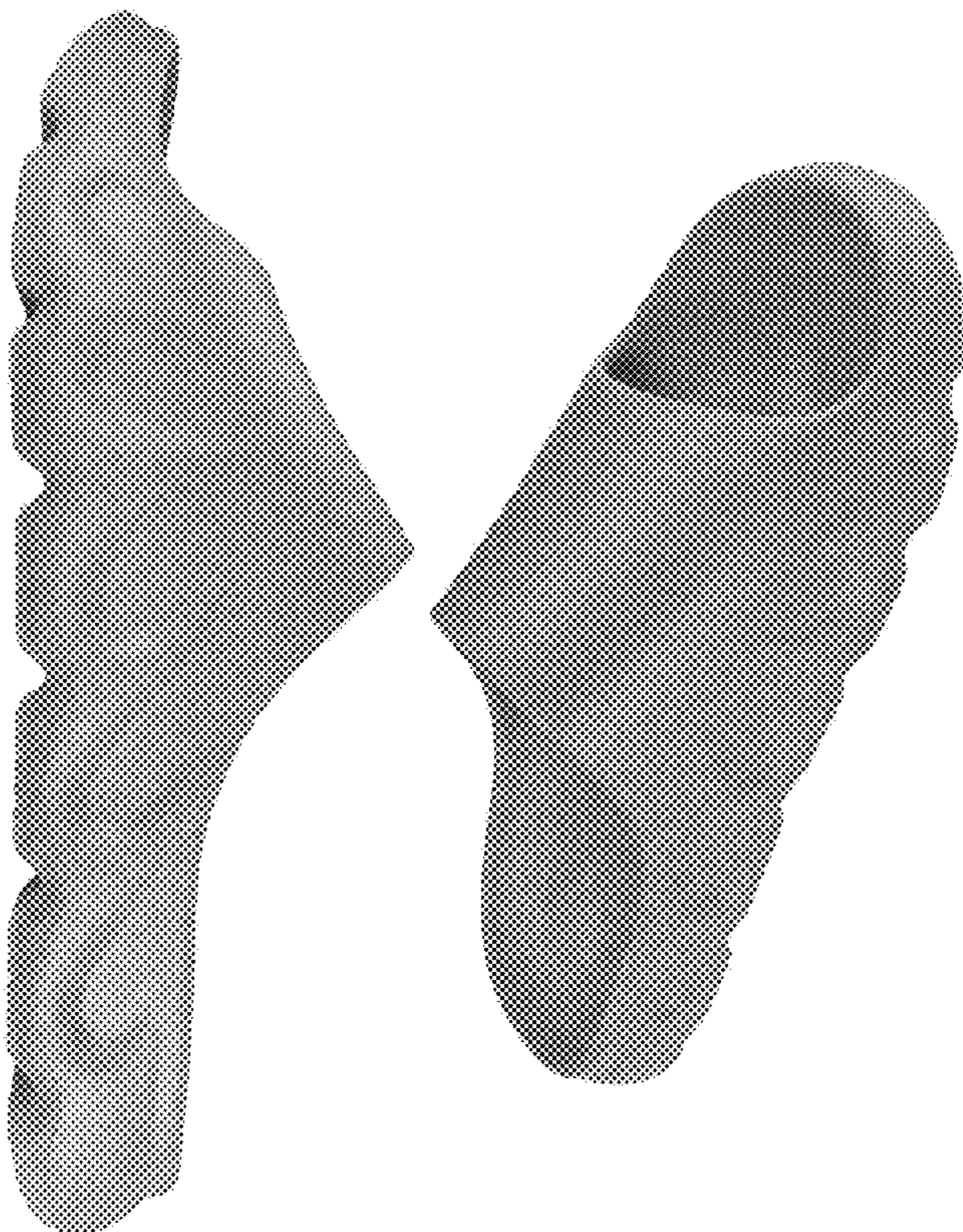




FIG. 1

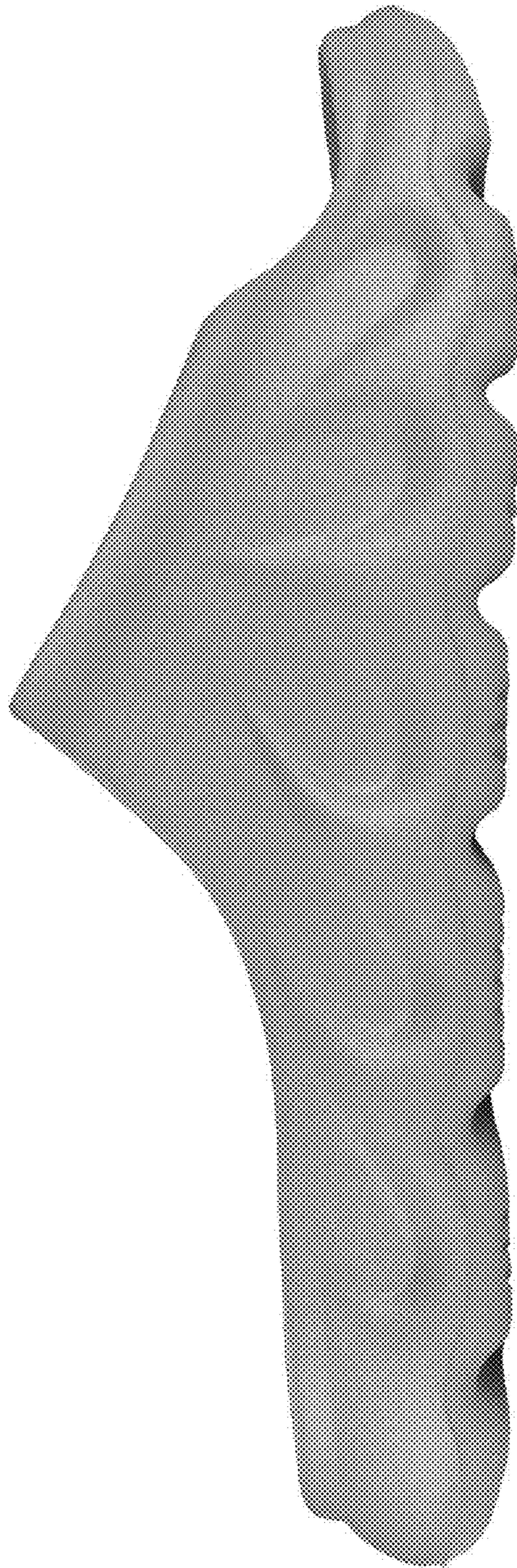


FIG. 2

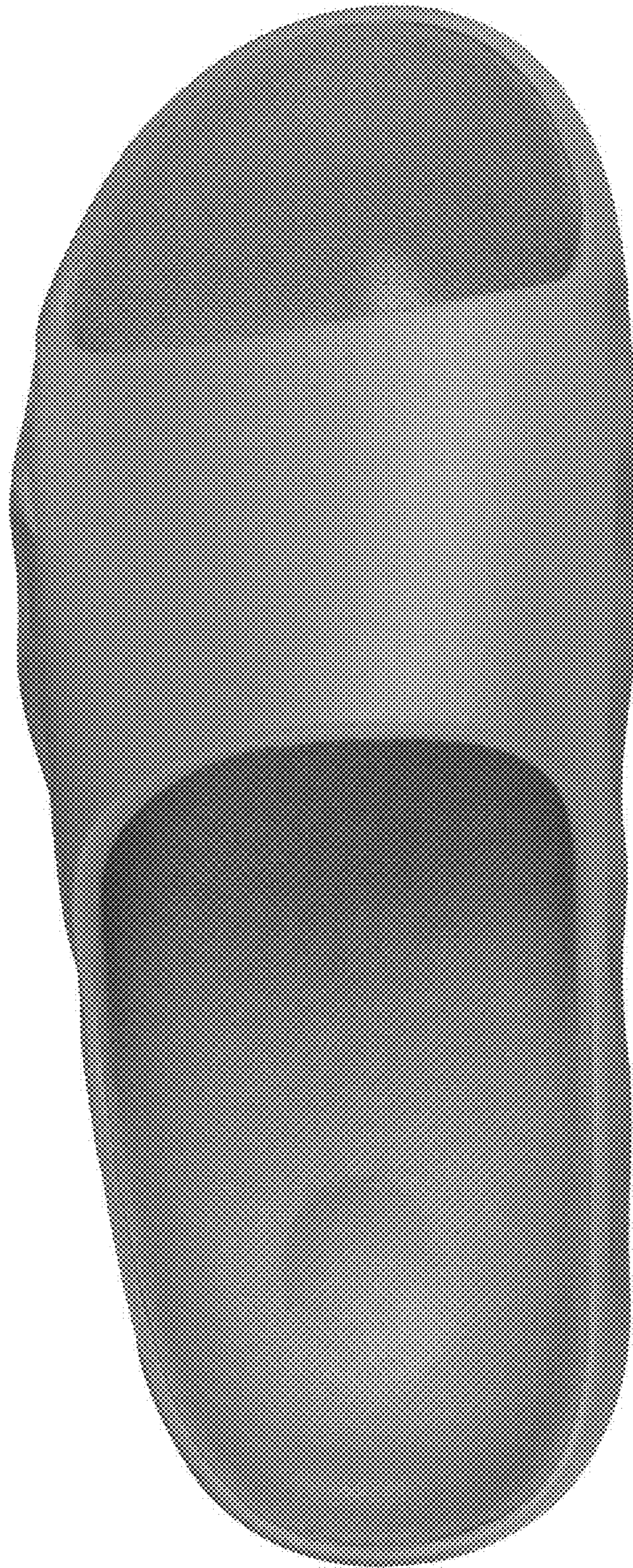


FIG. 3



FIG. 4




FIG. 5




FIG. 6

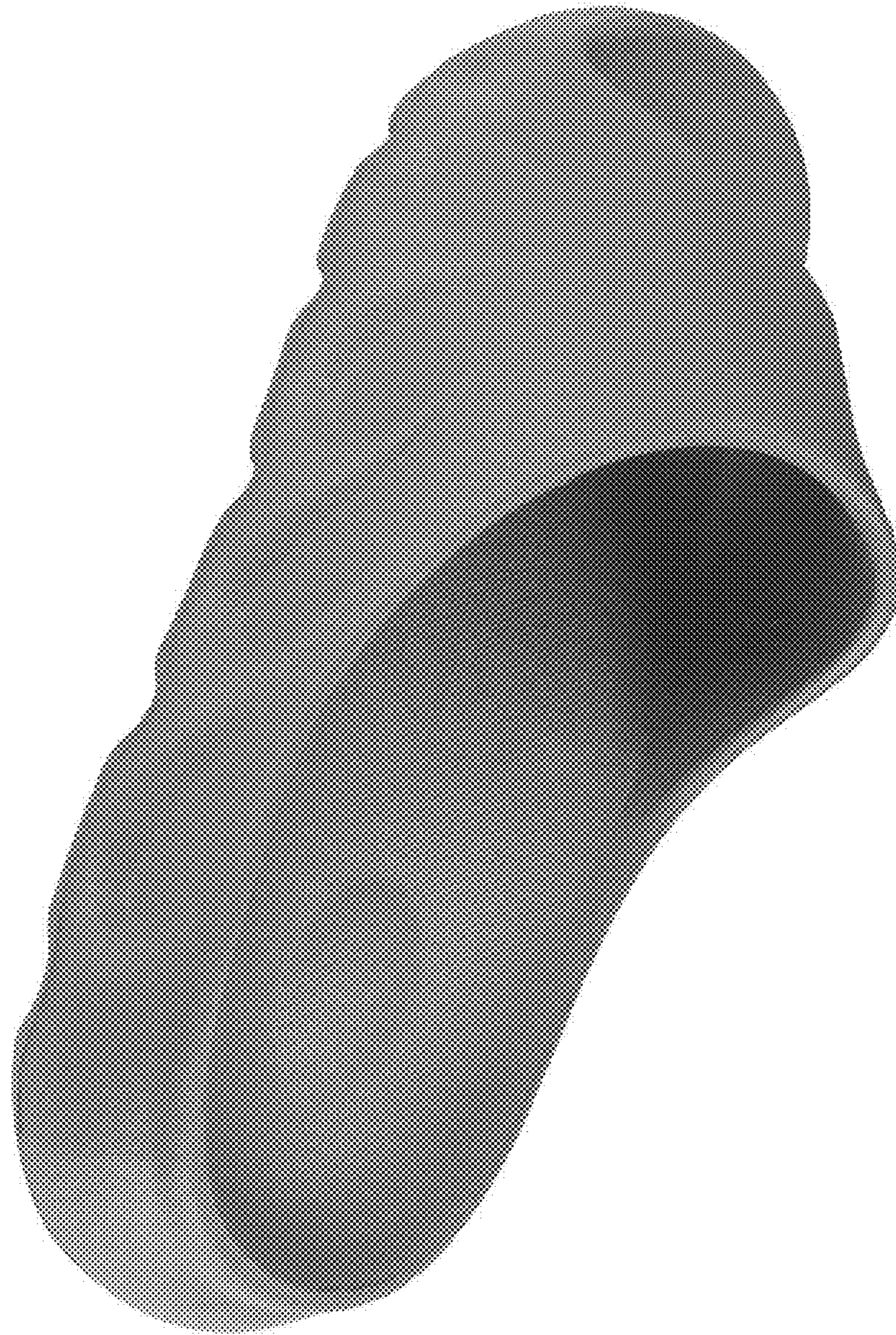


FIG. 7






FIG. 8