



US00D950197S

(12) **United States Design Patent**
Kight

(10) **Patent No.:** **US D950,197 S**

(45) **Date of Patent:** **** May 3, 2022**

(54) **MEDICAL PATIENT GARMENT**

(71) Applicant: **Julie Kight**, Jacksonville, FL (US)

(72) Inventor: **Julie Kight**, Jacksonville, FL (US)

(**) Term: **15 Years**

(21) Appl. No.: **29/729,086**

(22) Filed: **Mar. 24, 2020**

(51) **LOC (13) Cl.** **02-02**

(52) **U.S. Cl.**
USPC **D2/829**

(58) **Field of Classification Search**
USPC D2/728, 750, 751, 753, 755, 784, 828,
D2/829, 830, 831, 838, 839, 840, 841,
D2/844; D29/100, 101.1, 101.3, 101.4;
D24/190, 200

CPC ... A41D 1/02; A41D 1/04; A41D 3/00; A41D
3/02; A41D 3/04; A41D 15/00; A41D
27/20; A41D 27/201

See application file for complete search history.

(56) **References Cited**

U.S. PATENT DOCUMENTS

- D211,076 S * 5/1968 Speridon D29/101.1
- 4,453,274 A * 6/1984 Allen A41D 15/005
2/102
- 5,752,277 A * 5/1998 van der Sleen A41D 27/28
2/108
- 6,085,353 A * 7/2000 van der Sleen A41D 15/04
2/108
- D429,060 S * 8/2000 Matthias D2/829
- D457,273 S * 5/2002 Griffiths D29/101.3
- D482,499 S * 11/2003 Garrido D29/100
- 6,792,622 B2 9/2004 Graves
- 7,305,716 B1 12/2007 Richards
- D599,529 S * 9/2009 Simpson D2/829
- D600,885 S * 9/2009 Leunis D2/829
- D617,501 S * 6/2010 Richardson D29/101.3

- D648,489 S * 11/2011 Stockard D29/100
- 8,312,569 B2 11/2012 Myers
- D739,120 S 9/2015 Young
- 9,675,123 B2 6/2017 Brohmer
- D797,409 S * 9/2017 Yadrich D2/840

(Continued)

FOREIGN PATENT DOCUMENTS

- KR 300984823 * 12/2018
- KR 300998580 * 3/2019

OTHER PUBLICATIONS

Ronco, C, A. Davenport, and V. Gura. "The future of the artificial kidney: moving towards wearable and miniaturized devices" vol. 31 Issue Jan. 1, 2011, [visited Nov. 9, 2021] Revista Nefrologia URL: <https://revistanefrologia.com/en-the-future-artificial-kidney-moving-articulo-X2013251411051308> (Year: 2011).*

(Continued)

Primary Examiner — Marissa J Cash
Assistant Examiner — Jessie Anne E Touart

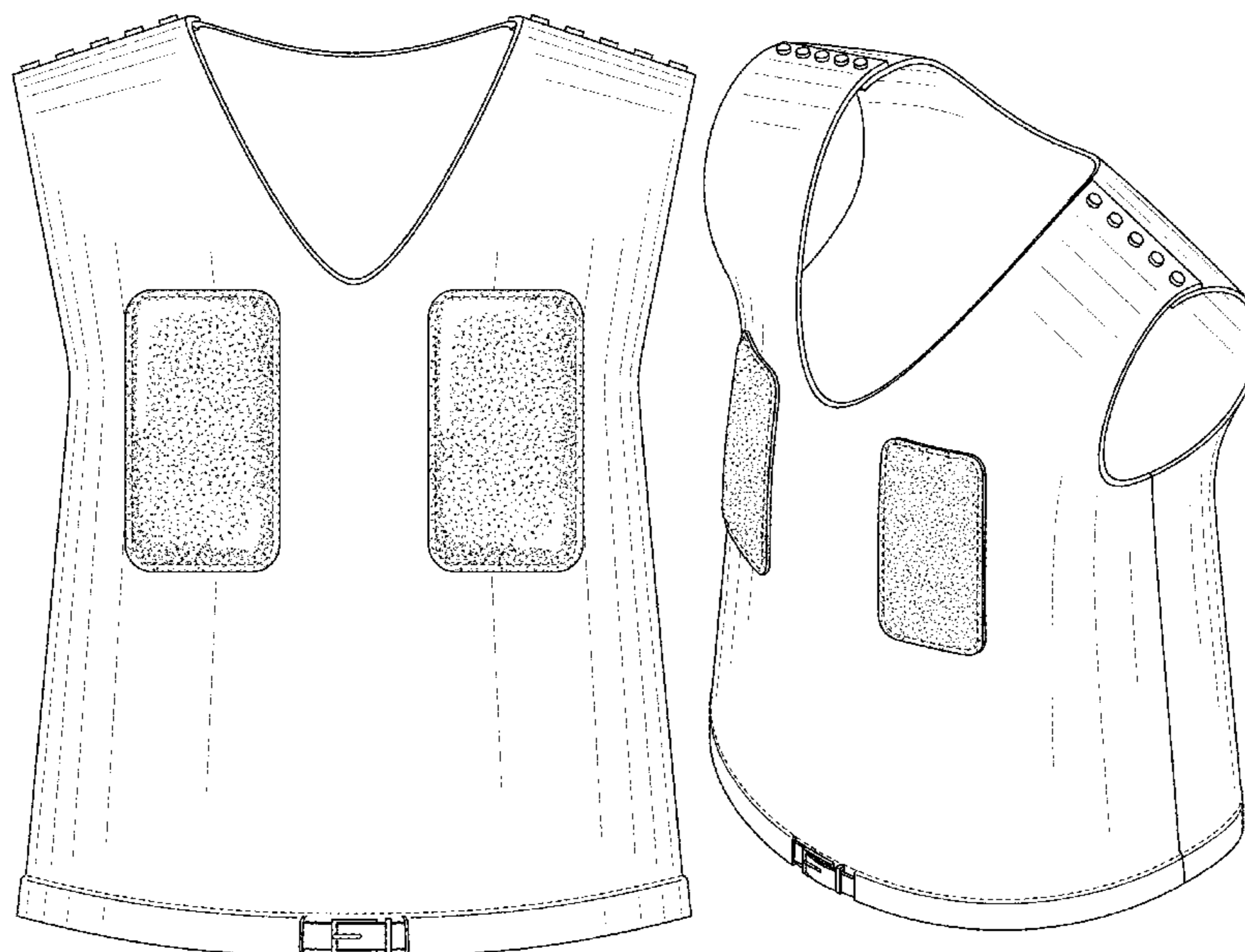
(57) **CLAIM**

The ornamental design for a medical patient garment, as shown and described.

DESCRIPTION

FIG. 1 is a front view of a medical patient garment showing my new design;
FIG. 2 is a rear view of the medical patient garment;
FIG. 3 is a right side view of the medical patient garment, a left side being a mirror image thereof;
FIG. 4 is a top view of the medical patient garment;
FIG. 5 is a bottom view of the medical patient garment; and,
FIG. 6 is a top front side perspective view of the medical patient garment.
The broken lines throughout the drawing figures are illustrative of stitching forming part of the claimed design.

1 Claim, 6 Drawing Sheets



(56)

References Cited

U.S. PATENT DOCUMENTS

9,901,129 B2 2/2018 Quiroga
D856,633 S * 8/2019 Morrison D2/720
D878,610 S * 3/2020 Boston D24/190
D889,779 S * 7/2020 Green D2/829
D890,937 S * 7/2020 Radcliffe D24/190
2007/0199127 A1 8/2007 Coronado
2016/0095366 A1 4/2016 Pruitt
2018/0132545 A1* 5/2018 Fromer A41D 27/20
2019/0110538 A1* 4/2019 Ghasletwala A41D 10/00
2019/0134351 A1 5/2019 Poutre

OTHER PUBLICATIONS

Ready Heat Instant Heated Vest Liner. Oldest Review: Nov. 19, 2019 [visited: Nov. 9, 2021] The Warming Store URL: <https://www.thewarmingstore.com/ready-heat-vest.html> (Year: 2019).*

Stacool Under Vest. Oldest Review: Jun. 13, 2014 [visited: Nov. 9, 2021] Stacoll Vest URL: https://stacoolvest.com/products/stacool-under-vest?variant=38036645740743&gclid=EAIalQobChMlueCk48yL9AIV2HRvBB3DaQjREAQYAyABEgJkrPD_BwE#shopify-product-reviews (Year: 2014).*

* cited by examiner

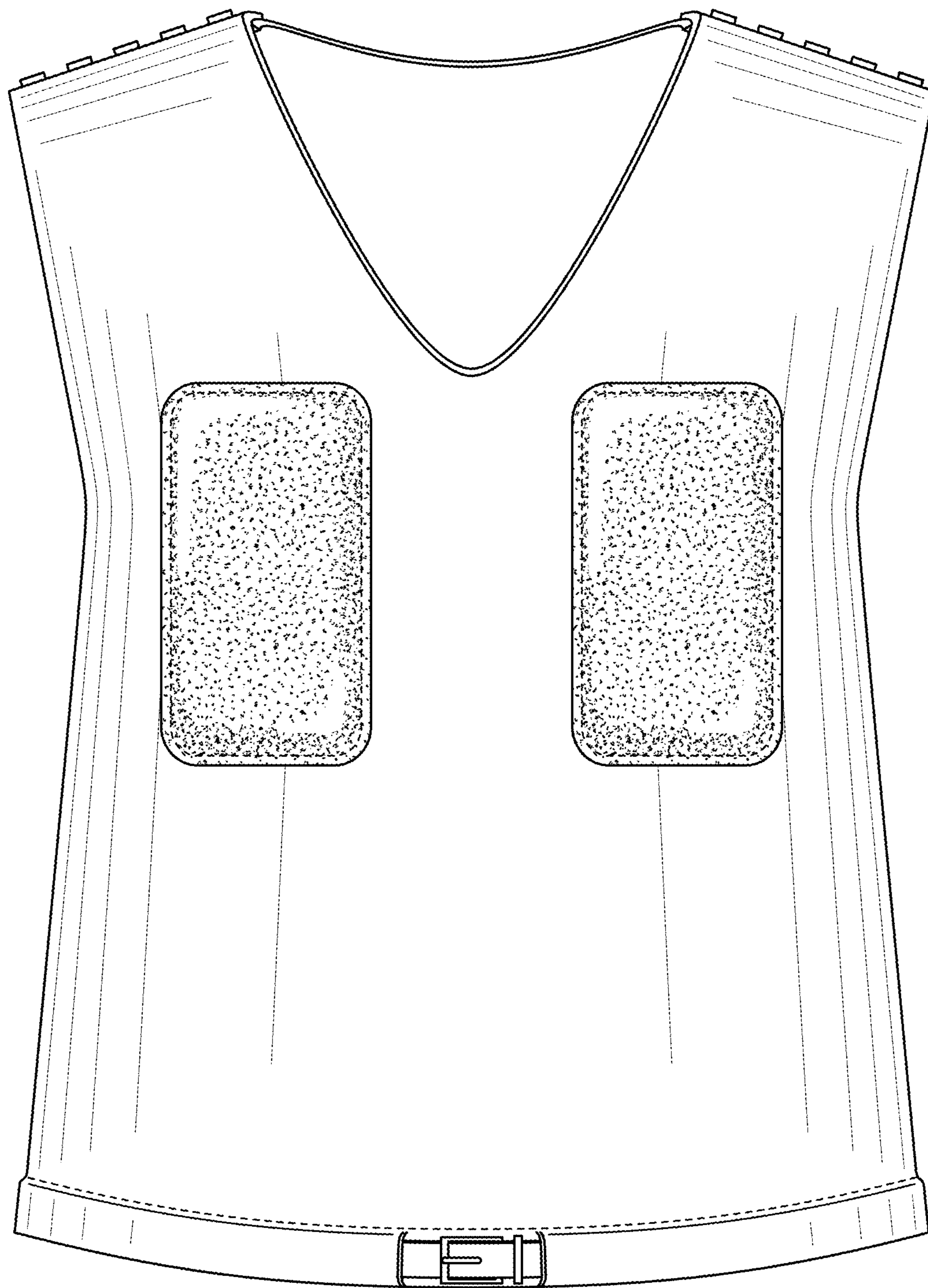


FIG. 1

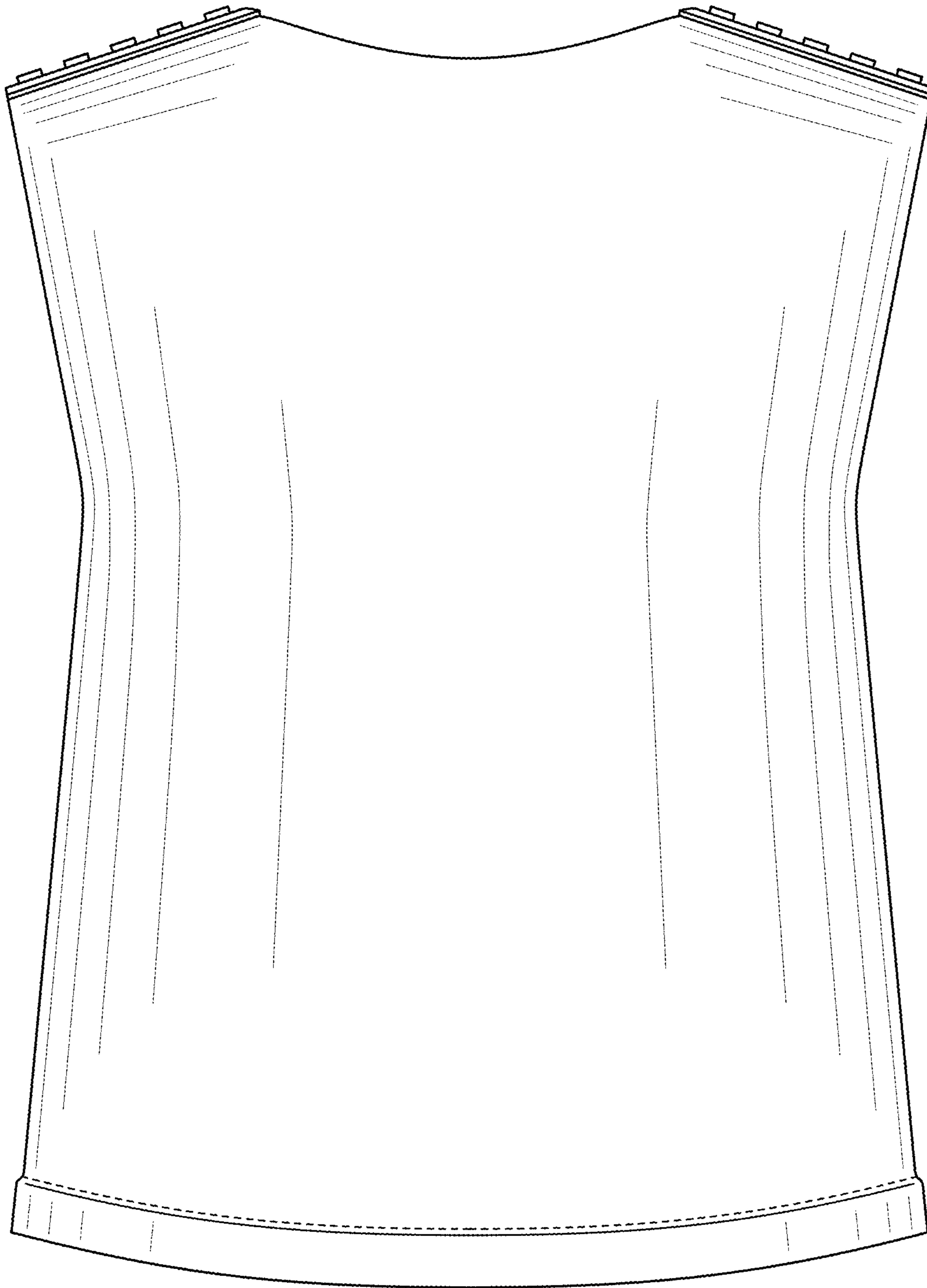


FIG. 2

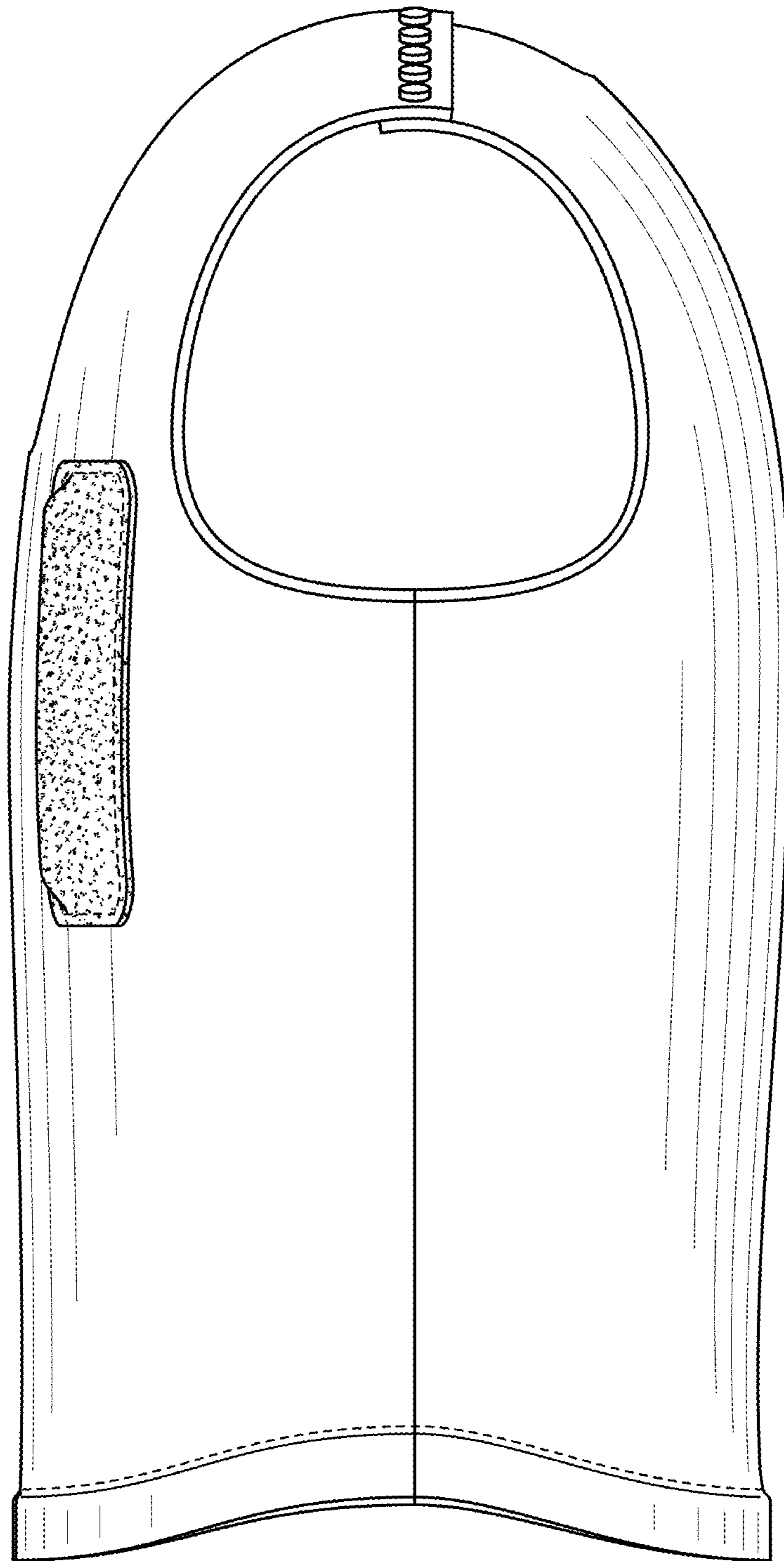


FIG. 3

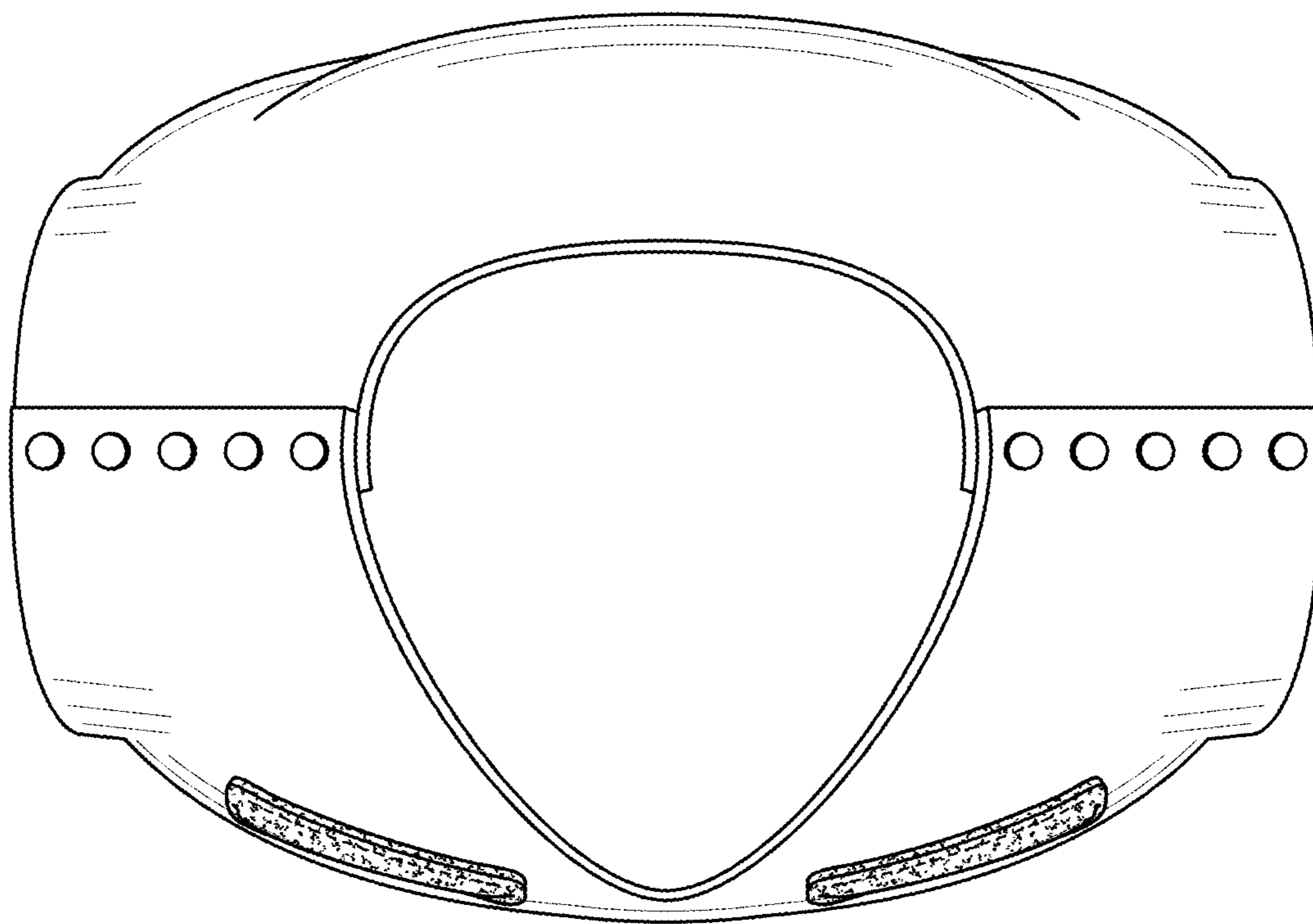


FIG. 4

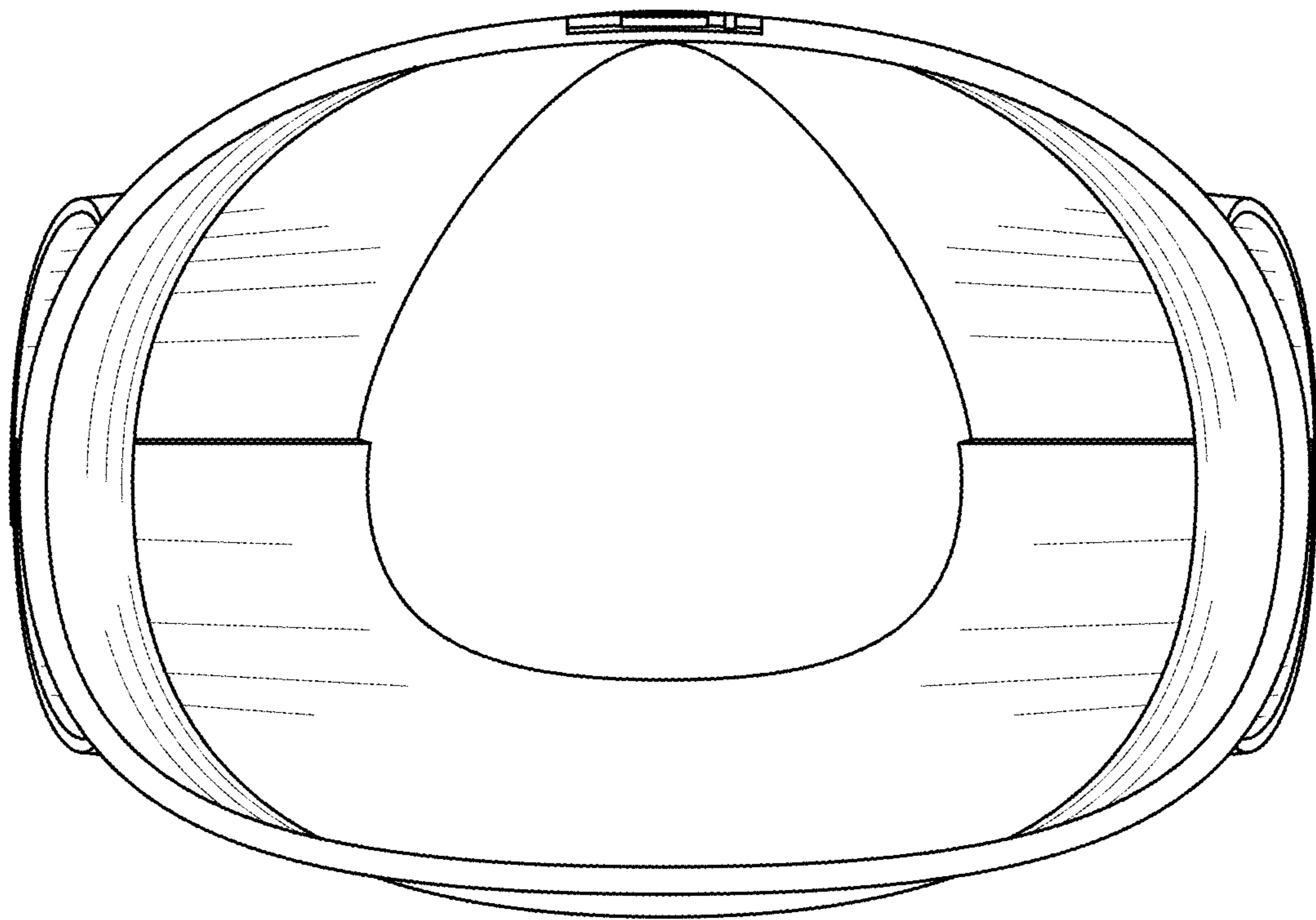


FIG. 5

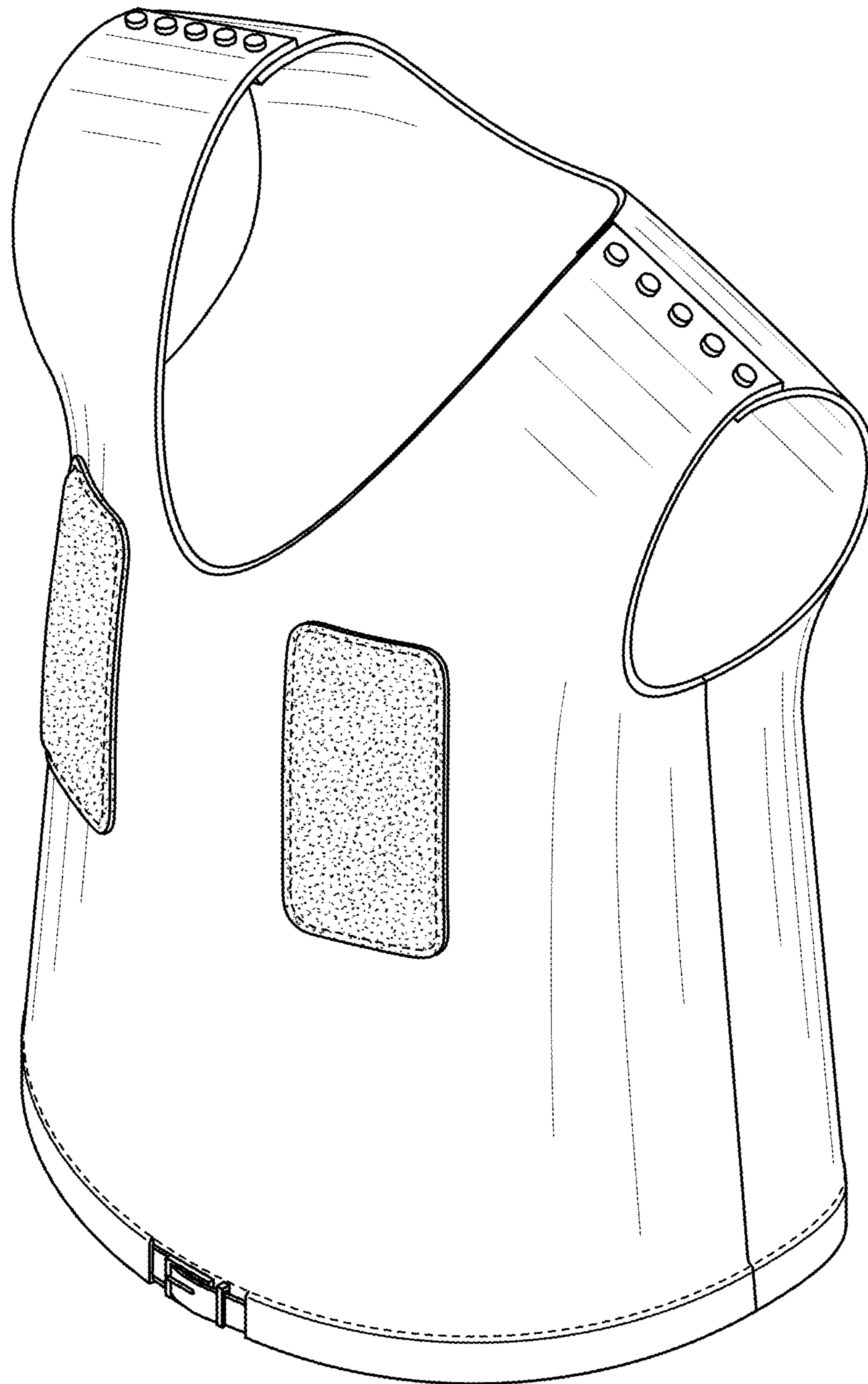


FIG. 6