



US00D950190S

(12) **United States Design Patent** (10) **Patent No.:** **US D950,190 S**  
**Manini** (45) **Date of Patent:** **\*\* May 3, 2022**

(54) **CRACKER**

(71) Applicant: **MANINI CLAUDIO & C. SNC,**  
Castelverde (IT)

(72) Inventor: **Claudio Manini,** Cremona (IT)

(73) Assignee: **MANINI CLAUDIO & C. SNC,**  
Castelverde (IT)

(\*\*) Term: **15 Years**

(21) Appl. No.: **29/754,686**

(22) Filed: **Oct. 13, 2020**

(30) **Foreign Application Priority Data**

Sep. 3, 2020 (EM) ..... 008159057-0001

(51) **LOC (13) Cl.** ..... **01-01**

(52) **U.S. Cl.**  
USPC ..... **D1/128; D1/120**

(58) **Field of Classification Search**

USPC ..... D1/100-130, 199; 426/5, 76, 87, 92, 94,  
426/95, 99, 101, 103, 104, 108, 138-139,  
426/143, 144, 279, 282, 283, 391, 514,  
426/549, 559, 560, 660, 808, 249, 516;  
D21/386, 803; D25/138; D7/549, 698;  
D6/597, 601, 595, 598; 119/710;  
D30/160; D9/456, 669; D24/101-104;  
D26/125

CPC ..... A21D 13/0022; A23L 1/1641; A47J  
37/0611; A21B 5/00; A21B 5/02

See application file for complete search history.

(56) **References Cited**

U.S. PATENT DOCUMENTS

D213,989 S *	4/1969	Boone	.....	D7/698
D239,688 S *	4/1976	Doman	.....	D7/698
D244,821 S *	6/1977	Pomerantz	.....	D7/624.1
D383,042 S *	9/1997	Lach	.....	D7/698
D405,214 S *	2/1999	Marsh	.....	D26/129
D527,861 S *	9/2006	DeLoach	.....	D1/106
D530,484 S *	10/2006	Ahmed	.....	D1/199
D578,276 S *	10/2008	Pavan	.....	D1/120
D679,557 S *	4/2013	Wardell	.....	D7/698
D712,619 S *	9/2014	Rubio	.....	D1/128
D716,521 S *	11/2014	Rubio	.....	D1/128
D862,834 S *	10/2019	Briant	.....	D1/120
D879,408 S *	3/2020	Briant	.....	D1/120

\* cited by examiner

*Primary Examiner* — Katie Jane Stofko

(74) *Attorney, Agent, or Firm* — Nixon & Vanderhye

(57) **CLAIM**

The ornamental design for a cracker, as shown and described.

**DESCRIPTION**


The file of this patent contains at least one drawing/photograph executed in color. Copies of this patent with color drawing(s)/photograph(s) will be provided by the Office upon request and payment of the necessary fee.

FIG. 1 is a top plan view of a cracker showing the new design;

FIG. 2 is a bottom plan view thereof; and,

FIG. 3 is a side elevation view thereof.

**1 Claim, 3 Drawing Sheets**  
**(3 of 3 Drawing Sheet(s) Filed in Color)**



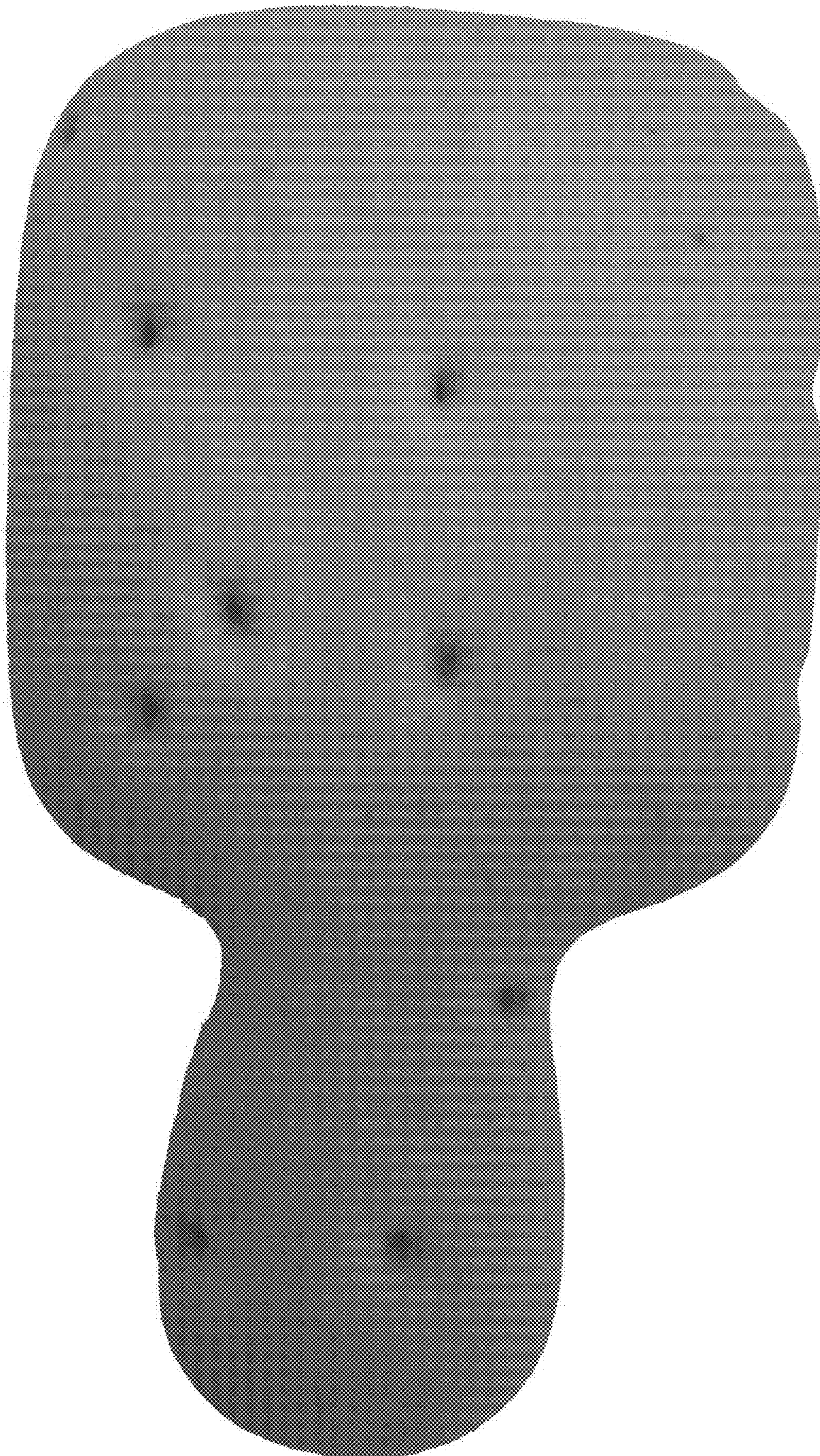


Fig. 1

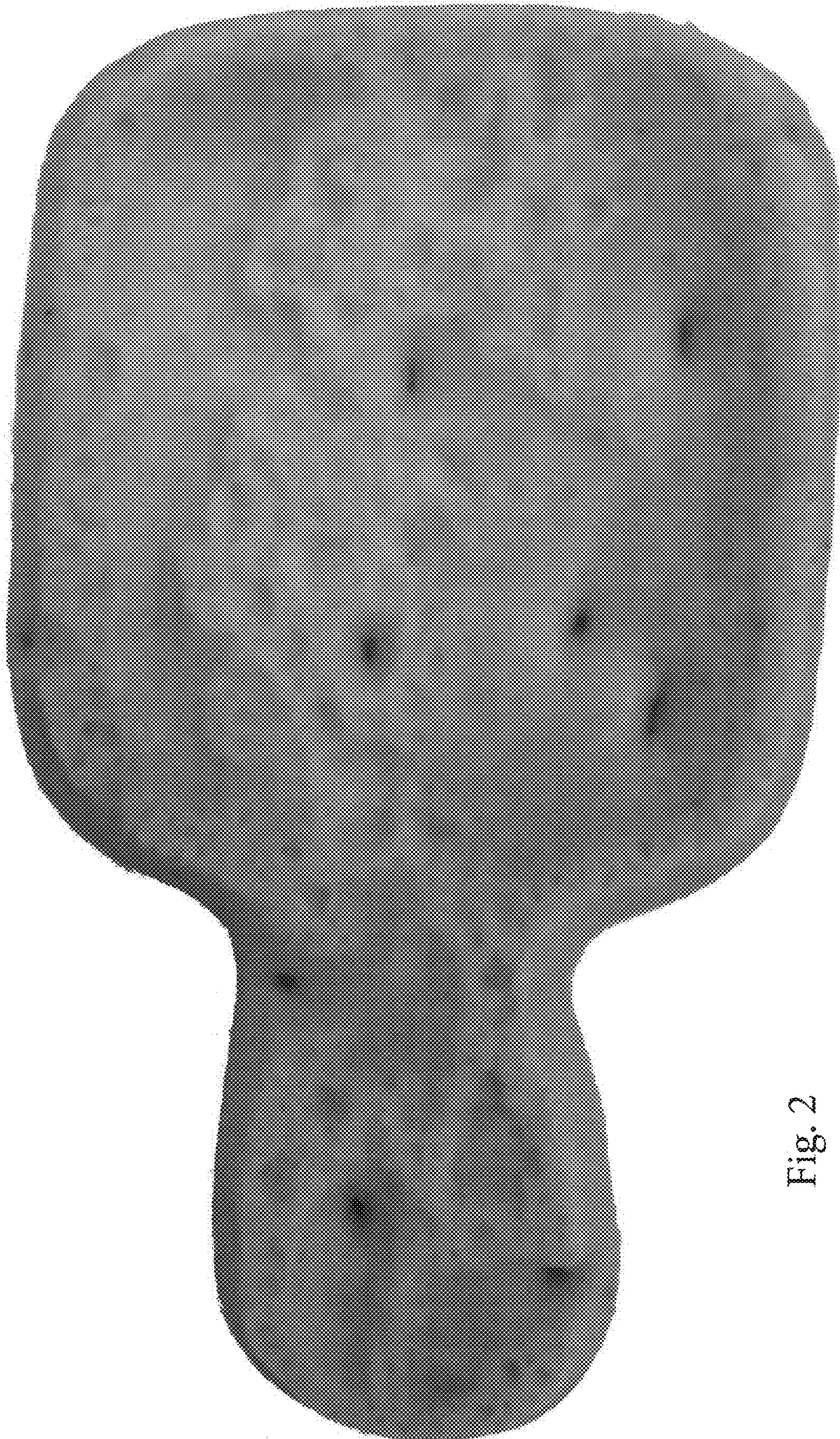


Fig. 2




Fig. 3