



US00D950182S

(12) **United States Design Patent**  
**Chen et al.**

(10) **Patent No.:** **US D950,182 S**  
(45) **Date of Patent:** **\*\* Apr. 26, 2022**

(54) **CART**  
(71) Applicant: **SHENZHEN BESTQI INNOVATION TECHNOLOGY CO., LTD**, Shenzhen (CN)  
(72) Inventors: **Huasheng Chen**, Shenzhen (CN); **Changgan Shen**, Shenzhen (CN)  
(73) Assignee: **SHENZHEN BESTQI INNOVATION TECHNOLOGY CO., LTD**, Shenzhen (CN)  
(\*\*) Term: **15 Years**

D363,590 S \* 10/1995 Kazmerchek ..... D34/21  
6,349,962 B1 \* 2/2002 Johanson ..... B62B 3/02  
280/42  
D554,323 S \* 10/2007 Roth ..... D34/12  
D555,871 S \* 11/2007 Pong ..... D34/17  
D561,972 S \* 2/2008 Roever ..... D34/17  
D585,621 S \* 1/2009 Taillon ..... D34/21  
D625,072 S \* 10/2010 Zhao ..... D34/21  
D748,359 S \* 1/2016 Lustig ..... D34/21  
D758,688 S \* 6/2016 Nai ..... D34/12  
D831,292 S \* 10/2018 Thuma ..... D34/12  
D835,875 S 12/2018 Sokol  
D852,448 S 6/2019 Hu  
D862,027 S \* 10/2019 Lizotte ..... D34/21  
D937,528 S \* 11/2021 Zhou ..... D34/21  
2014/0217690 A1 \* 8/2014 Schumaker ..... B62B 5/00  
280/47.35

(21) Appl. No.: **29/783,017**  
(22) Filed: **May 11, 2021**  
(51) **LOC (13) Cl.** ..... **12-02**  
(52) **U.S. Cl.**  
USPC ..... **D34/21**  
(58) **Field of Classification Search**  
USPC ..... D34/12, 17, 20, 21, 27  
CPC ... B62B 5/0083; B62B 5/067; B62B 2205/06;  
B62B 2205/10; B62B 2202/403; B62B  
1/14; B62B 1/26; B62B 1/262; B62B  
1/264; B62B 2202/404; B62B 2202/406;  
B62B 3/02; B62B 3/10; B62B 3/12;  
B62B 3/006; B62B 3/002  
See application file for complete search history.

\* cited by examiner

*Primary Examiner* — Cynthia Ramirez

(57) **CLAIM**

The ornamental design for a cart, as shown and described.

**DESCRIPTION**

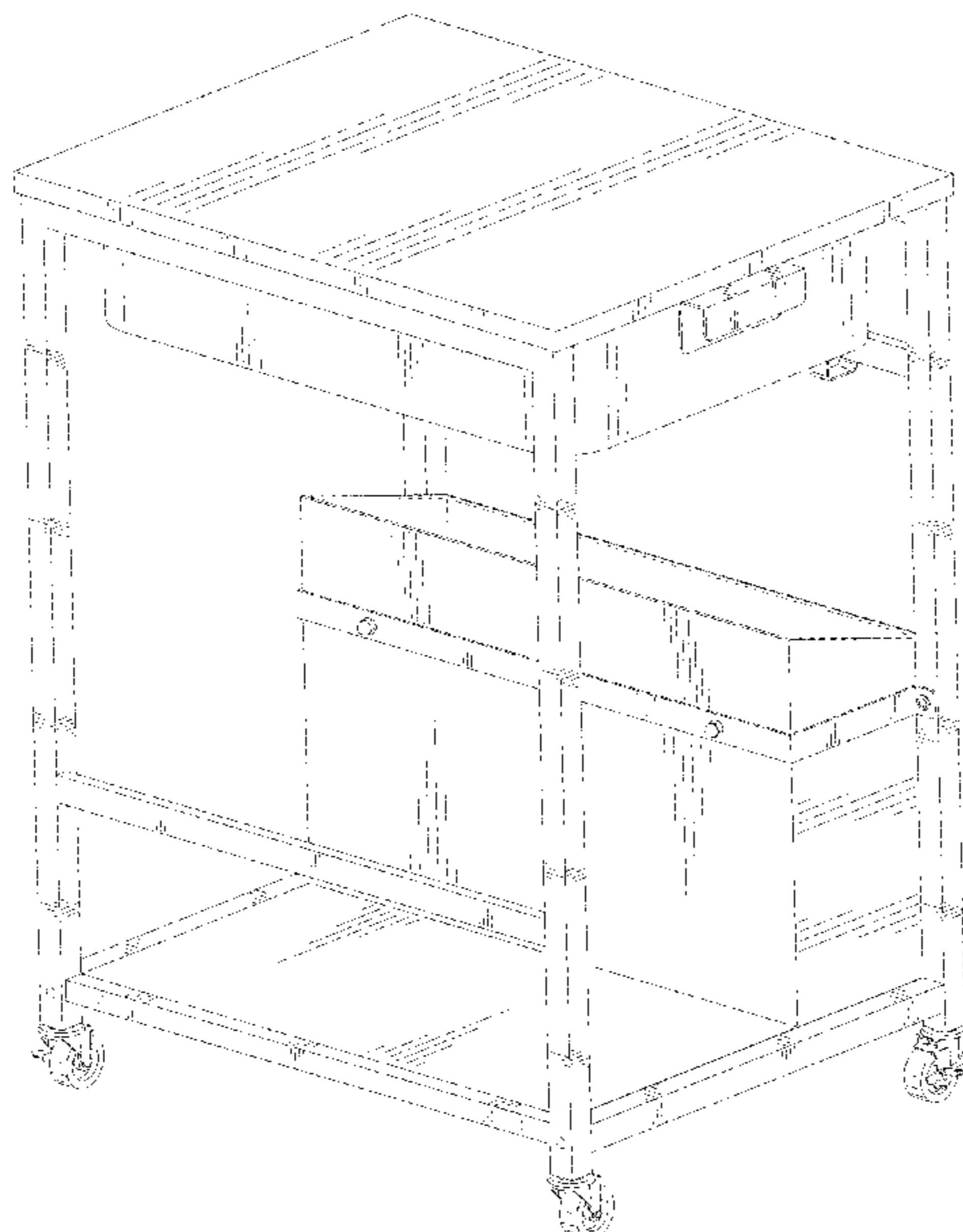
FIG. 1 is a perspective view of a cart showing my new design;  
FIG. 2 is another perspective view thereof;  
FIG. 3 is a front elevational view thereof;  
FIG. 4 is a rear elevational view thereof;  
FIG. 5 is a left side elevational view thereof;  
FIG. 6 is a right side elevational view thereof;  
FIG. 7 is a top plan view thereof;  
FIG. 8 is a bottom plan view thereof; and,  
FIG. 9 is an enlarged view of portion 9 shown in FIG. 2.  
The broken lines in the drawings depict portions of the cart that form no part of the claimed design. The dash-dot broken lines in FIGS. 2 and 9 are to show enlarged areas and form no part of the claimed design.

(56) **References Cited**

**U.S. PATENT DOCUMENTS**

2,856,253 A \* 10/1958 Flynn ..... D06F 93/00  
280/47.35  
D189,824 S \* 2/1961 Harper ..... D34/21  
D199,670 S \* 12/1964 Inglis ..... D34/21  
4,763,799 A \* 8/1988 Cohn ..... F16B 7/105  
211/208  
D362,528 S \* 9/1995 Shannon ..... D34/21

**1 Claim, 9 Drawing Sheets**






FIG. 1

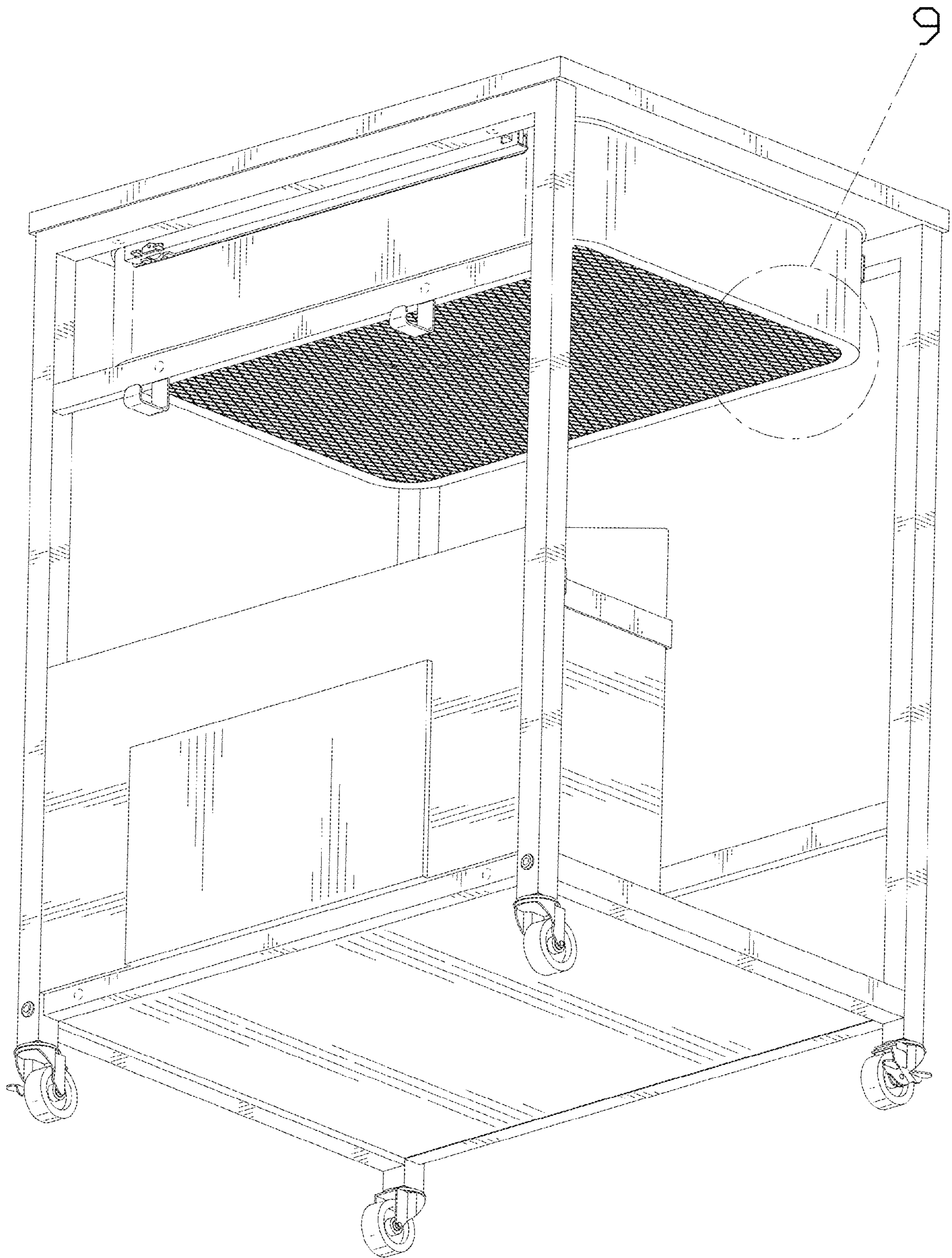


FIG. 2

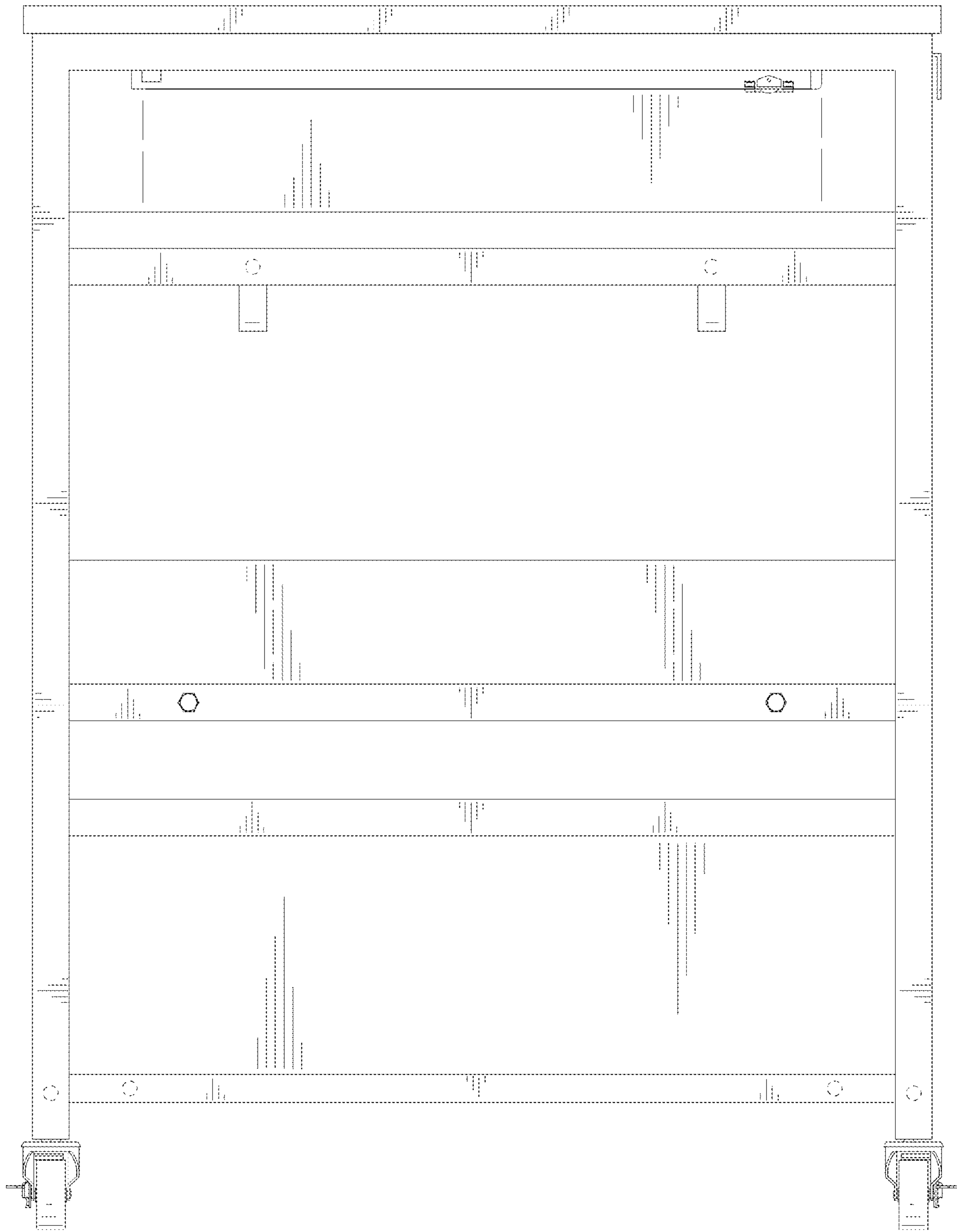


FIG. 3

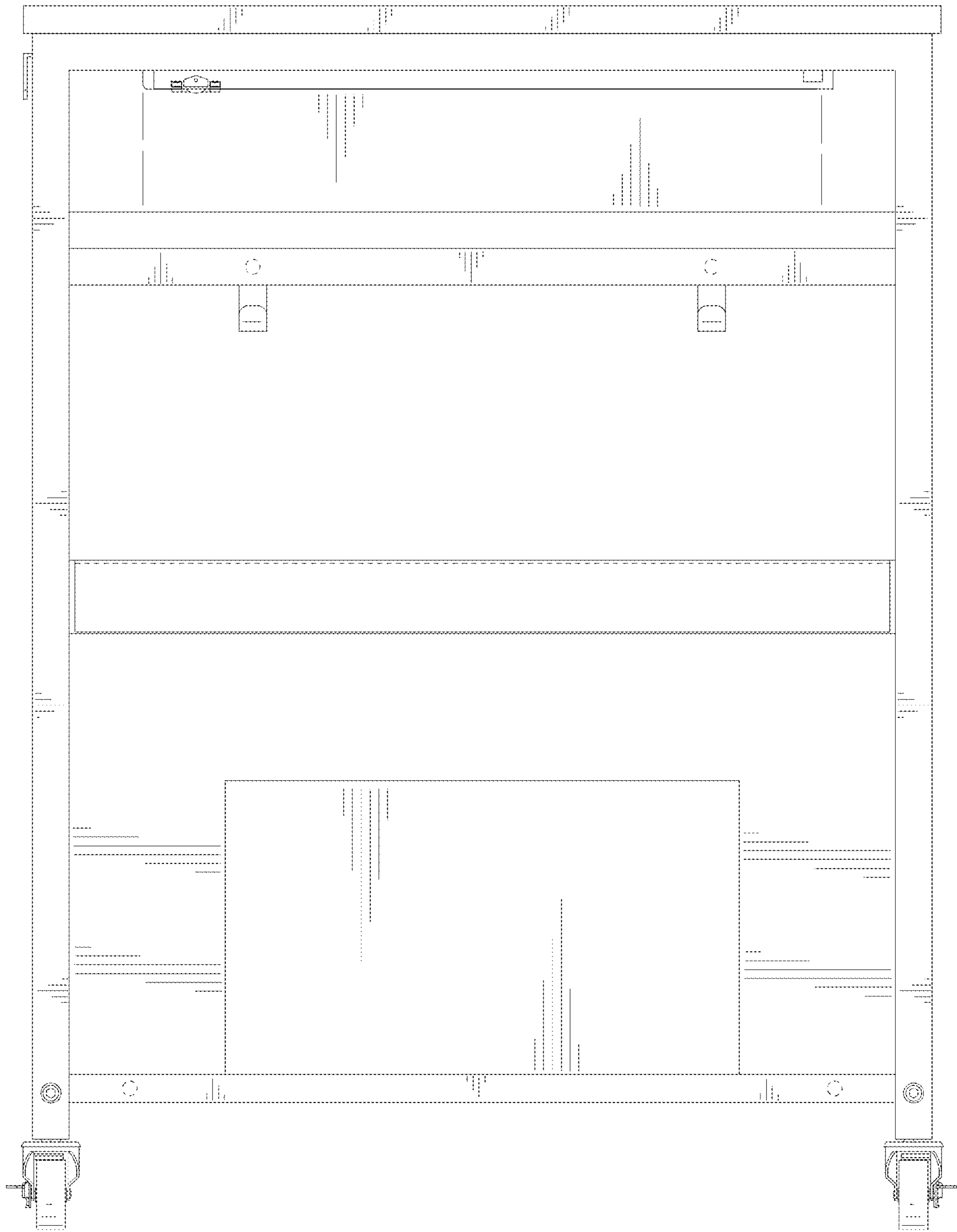


FIG. 4

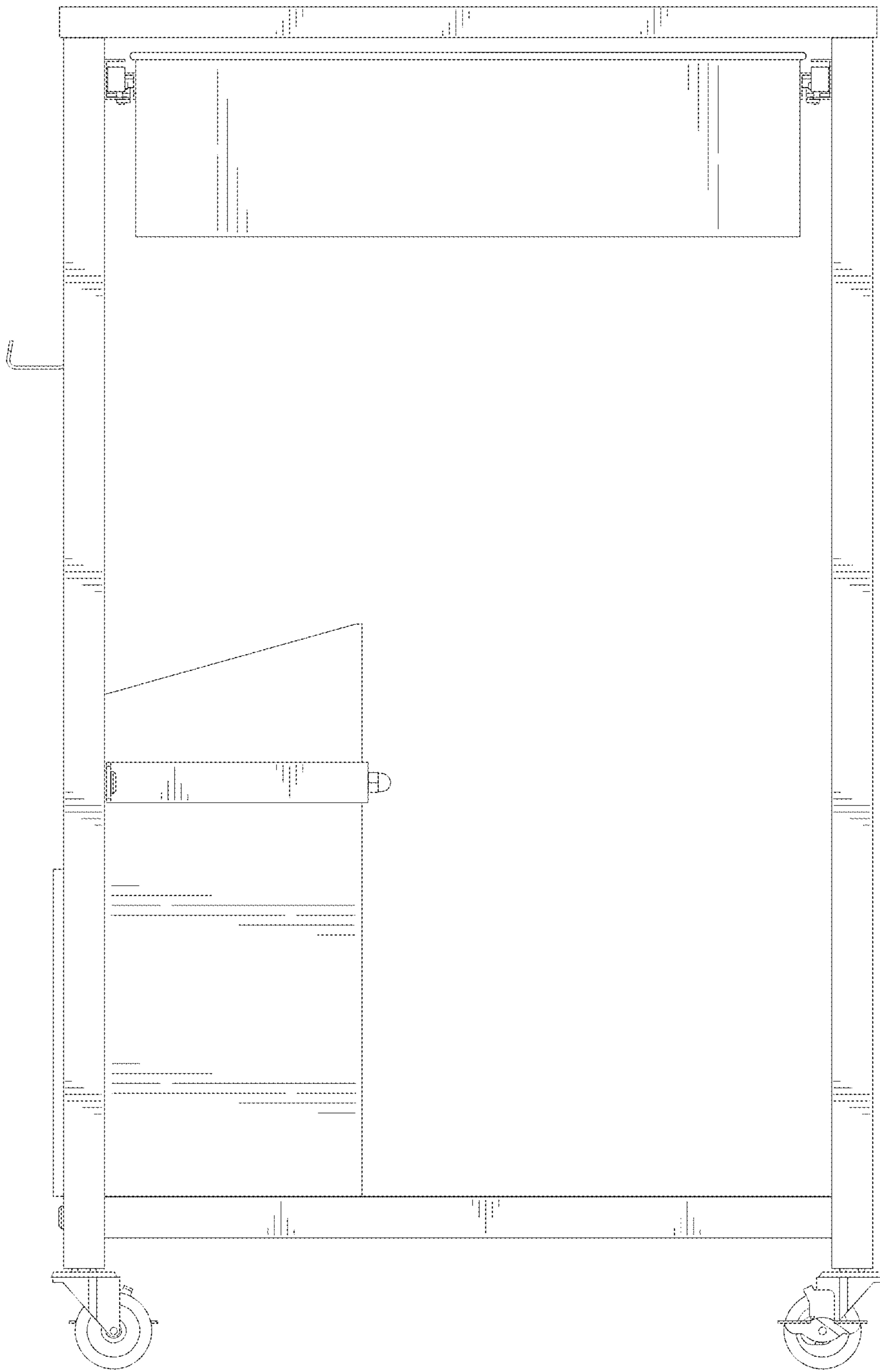


FIG. 5

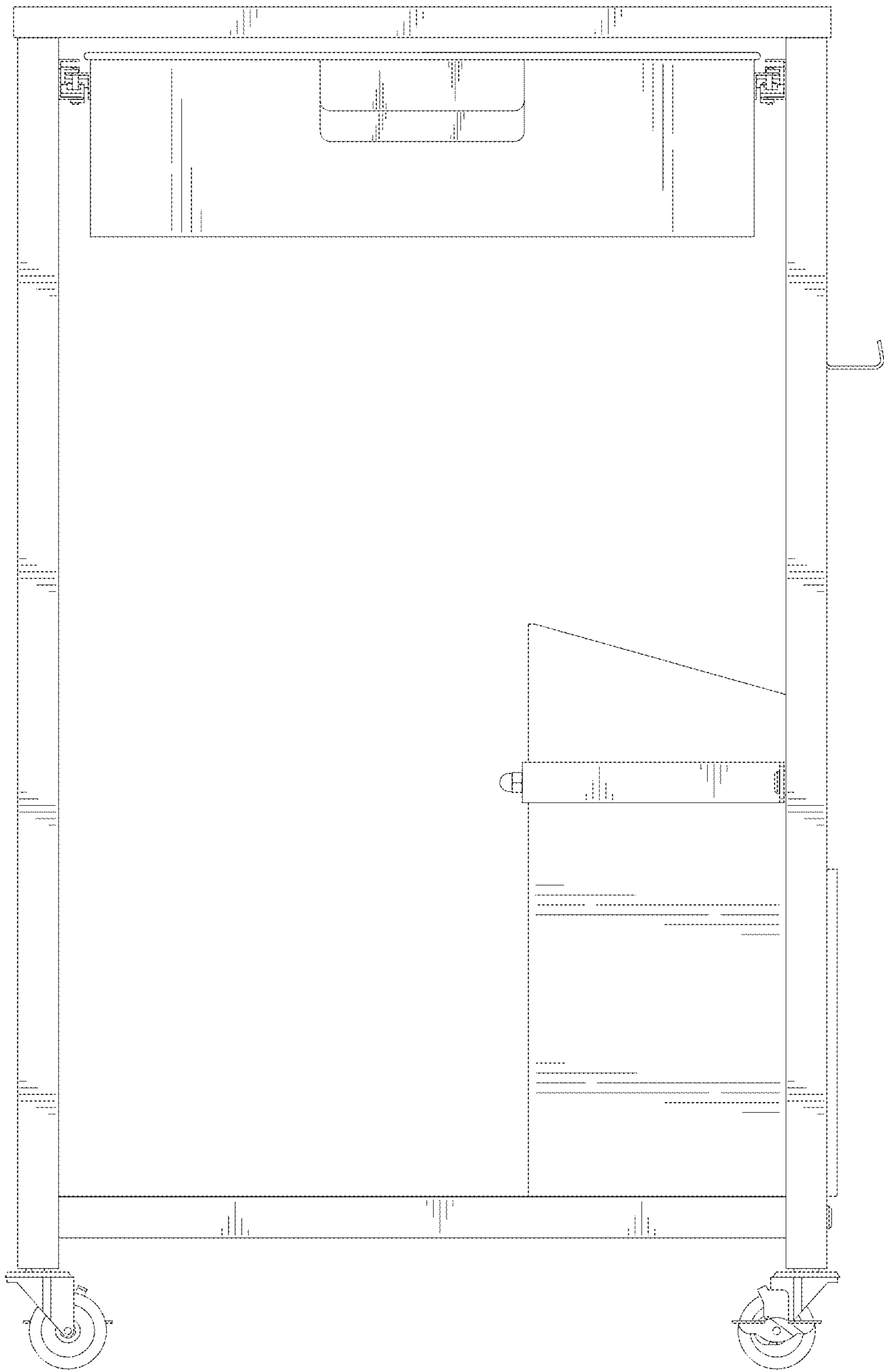


FIG. 6

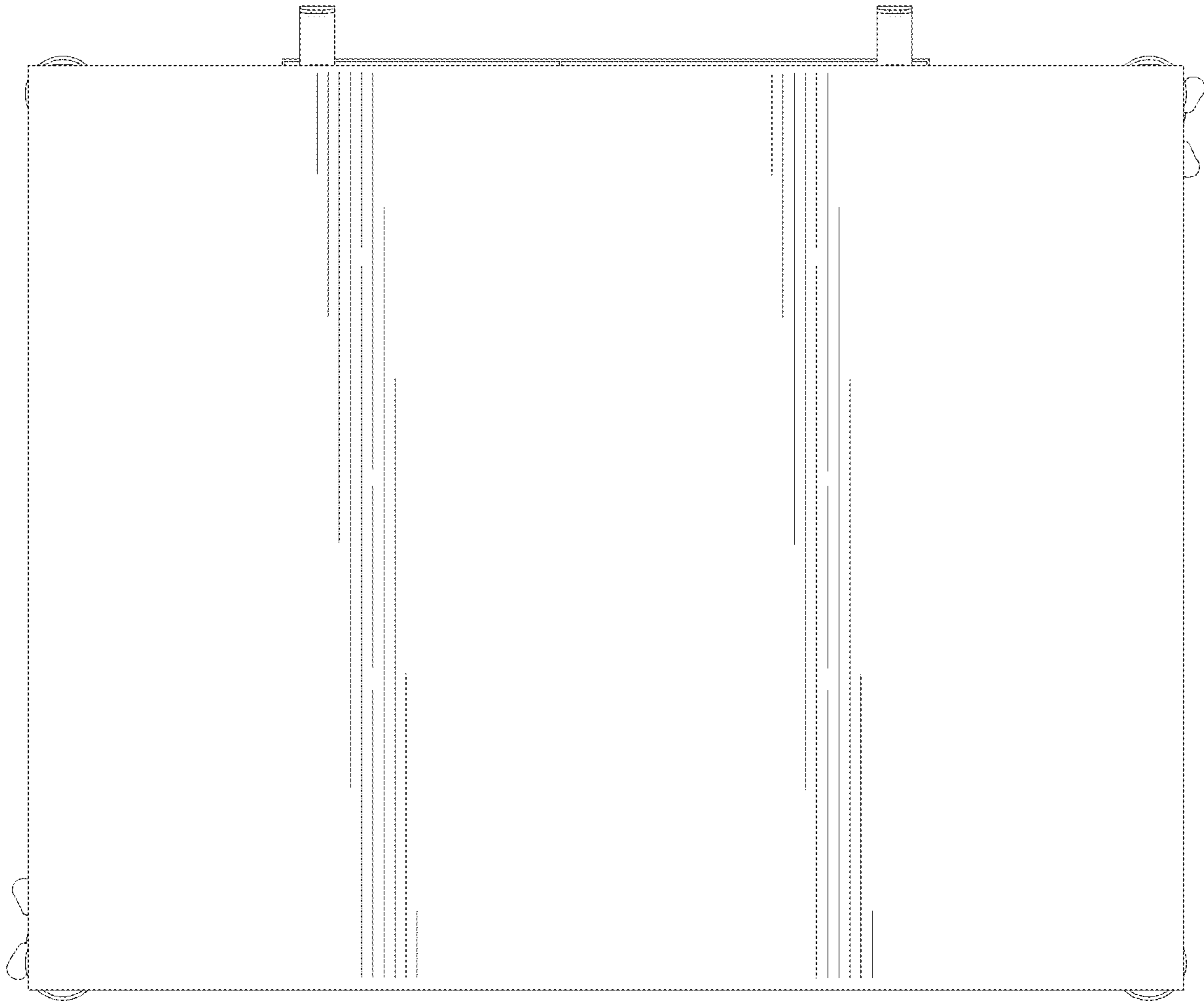


FIG. 7






FIG. 8

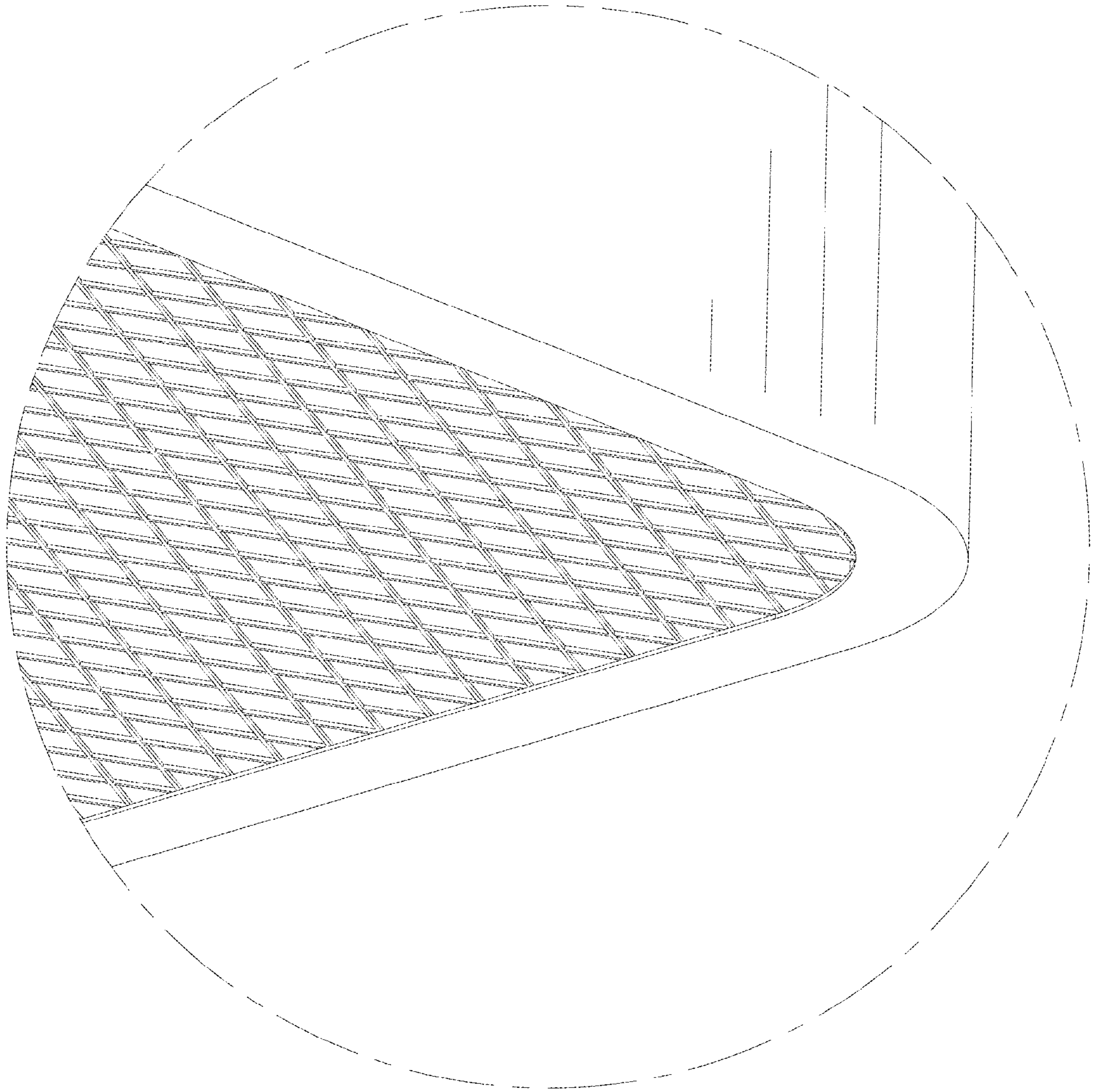


FIG. 9