



US00D950153S

(12) **United States Design Patent** (10) **Patent No.:** **US D950,153 S**  
**Ramm** (45) **Date of Patent:** **\*\* Apr. 26, 2022**

(54) **RAZOR HANDLE**

(71) Applicant: **The Gillette Company LLC**, Boston, MA (US)

(72) Inventor: **Christopher Ramm**, North Attleboro, MA (US)

(73) Assignee: **The Gillette Company LLC**, Boston, MA (US)

(\*\*) Term: **15 Years**

(21) Appl. No.: **29/760,717**

(22) Filed: **Dec. 3, 2020**

(51) **LOC (13) Cl.** ..... **28-03**

(52) **U.S. Cl.**

USPC ..... **D28/48**

(58) **Field of Classification Search**

USPC ..... D28/45-48

CPC ... B26B 21/00; B26B 21/08; B26B 21/14-18;

B26B 21/40; B26B 21/44-48; B26B

21/30-32; B26B 21/4062-4075; B26B

21/528; B26B 19/38

See application file for complete search history.

(56) **References Cited**

**U.S. PATENT DOCUMENTS**

|              |         |          |       |        |
|--------------|---------|----------|-------|--------|
| D559,455 S * | 1/2008  | Padain   | ..... | D28/48 |
| D614,354 S * | 4/2010  | Christie | ..... | D28/48 |
| D615,248 S * | 5/2010  | Rhod     | ..... | D28/48 |
| D615,708 S * | 5/2010  | Lukan    | ..... | D28/48 |
| D628,345 S * | 11/2010 | Webb     | ..... | D28/48 |
| D842,542 S * | 3/2019  | Ramm     | ..... | D28/48 |
| D857,991 S * | 8/2019  | Atlason  | ..... | D28/48 |
| D911,608 S * | 2/2021  | Riehle   | ..... | D28/48 |

|                   |        |          |       |                       |
|-------------------|--------|----------|-------|-----------------------|
| D926,375 S *      | 7/2021 | Riehle   | ..... | D28/48                |
| D940,956 S *      | 1/2022 | Mesika   | ..... | D28/48                |
| 2005/0066527 A1 * | 3/2005 | Wakayama | ..... | B26B 21/4018<br>30/41 |

**FOREIGN PATENT DOCUMENTS**

CA 2425299 A1 \* 5/2002 ..... B29C 45/1676

**OTHER PUBLICATIONS**

All Office Actions, U.S. Appl. No. 29/760,759.

\* cited by examiner

*Primary Examiner* — Jennifer Rivard

*Assistant Examiner* — Alison M Ofstun

(74) *Attorney, Agent, or Firm* — Joanne N. Pappas; Kevin C. Johnson

(57) **CLAIM**

The ornamental design for a razor handle, as shown and described.

**DESCRIPTION**

FIG. 1 is a front perspective view of a razor handle showing my new design;

FIG. 2 is a front view thereof;

FIG. 3 is a back view thereof;

FIG. 4 is a left side view thereof;

FIG. 5 is a right side view thereof;


FIG. 6 is a top view thereof;

FIG. 7 is a bottom view thereof; and,

FIG. 8 is a rear perspective view thereof.

The broken lines illustrate portions of the razor handle and form no part of the claimed design.

**1 Claim, 5 Drawing Sheets**



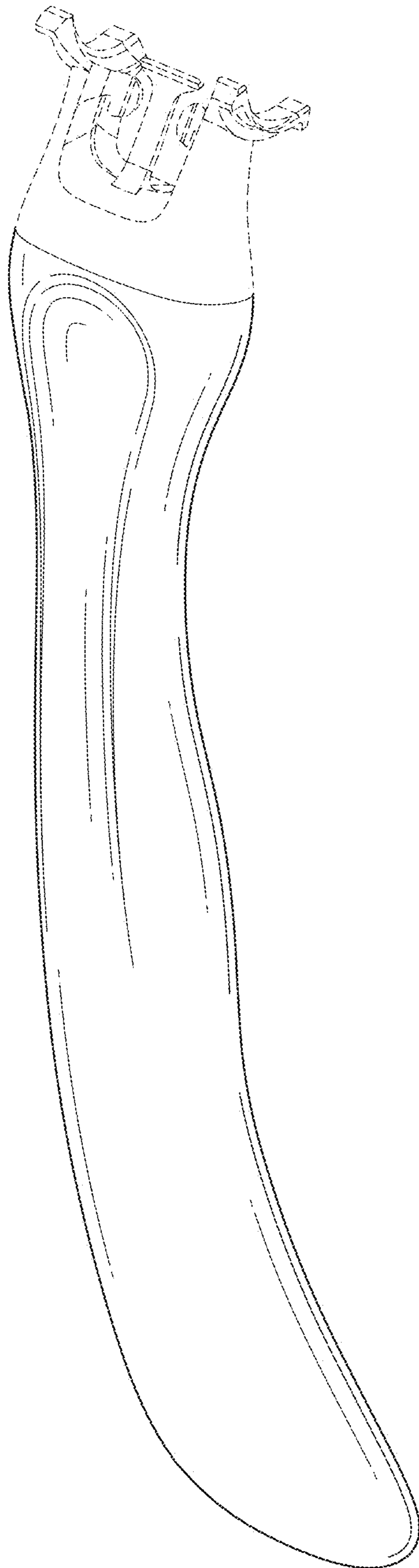


FIG. 1

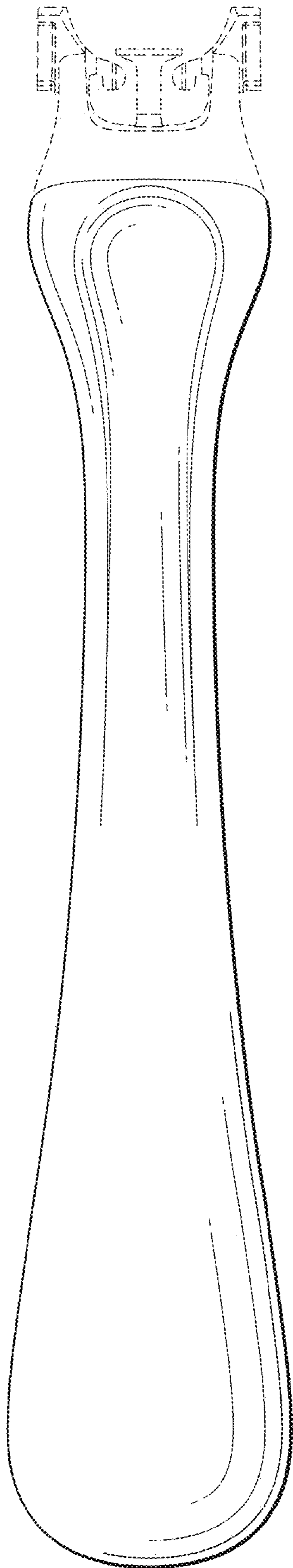


FIG. 2

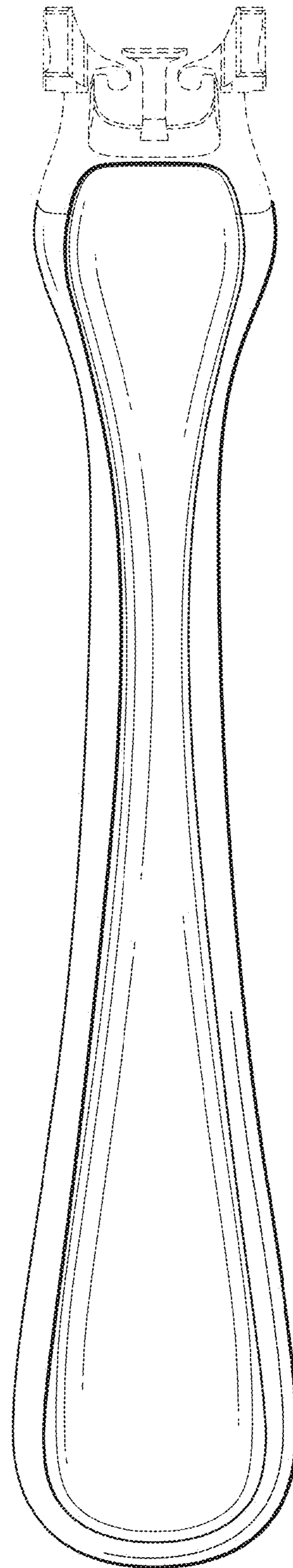


FIG. 3

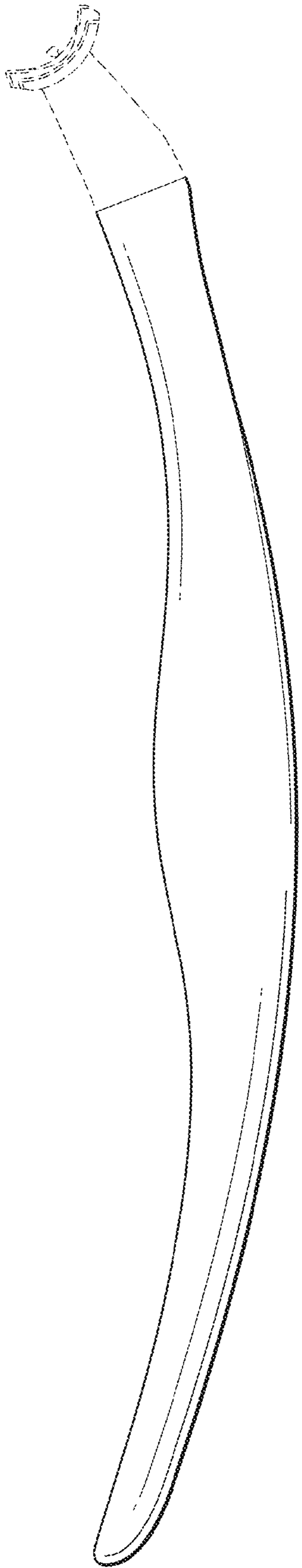


FIG. 4

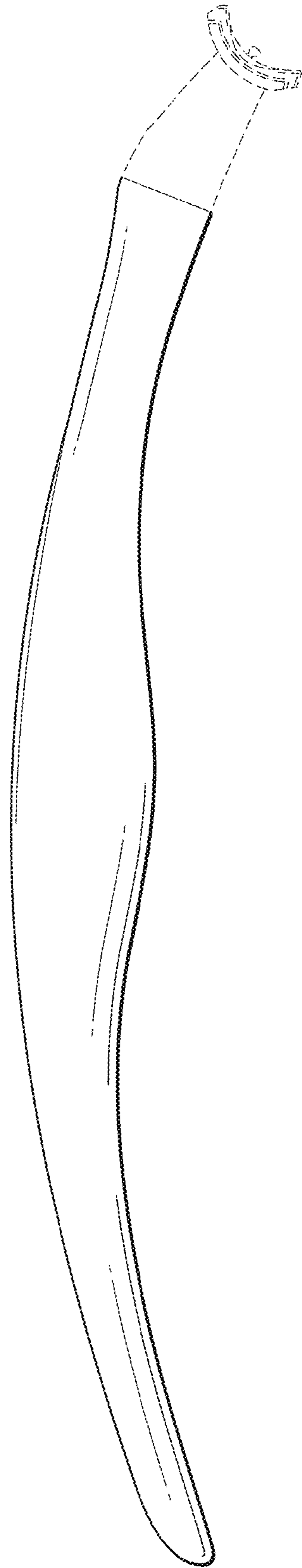


FIG. 5

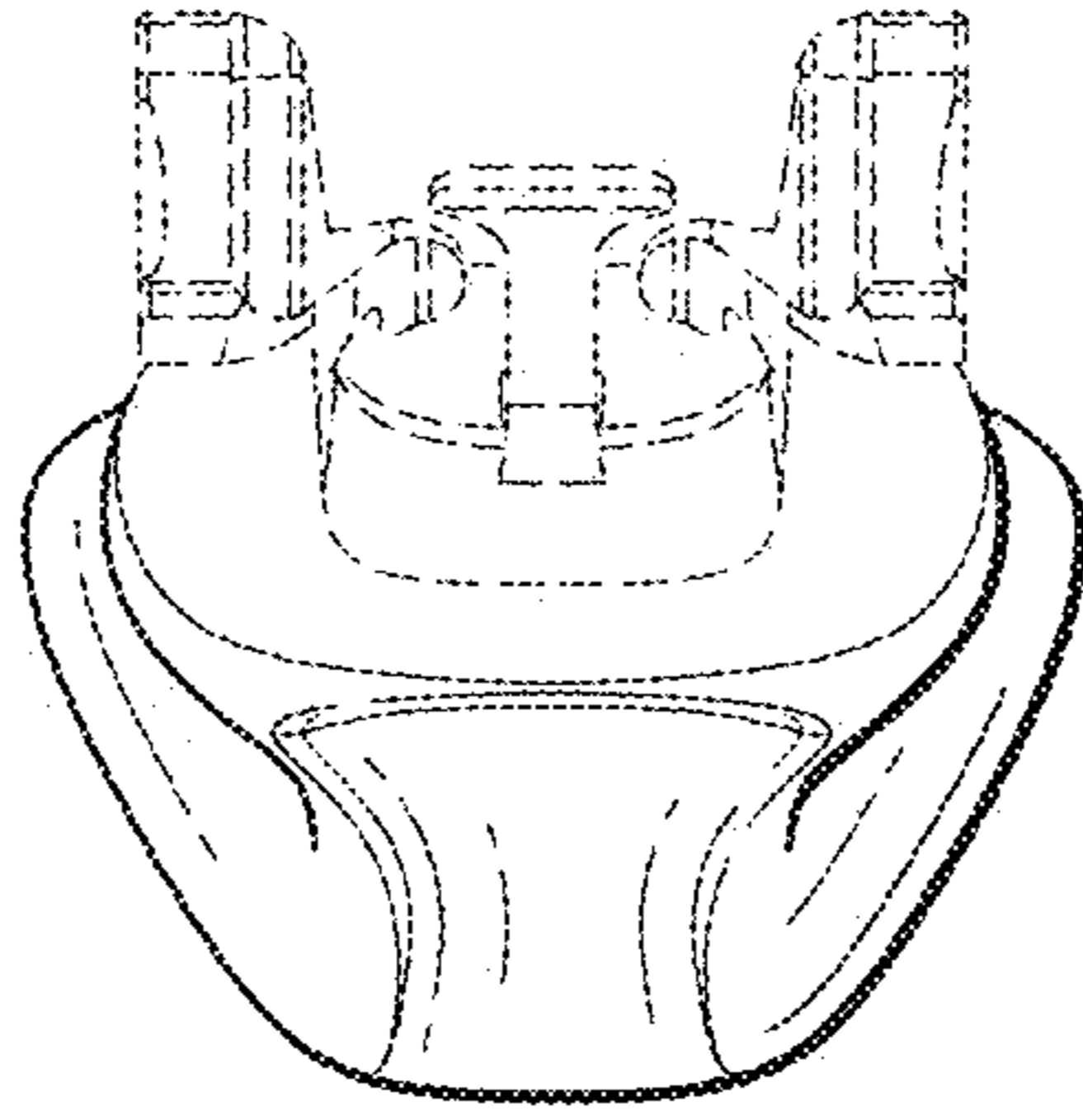


FIG. 6

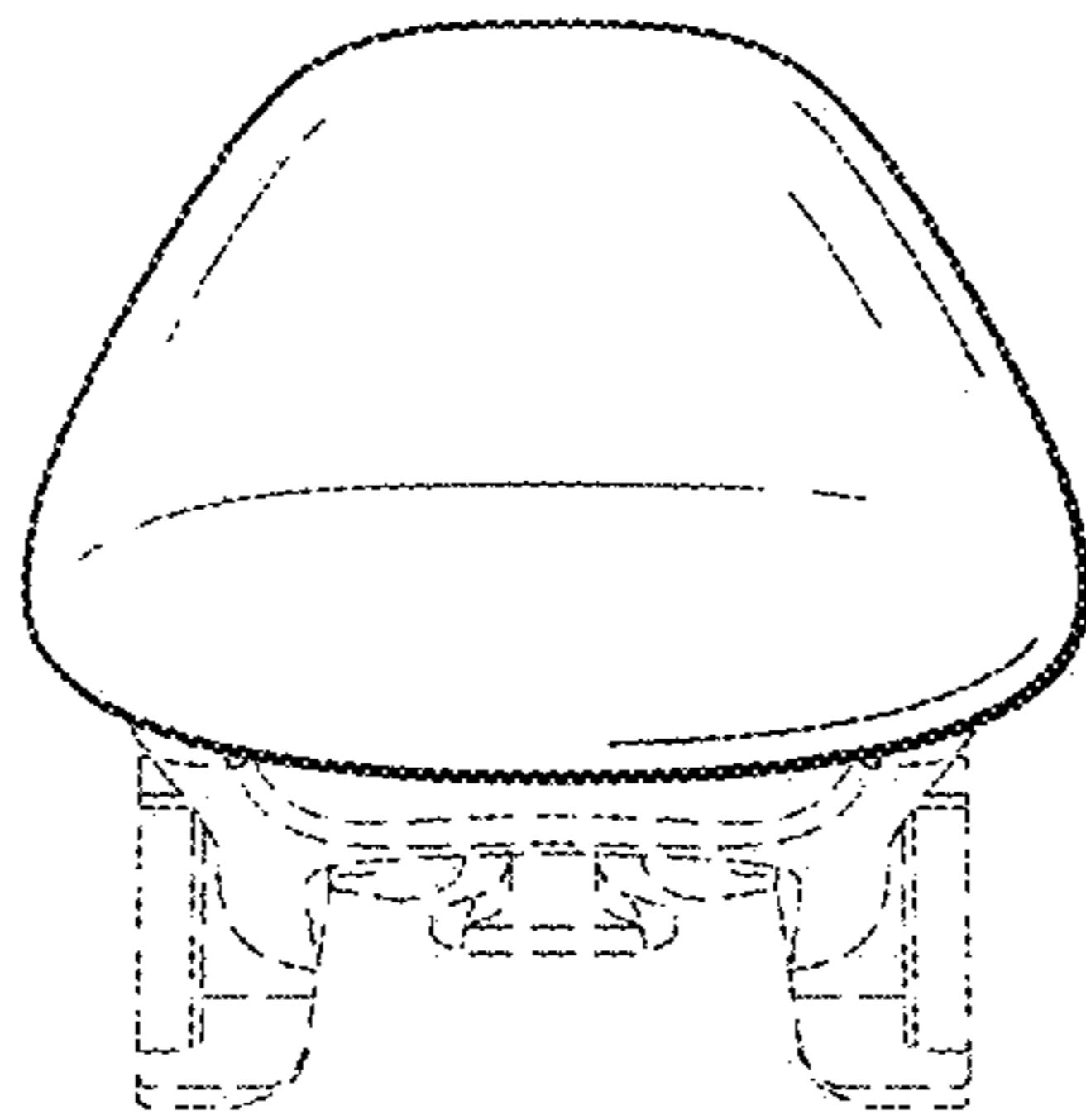


FIG. 7

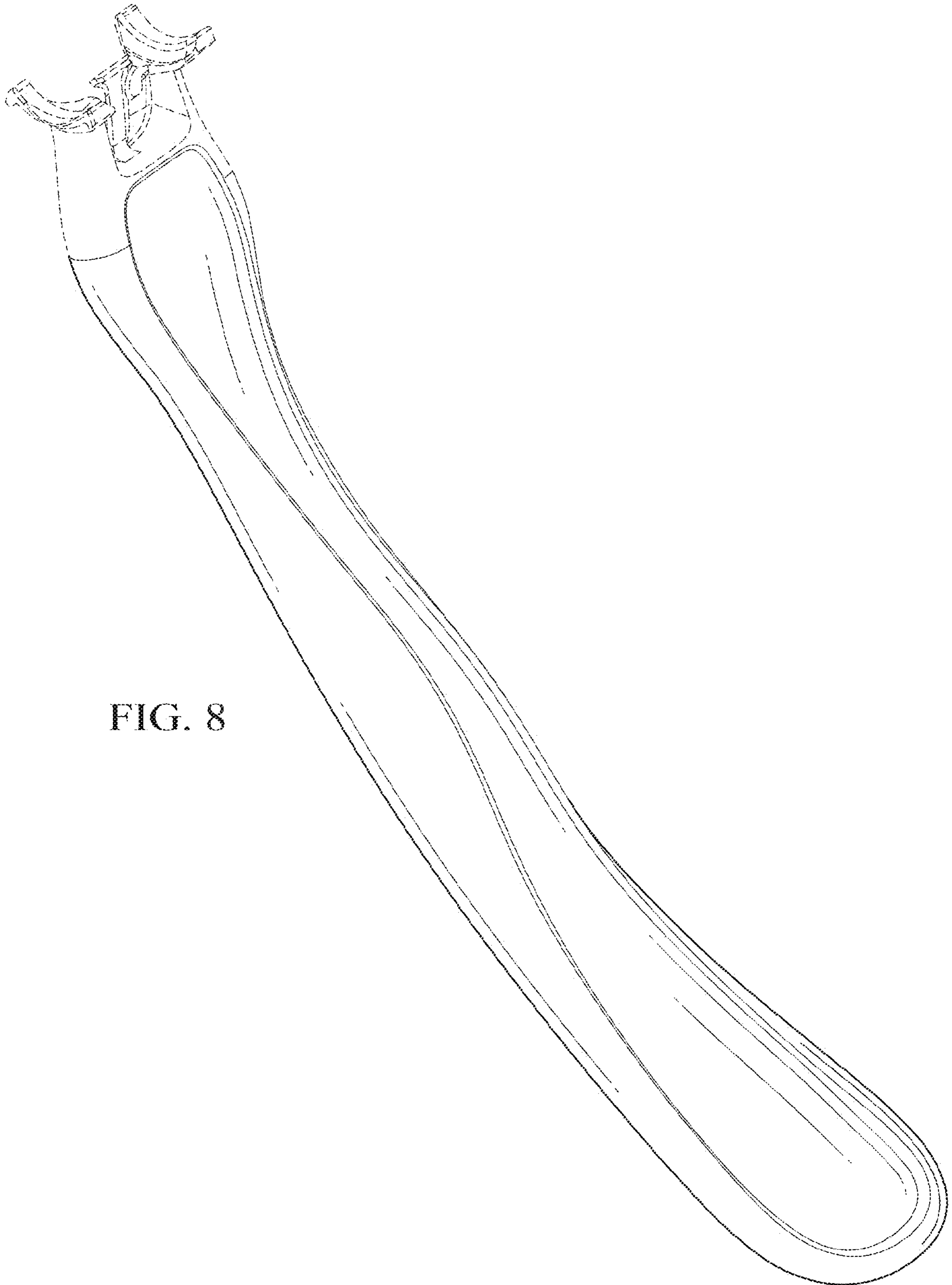


FIG. 8