



US00D950148S

(12) **United States Design Patent**
Chen et al.

(10) **Patent No.:** **US D950,148 S**

(45) **Date of Patent:** **** Apr. 26, 2022**

(54) **GLASS NOZZLE ASSEMBLED WITH ELECTRONIC ATOMIZER**

(71) Applicant: **Shenzhen Verdewell Technology Limited, Shenzhen (CN)**

(72) Inventors: **Shouhao Chen, Shenzhen (CN); Yujie Liang, Shenzhen (CN); Shaowen Li, Shenzhen (CN)**

(73) Assignee: **SHENZHEN VERDEWELL TECHNOLOGY LIMITED, Shenzhen (CN)**

(**) Term: **15 Years**

(21) Appl. No.: **29/763,775**

(22) Filed: **Dec. 23, 2020**

(30) **Foreign Application Priority Data**

Jul. 7, 2020 (CN) 202030363463.0

(51) **LOC (13) Cl.** **27-02**

(52) **U.S. Cl.**
USPC **D27/162**

(58) **Field of Classification Search**
USPC D27/162, 100, 101, 163-170, 180, 183, D27/194; D23/360, 366
CPC A24F 47/008; A24F 47/002; A24F 1/30; A24F 1/02; A24F 1/00; A61M 11/00
See application file for complete search history.

(56) **References Cited**

U.S. PATENT DOCUMENTS

D230,099 S * 1/1974 Orr D27/162
4,215,707 A * 8/1980 Elrich A24F 1/30
131/173
D351,253 S * 10/1994 Baig D27/162

D358,227 S * 5/1995 Heine D27/162
9,179,710 B2 * 11/2015 Chaoui A24F 1/30
9,848,639 B1 * 12/2017 Soares A24F 1/30
D843,647 S * 3/2019 Camitta D27/162
D854,740 S * 7/2019 Opp D27/162
10,477,889 B2 * 11/2019 Goldstein A24F 1/32
D874,717 S * 2/2020 Nhep D27/162
10,869,498 B2 * 12/2020 Risolia A24F 1/02
D914,961 S * 3/2021 Li D27/162
D916,364 S * 4/2021 Li D27/162
D925,820 S * 7/2021 Gibson D27/162
D935,686 S * 11/2021 Liang D27/162

OTHER PUBLICATIONS

Glass watering Spray Bottle found on Amazon Nov. 18, 2021
<https://www.u-buy.jp/en/product/SWG8VZM8-ziuheoa-plant-mister-glass-watering-spray-bottle-6-4-tall-watering-can-retro-high-atomization-nozzle> Sep. 19, 2021.*

* cited by examiner

Primary Examiner — Marissa J Cash
Assistant Examiner — Rebecca Tsehaye

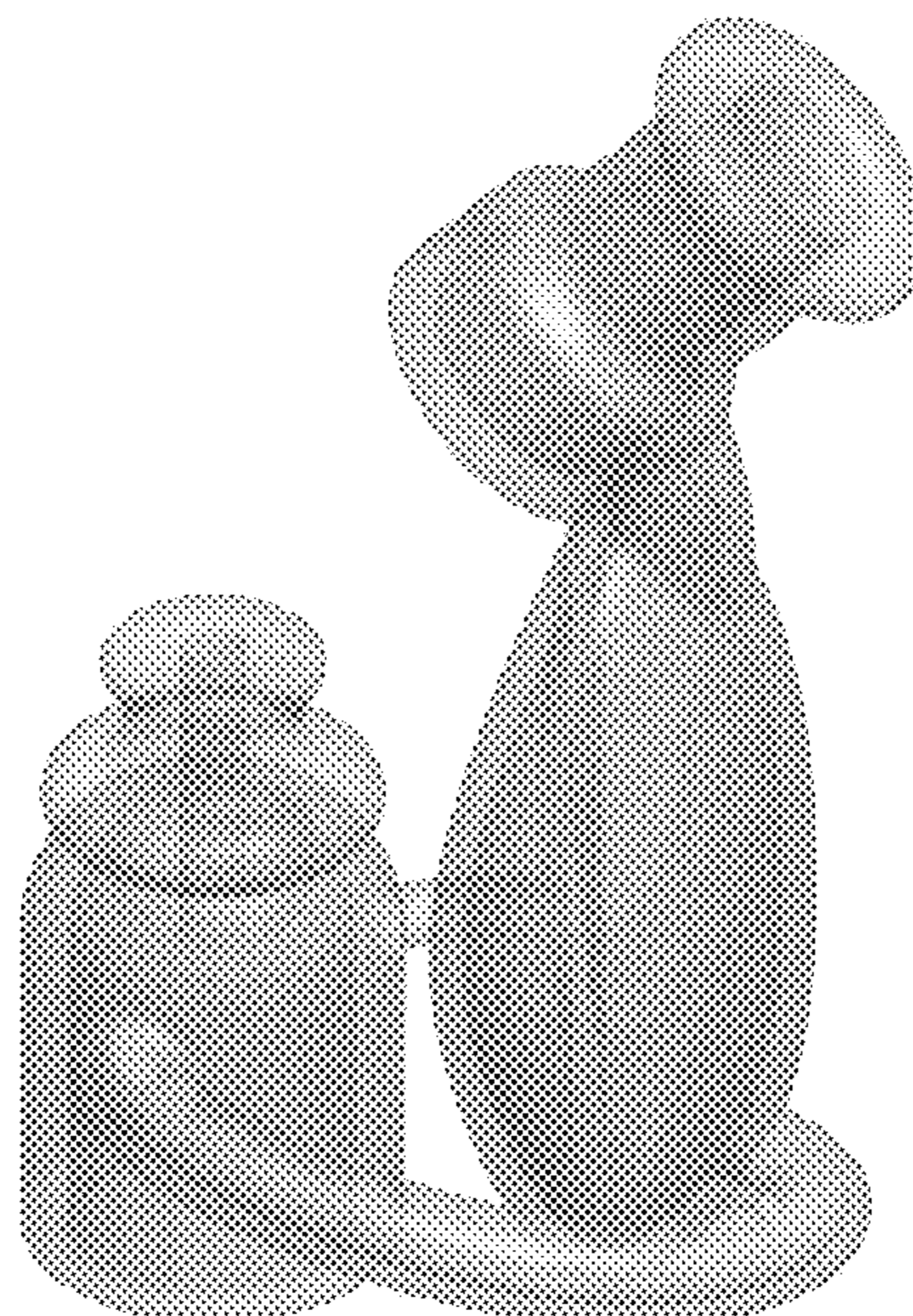
(57) **CLAIM**

The ornamental design for a glass nozzle assembled with electronic atomizer, as shown and described.

DESCRIPTION

FIG. 1 is a perspective view of a glass nozzle assembled with electronic atomizer;
FIG. 2 is another perspective view thereof;
FIG. 3 is a front elevational view thereof;
FIG. 4 is a rear side elevational view thereof;
FIG. 5 is a left side elevational view thereof;
FIG. 6 is a right side elevational view thereof;
FIG. 7 is a top plan view thereof; and,
FIG. 8 is a bottom plan view thereof.

1 Claim, 8 Drawing Sheets



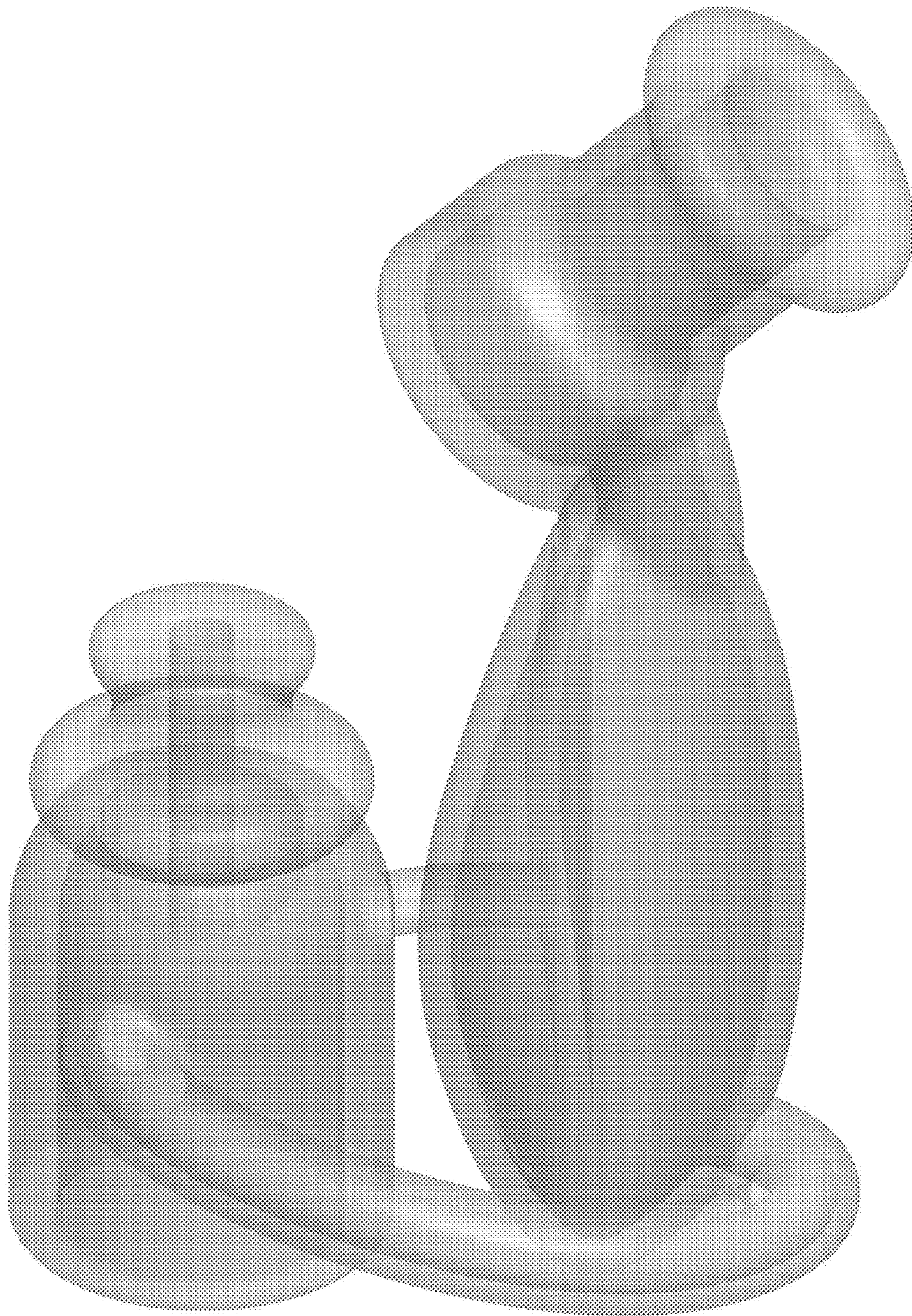


FIG. 1




FIG. 2

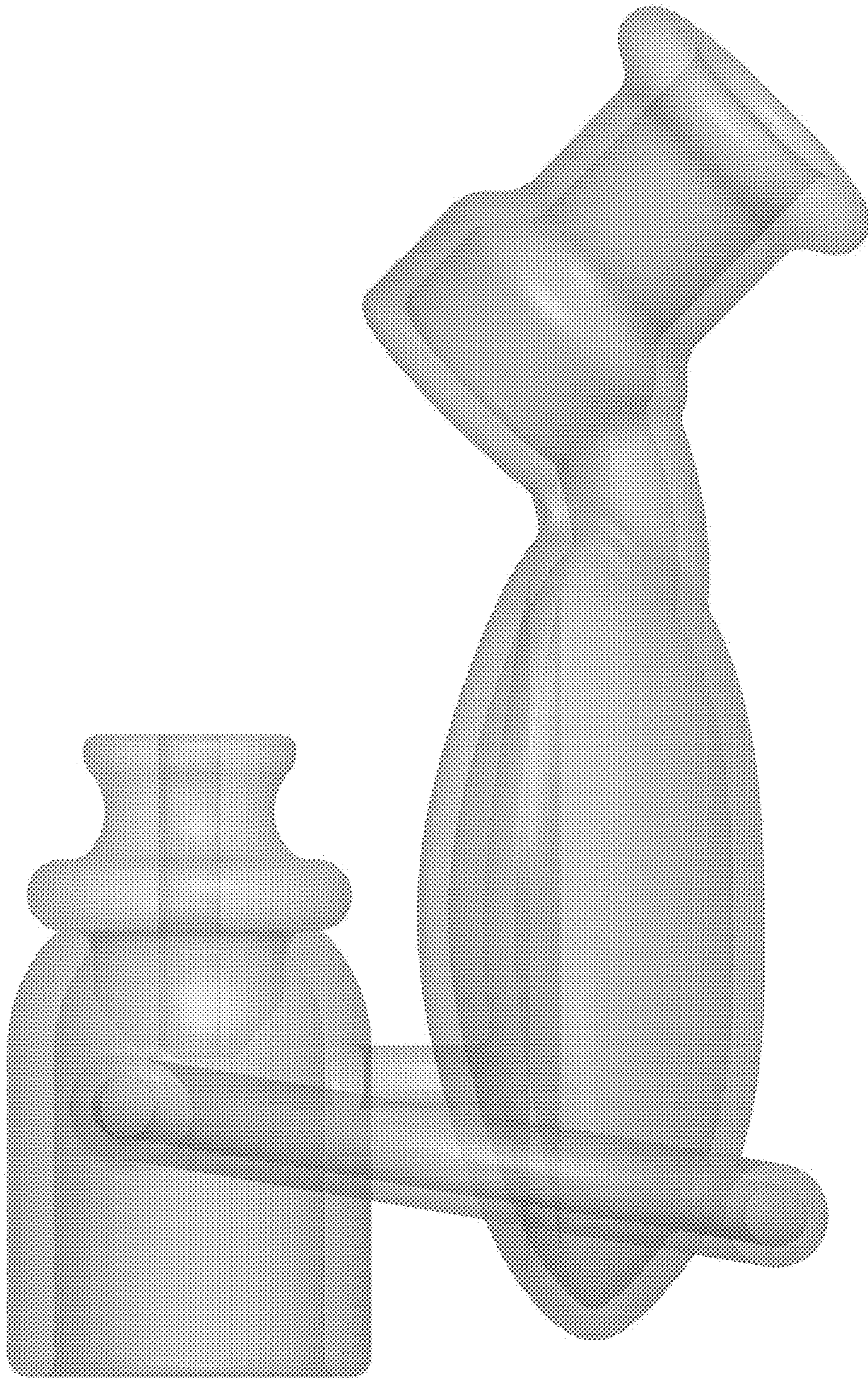


FIG. 3

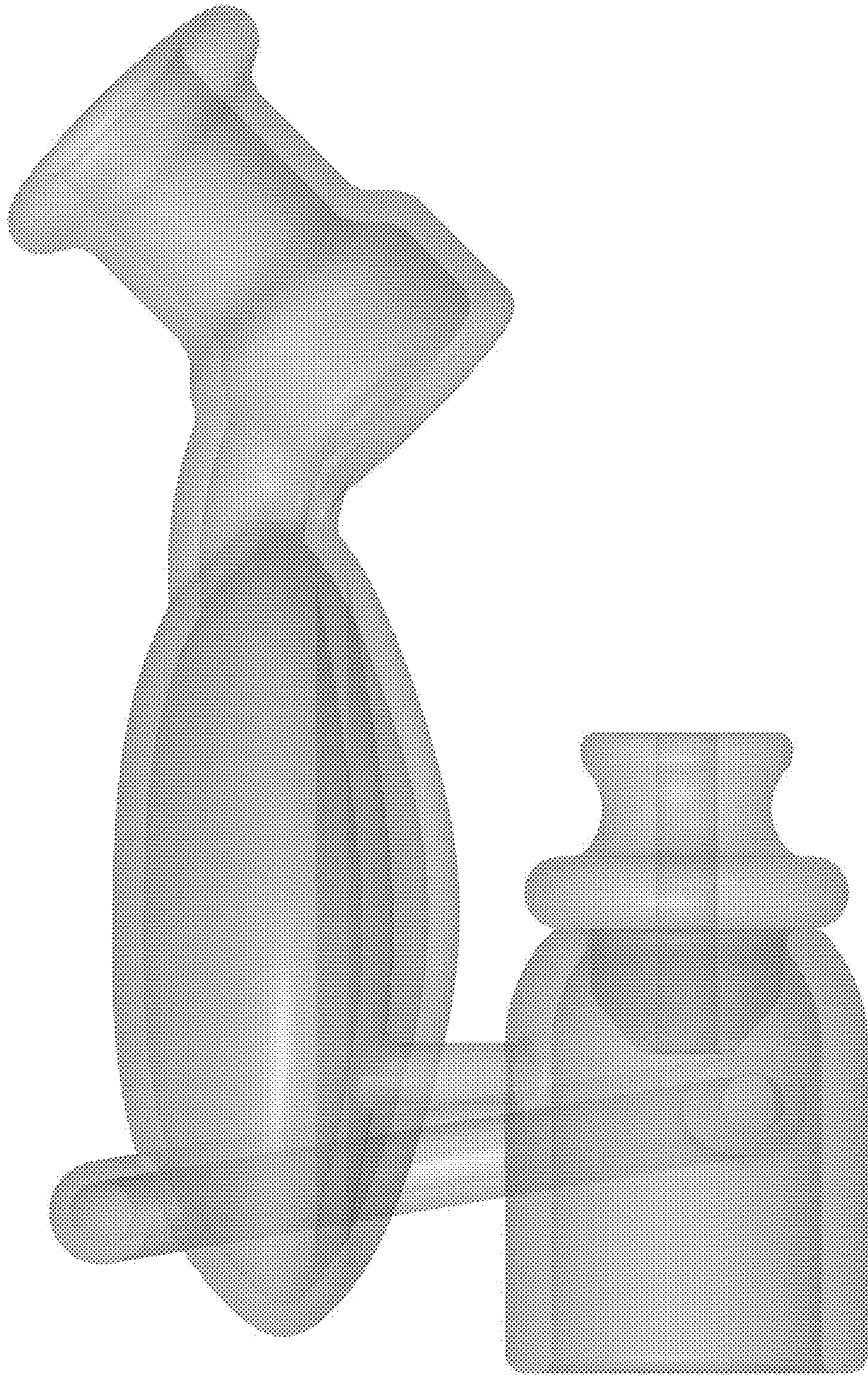


FIG. 4




FIG. 5




FIG. 6

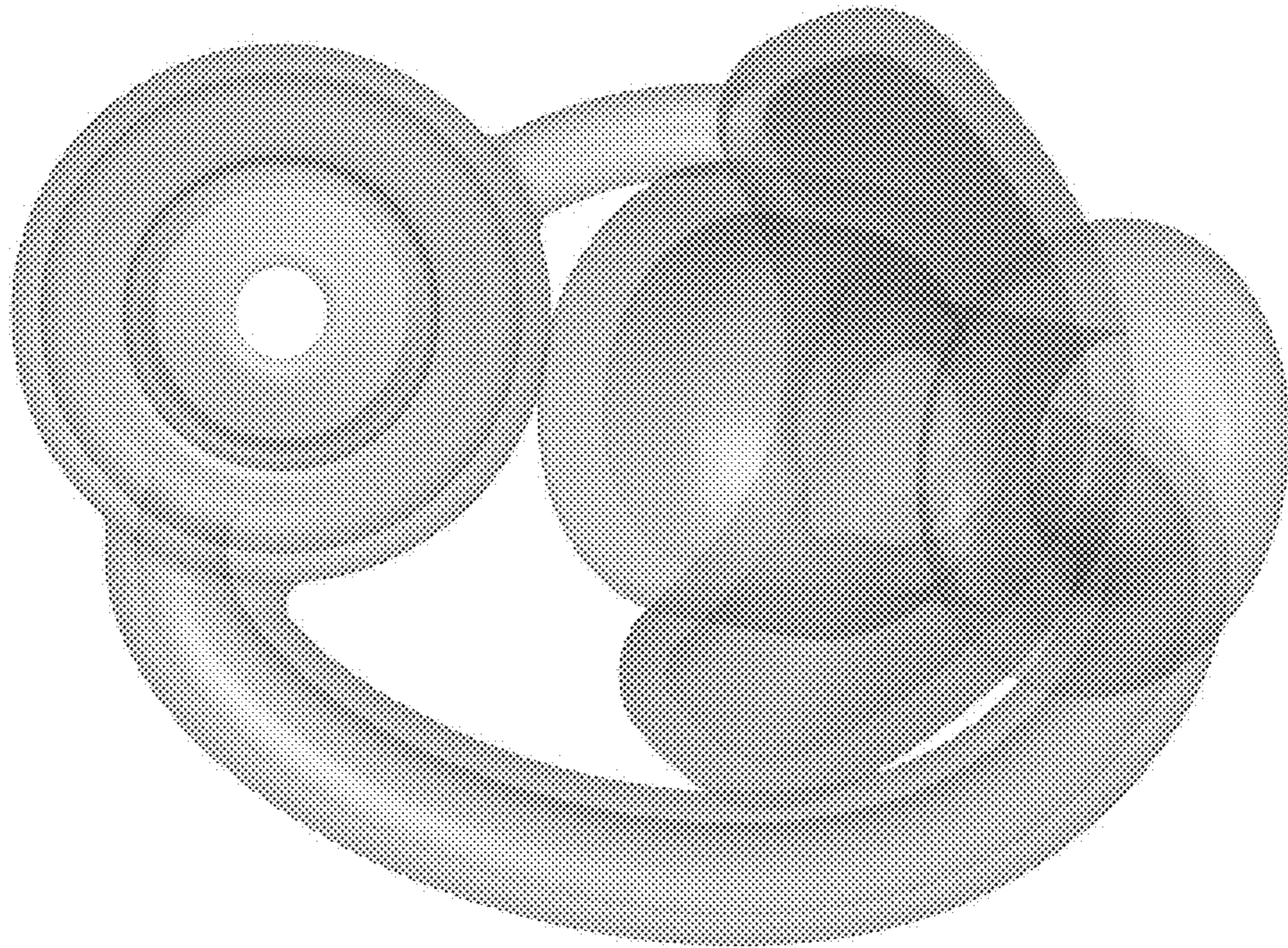


FIG. 7

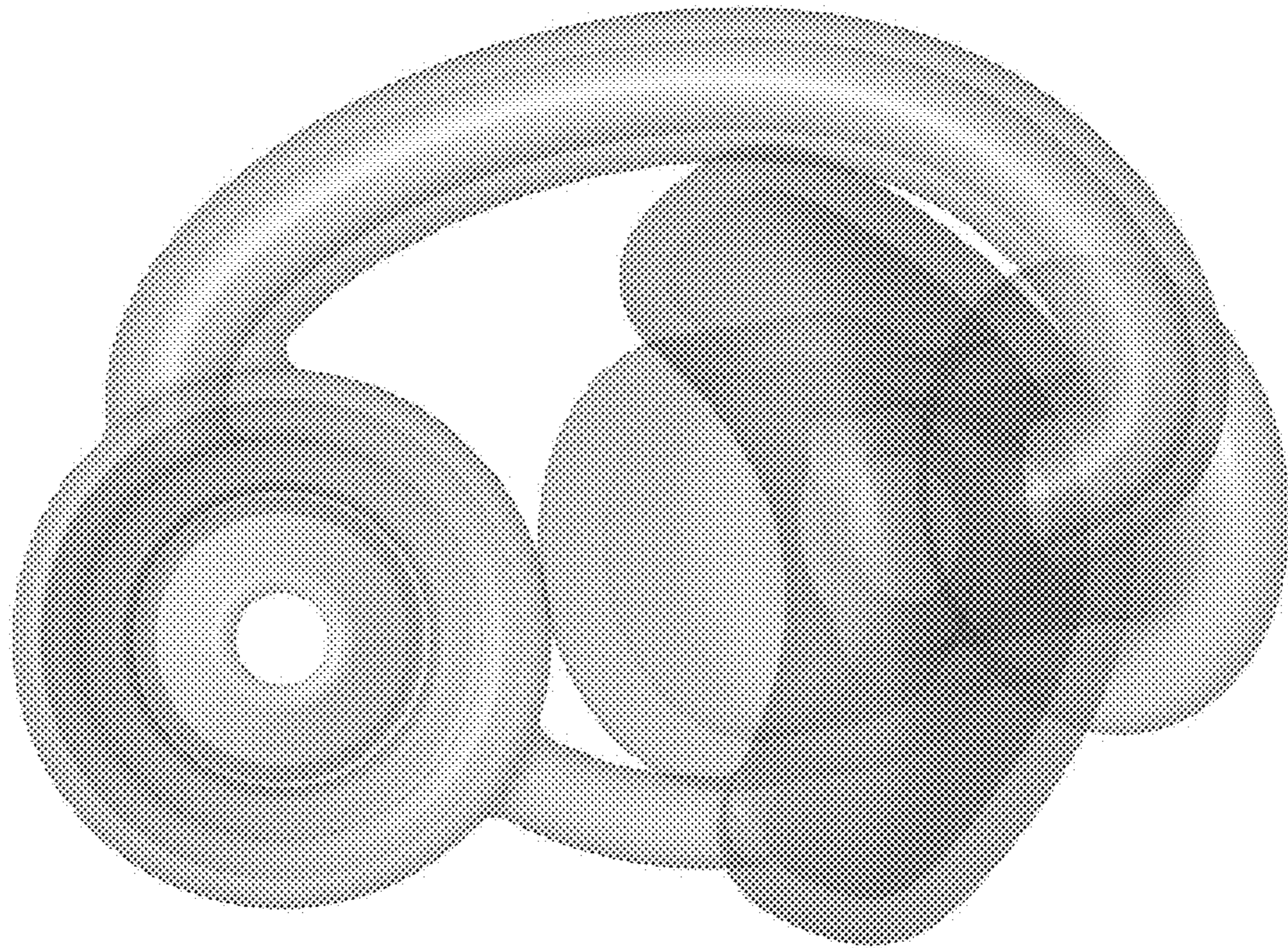


FIG. 8