



US00D950145S

(12) **United States Design Patent** (10) **Patent No.:** **US D950,145 S**
Li (45) **Date of Patent:** **** *Apr. 26, 2022**

(54) **ELECTRONIC ATOMIZING DEVICE**
(71) Applicant: **Shenzhen Verdewell Technology Limited**, Shenzhen (CN)
(72) Inventor: **Shaowen Li**, Shenzhen (CN)
(73) Assignee: **SHENZHEN VERDEWELL TECHNOLOGY LIMITED**, Shenzhen (CN)

D901,756 S * 11/2020 Chen D27/101
D901,761 S * 11/2020 Zhu D27/162
D902,475 S * 11/2020 Liu D27/162
D903,191 S * 11/2020 Li D27/101
D909,667 S * 2/2021 Chen D27/162
D909,668 S * 2/2021 Chen D27/162
D919,172 S * 5/2021 Zu D27/162
D921,283 S * 6/2021 Laidlaw D27/162
D924,476 S * 7/2021 Li D27/162

(Continued)

(*) Notice: This patent is subject to a terminal disclaimer.

FOREIGN PATENT DOCUMENTS
CN 306157436 11/2020

(**) Term: **15 Years**

OTHER PUBLICATIONS

(21) Appl. No.: **29/748,940**

Chinese First office action, China application No. 202030409187.7, dated Nov. 13, 2020 (3 pages).

(22) Filed: **Sep. 2, 2020**

(Continued)

(30) **Foreign Application Priority Data**

Primary Examiner — Marissa J Cash
Assistant Examiner — Rebecca Tsehaye

Jul. 24, 2020 (CN) 202030409187.7

(51) **LOC (13) Cl.** **27-02**

(57) **CLAIM**

(52) **U.S. Cl.**
USPC **D27/162**

The ornamental design for an electronic atomizing device, as shown and described.

(58) **Field of Classification Search**
USPC D27/162, 100, 101, 163–165, 172, 174, D27/183, 185–194; D13/103, 107–109
CPC A24F 47/002; A24F 47/006; A24F 47/008; A61M 15/00; A61M 15/06
See application file for complete search history.

DESCRIPTION

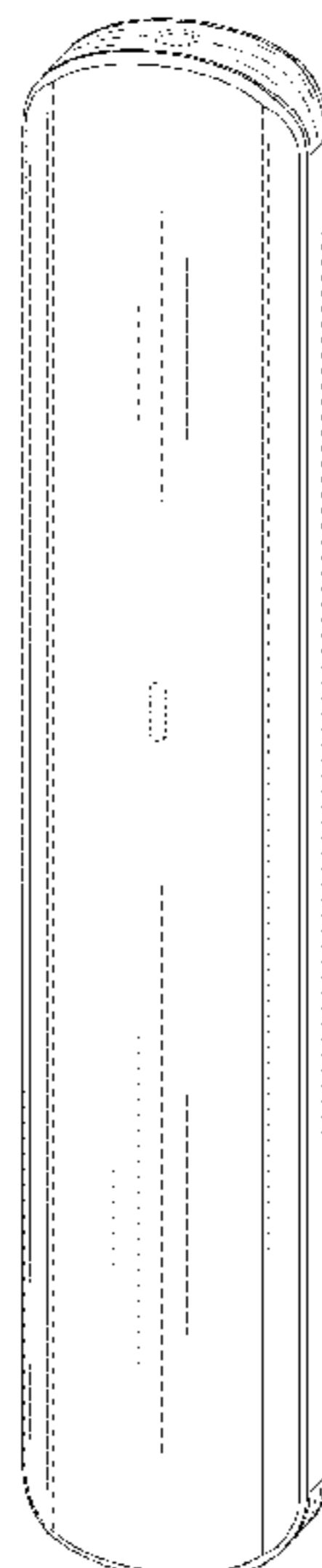
FIG. 1 is a perspective view of an electronic atomizing device according to an embodiment of my design; FIG. 2 is another perspective view thereof; FIG. 3 is a front elevational view thereof; FIG. 4 is a rear elevational view thereof; FIG. 5 is a left side elevational view thereof; FIG. 6 is a right side elevational view thereof; FIG. 7 is an enlarged top plan view thereof; and, FIG. 8 is an enlarged bottom plan view thereof. The broken lines in the drawings depict portions of the electronic atomizing device that form no part of the claimed design.

(56) **References Cited**

U.S. PATENT DOCUMENTS

D799,110 S * 10/2017 Qiu D27/101
D818,636 S * 5/2018 Qiu D27/101
D832,500 S * 10/2018 Qiu D27/162
D837,446 S * 1/2019 Durand D27/101
D854,741 S * 7/2019 Smith D27/162
D855,251 S * 7/2019 Qiu D27/162
D864,474 S * 10/2019 Smith D27/162
D876,004 S * 2/2020 Wang D27/101

1 Claim, 8 Drawing Sheets



(56)

References Cited

U.S. PATENT DOCUMENTS

D927,056 S * 8/2021 Zeng D27/162
D930,234 S * 9/2021 Wang D27/162

OTHER PUBLICATIONS

Non Final Office Action , U.S. Appl. No. 29/748,976, dated Sep. 16,
2021 (8 pages).

* cited by examiner

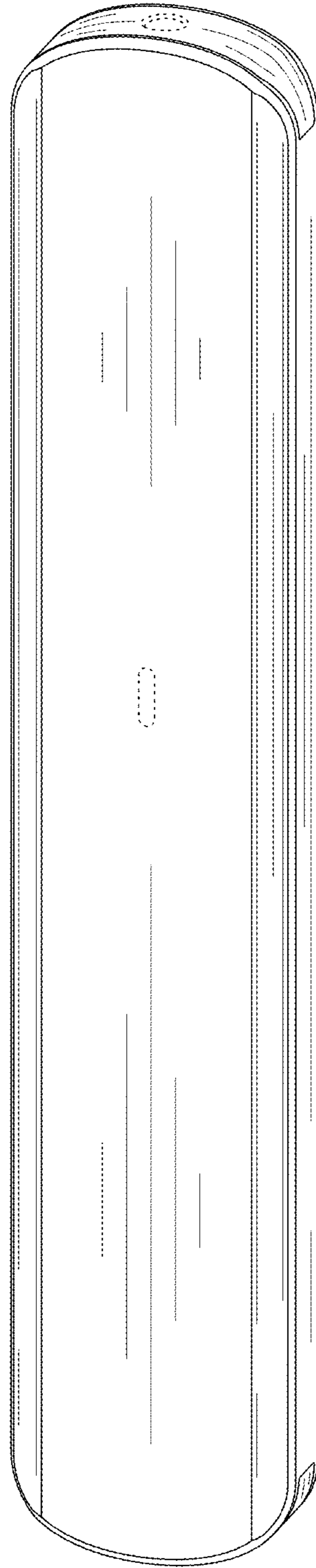


FIG. 1




FIG. 2

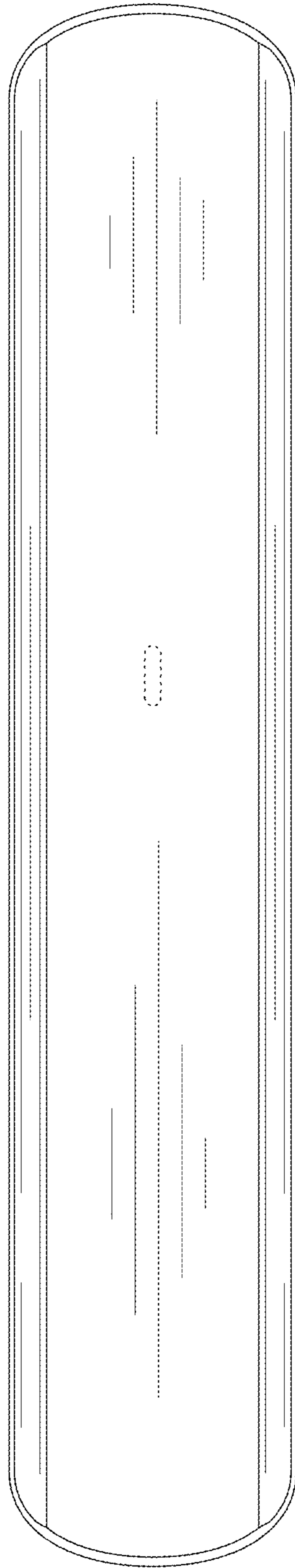


FIG. 3




FIG. 4




FIG. 5




FIG. 6

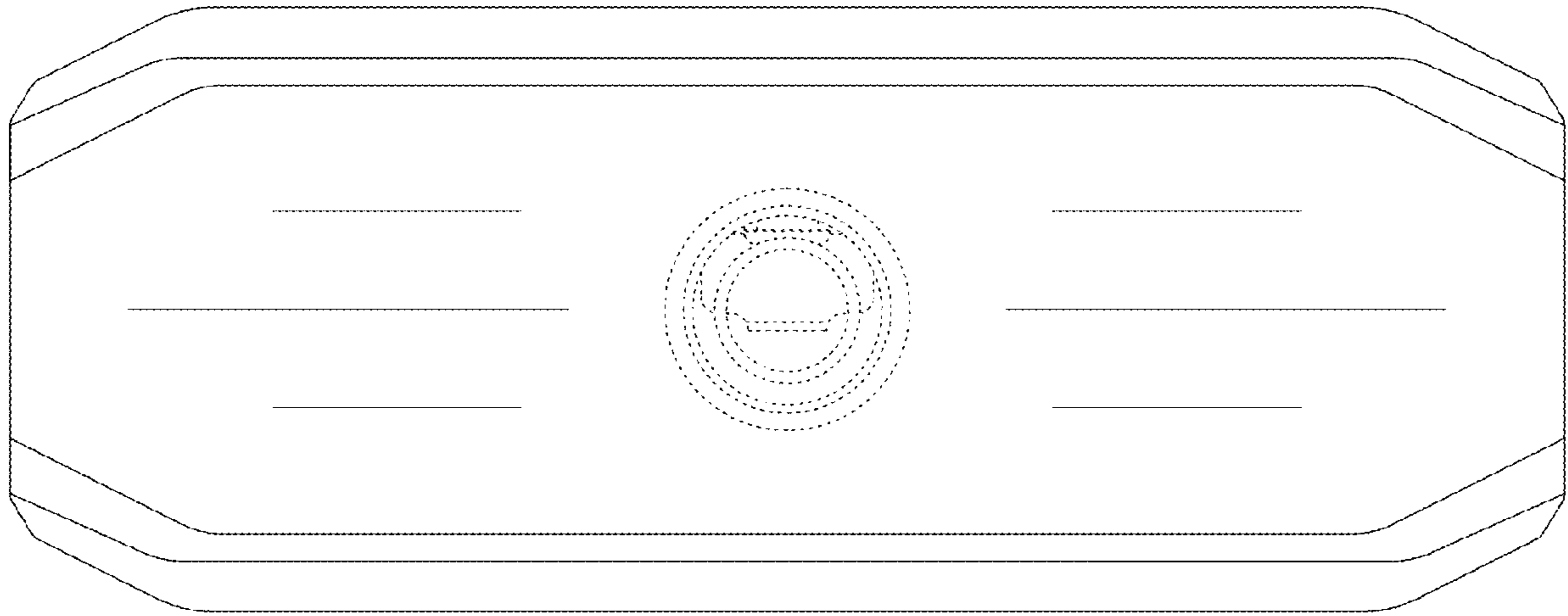


FIG. 7

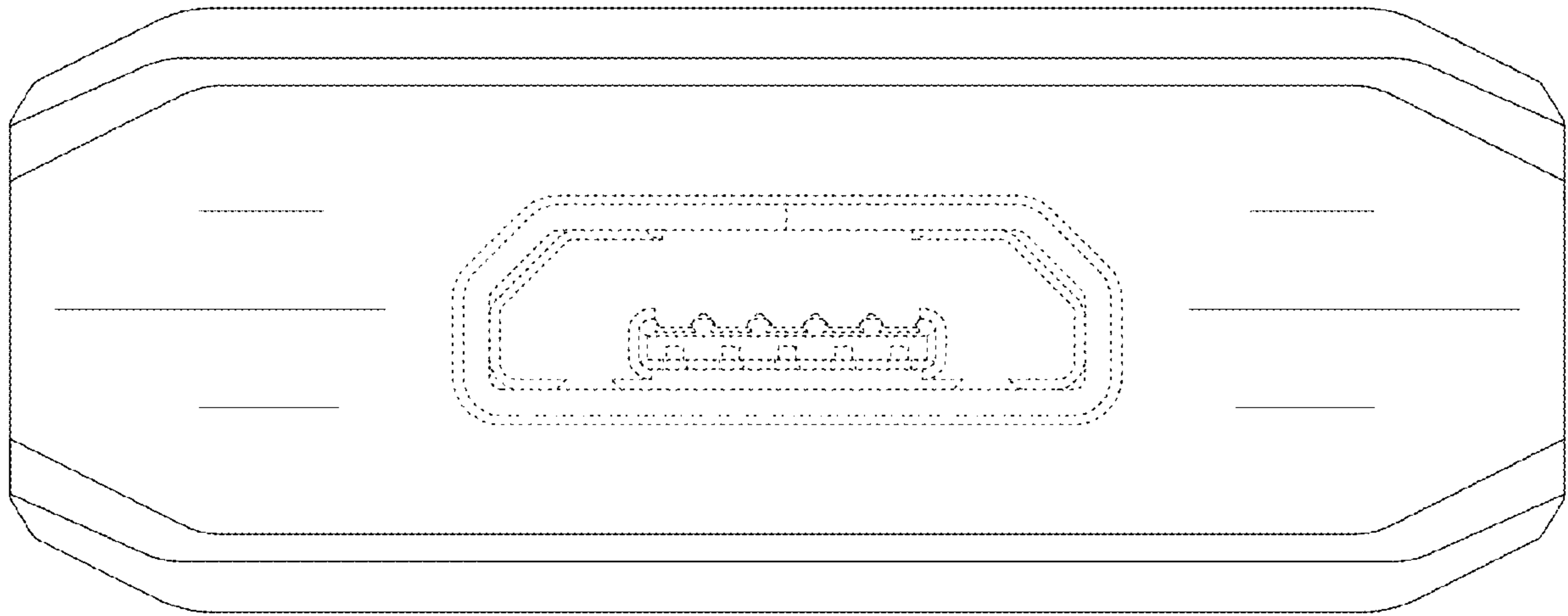


FIG. 8