

US00D950136S

(12) **United States Design Patent** (10) **Patent No.:** **US D950,136 S**
Zhang (45) **Date of Patent:** **** Apr. 26, 2022**

(54) **NIGHT LIGHT**
(71) Applicant: **Hong Zhang**, Fujian (CN)
(72) Inventor: **Hong Zhang**, Fujian (CN)
(73) Assignee: **Pubian Yijia Electronic Co., Ltd.**,
Fujian (CN)
(**) Term: **15 Years**
(21) Appl. No.: **29/711,284**
(22) Filed: **Oct. 30, 2019**
(51) **LOC (13) Cl.** **26-05**
(52) **U.S. Cl.**
USPC **D26/93; D26/104**
(58) **Field of Classification Search**
USPC D26/24, 26, 51, 61, 72, 93, 94, 98, 104,
D26/106, 108, 110, 112, 118; D10/107,
D10/114.1; 362/186, 197
CPC ... F21V 7/00; F21V 7/04; F21V 7/043; F21V
7/045; F21V 7/046; F21V 15/00; F21V
15/01; F21V 37/0095; F21V 21/00; F21V
21/30; F21S 6/00; F21S 6/002; F21S
6/003; F21S 6/004; F21S 6/005; F21S
6/006; F21S 6/007; F21S 6/008; F21S
9/00; F21S 9/022; F21W 2131/30
See application file for complete search history.

D510,639 S * 10/2005 Brady D26/118
D511,015 S * 10/2005 Brady D26/26
D523,973 S * 6/2006 Brady D26/26
D525,740 S * 7/2006 Parker D26/104
D546,495 S * 7/2007 Barbeau D26/104
D563,594 S * 3/2008 Held D26/110
D629,150 S * 12/2010 Doulobakas D26/106
D639,492 S * 6/2011 Lee D26/93
D724,254 S * 3/2015 Sun D26/101
D883,558 S * 5/2020 Zhao D26/106
D889,730 S * 7/2020 Lin D26/110
D890,981 S * 7/2020 Toikka D26/93
D900,376 S * 10/2020 Wang D26/104
D901,065 S * 11/2020 Wang D26/104
D901,750 S * 11/2020 Fan D26/106
D923,236 S * 6/2021 Chen D26/93
D925,811 S * 7/2021 Wang D26/110
D931,517 S * 9/2021 Wu D26/110
D932,682 S * 10/2021 Chang D26/106
D935,087 S * 11/2021 Chen D26/104
2016/0169463 A1 * 6/2016 Gunderson F21S 9/02
362/157

* cited by examiner

Primary Examiner — Wan Laymon
Assistant Examiner — Clint A Samuel

(57) **CLAIM**

The ornamental design for a night light, as shown and described.

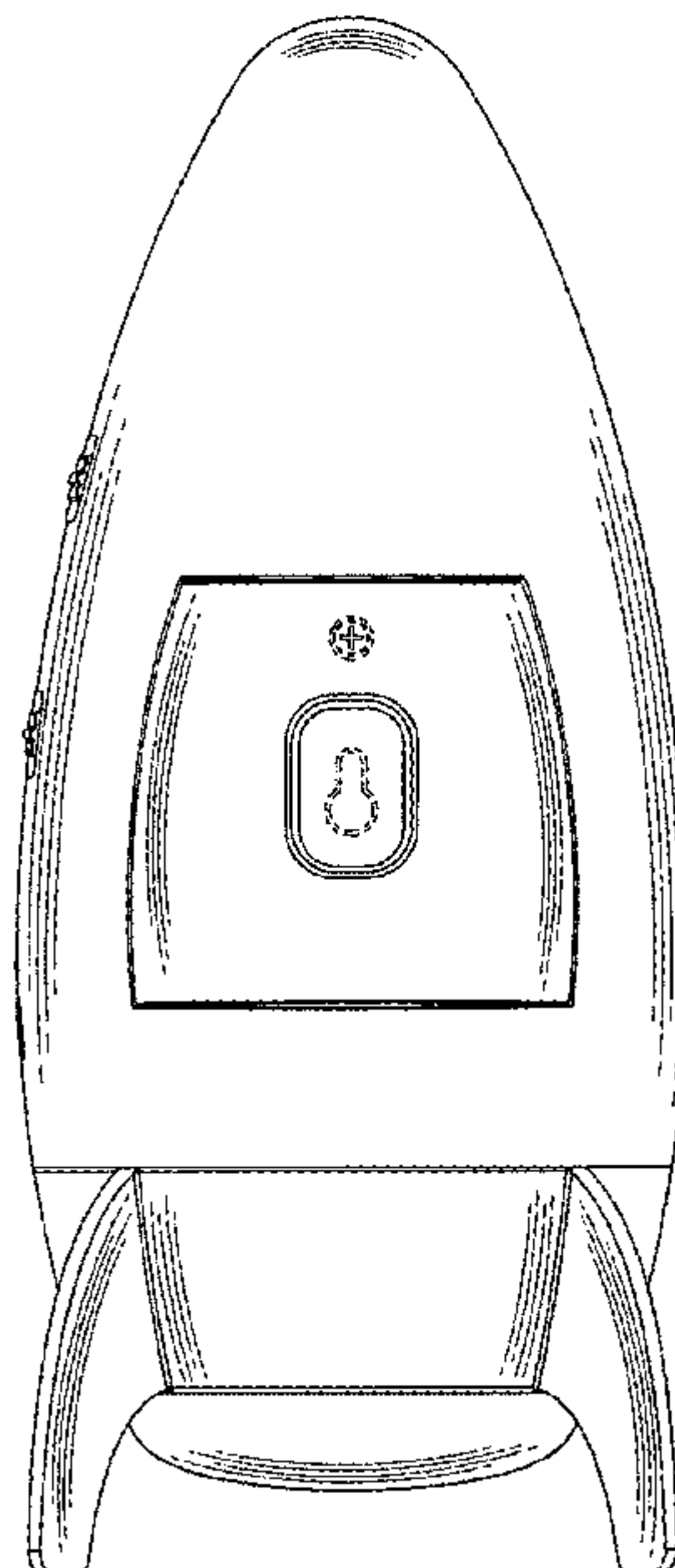
DESCRIPTION

FIG. 1 is a front elevational view of a night light showing my new design;
FIG. 2 is a rear elevational view thereof;
FIG. 3 is a left side elevational view thereof;
FIG. 4 is a bottom plan view thereof; and,
FIG. 5 is a rear side perspective view thereof.
The broken lines in the drawings depict portions of the night light that form no part of the claimed design.

1 Claim, 5 Drawing Sheets

(56) **References Cited**
U.S. PATENT DOCUMENTS

3,387,396 A * 6/1968 Smith G09F 13/24
40/406
D298,573 S * 11/1988 Komamura D26/37
D411,322 S * 6/1999 Suzuki D26/37
D433,768 S * 11/2000 Huang D26/104
D449,635 S * 10/2001 Gotham D16/225
D462,475 S * 9/2002 Wu D26/104



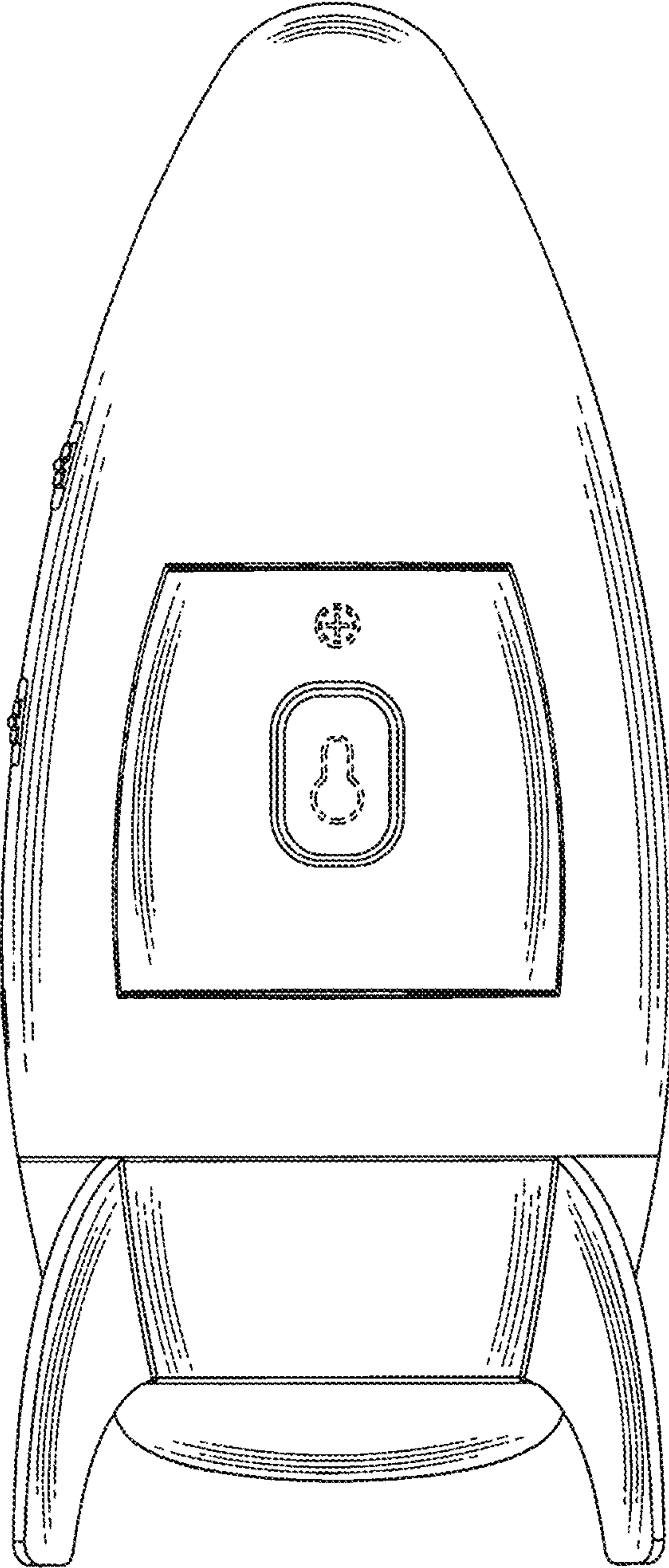


FIG. 1

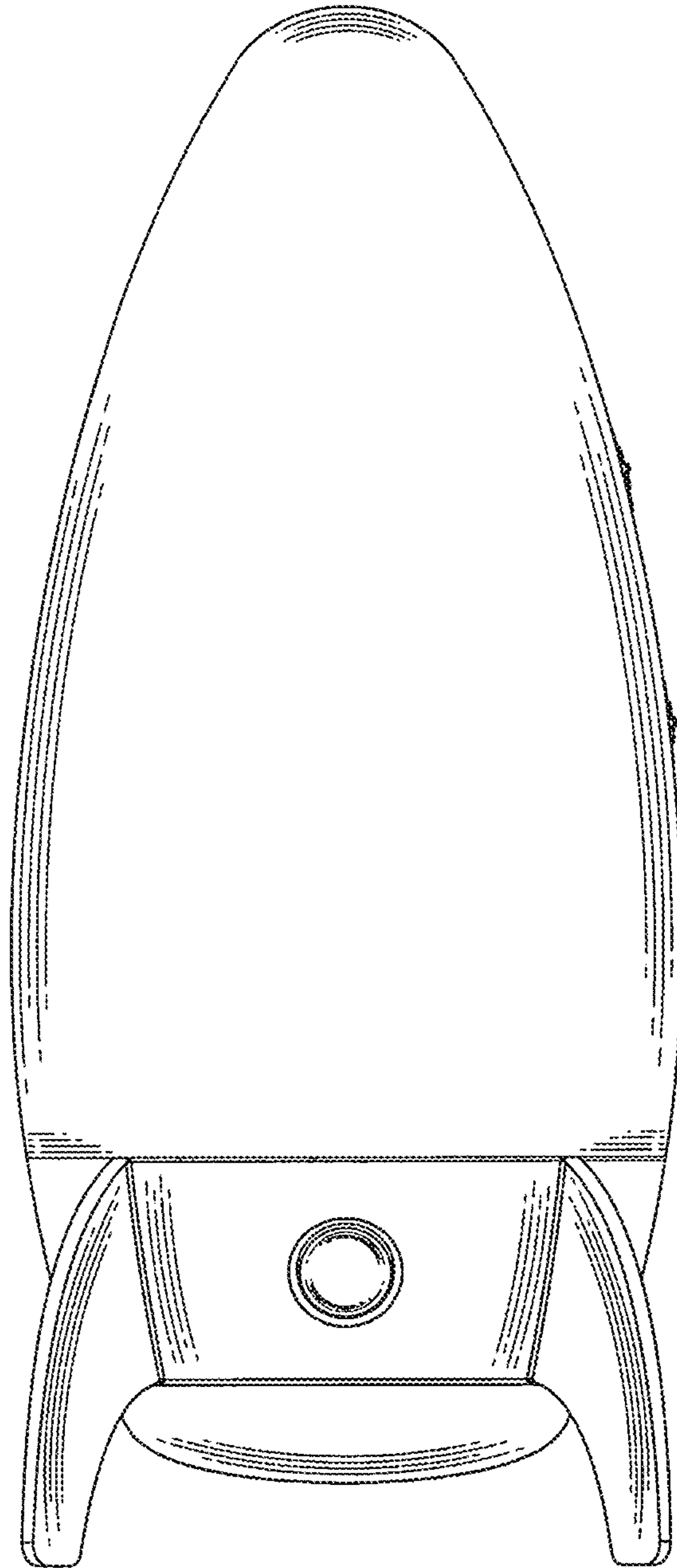


FIG. 2

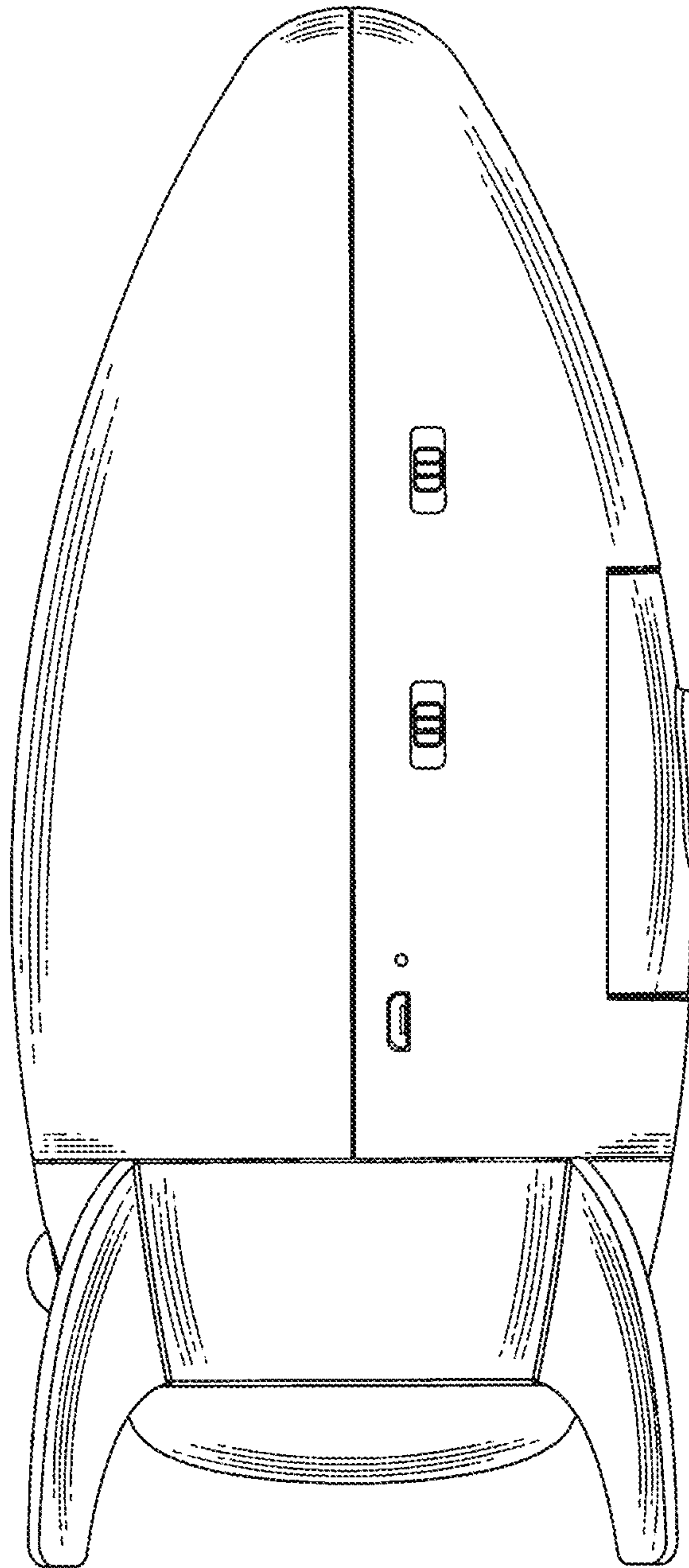


FIG. 3




FIG. 4

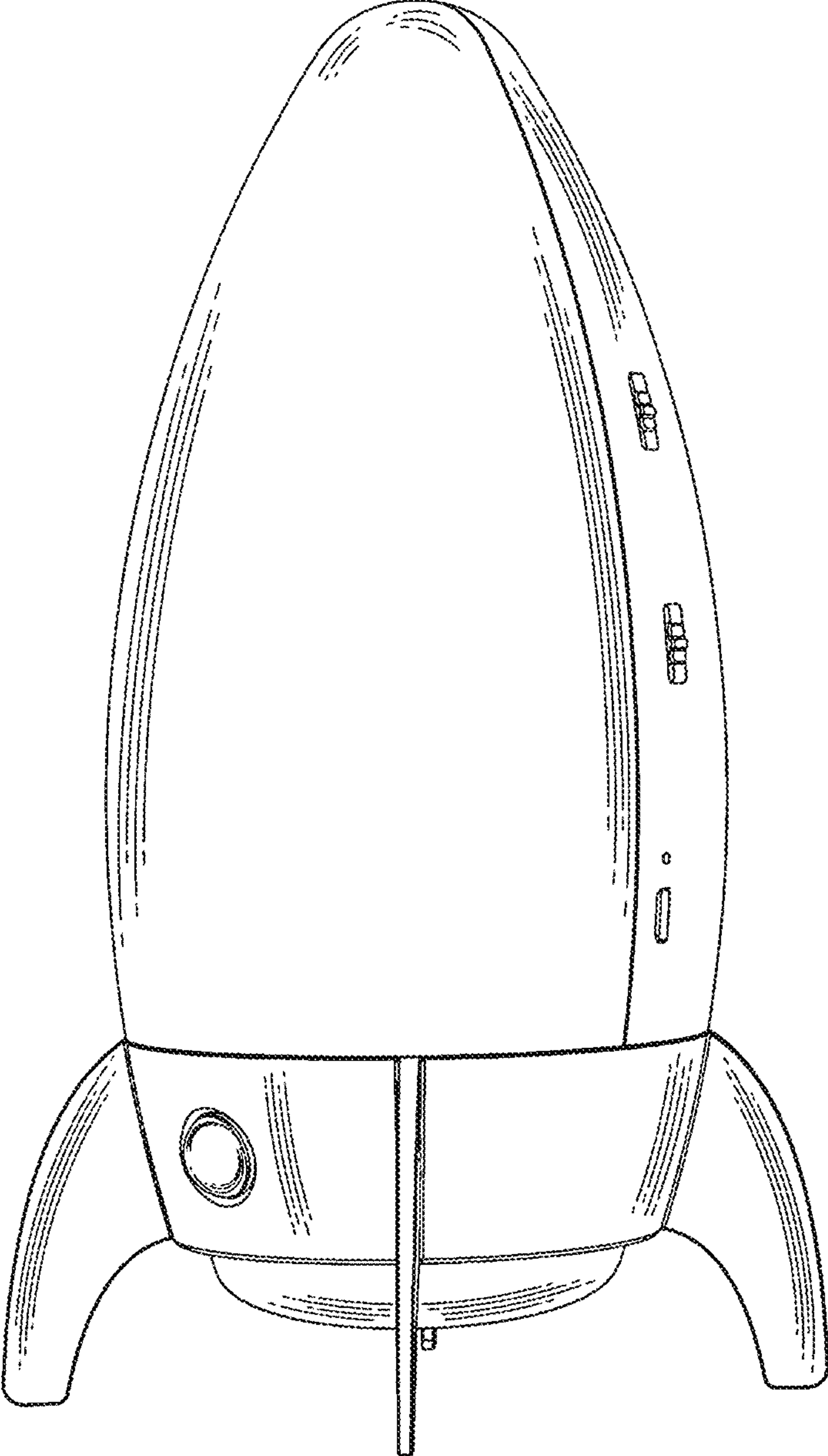


FIG. 5