



US00D950122S

(12) **United States Design Patent** (10) **Patent No.:** **US D950,122 S**
Wei (45) **Date of Patent:** **** Apr. 26, 2022**

(54) **MULTIFUNCTIONAL OUTDOOR LAMP**

(71) Applicant: **Shenzhen Xindashi Electronics Co., Ltd.**, Shenzhen (CN)

(72) Inventor: **Qizhu Wei**, Shantou (CN)

(73) Assignee: **Shenzhen Xindashi Electronics Co., Ltd.**, Shenzhen (CN)

(**) Term: **15 Years**

(21) Appl. No.: **29/746,124**

(22) Filed: **Aug. 12, 2020**

(51) **LOC (13) Cl.** **26-05**

(52) **U.S. Cl.**
USPC **D26/61; D26/40**

(58) **Field of Classification Search**
USPC ... D26/24, 37-52, 61-63, 93, 104-107, 113, D26/118-120, 138
CPC F21W 2131/10; F21W 2131/109; F21S 9/037; F21V 21/145
See application file for complete search history.

(56) **References Cited**

U.S. PATENT DOCUMENTS

D349,582 S	*	8/1994	Bain	D26/107
D604,879 S	*	11/2009	Chan	D26/60
D627,090 S	*	11/2010	Sanoner	D26/40
D638,152 S	*	5/2011	Leung	D26/40
D706,968 S	*	6/2014	McDonough	D26/41
D757,318 S	*	5/2016	Evans	D26/46
D854,509 S	*	7/2019	Wu	D14/168
D874,423 S	*	2/2020	Wu	D14/168
D935,070 S	*	11/2021	Chen	D26/37

FOREIGN PATENT DOCUMENTS

CN	300966578	*	7/2009
CN	305077439	*	3/2019
CN	306552342	*	5/2021

OTHER PUBLICATIONS

Camping Light. By Shanrya. Dated Nov. 16, 2021. Found online [Jan. 3, 2022]. <https://www.amazon.com/Camping-Multifunctional-Compact-Fishing-Outdoor/dp/B09LZ7M9CX> (Year: 2021).*

* cited by examiner

Primary Examiner — Marissa J Cash

Assistant Examiner — William B Melliar

(74) *Attorney, Agent, or Firm* — Zhihua Han; Wen IP LLC

(57) **CLAIM**

The ornamental design for a multifunctional outdoor lamp, as shown and described.

DESCRIPTION

FIG. 1 is a black and white photograph of a perspective view of a multifunctional outdoor lamp, showing my new design; FIG. 2 is a black and white photograph of a perspective view of the multifunctional outdoor lamp in an unfolded configuration;

FIG. 3 is a black and white photograph of a front elevation view of FIG. 1;

FIG. 4 is a black and white photograph of a rear elevation view of FIG. 1;

FIG. 5 is a black and white photograph of a left side elevation view of FIG. 1;

FIG. 6 is a black and white photograph of a right side elevation view of FIG. 1;

FIG. 7 is a black and white photograph of a top plan view of FIG. 1;

FIG. 8 is a black and white photograph of a bottom plan view of FIG. 1; and,

FIG. 9 is a black and white photograph of a left side elevation view of FIG. 2.

1 Claim, 9 Drawing Sheets





FIG. 1



FIG. 2




FIG. 3




FIG. 4



FIG. 5



FIG. 6



FIG. 7



FIG. 8

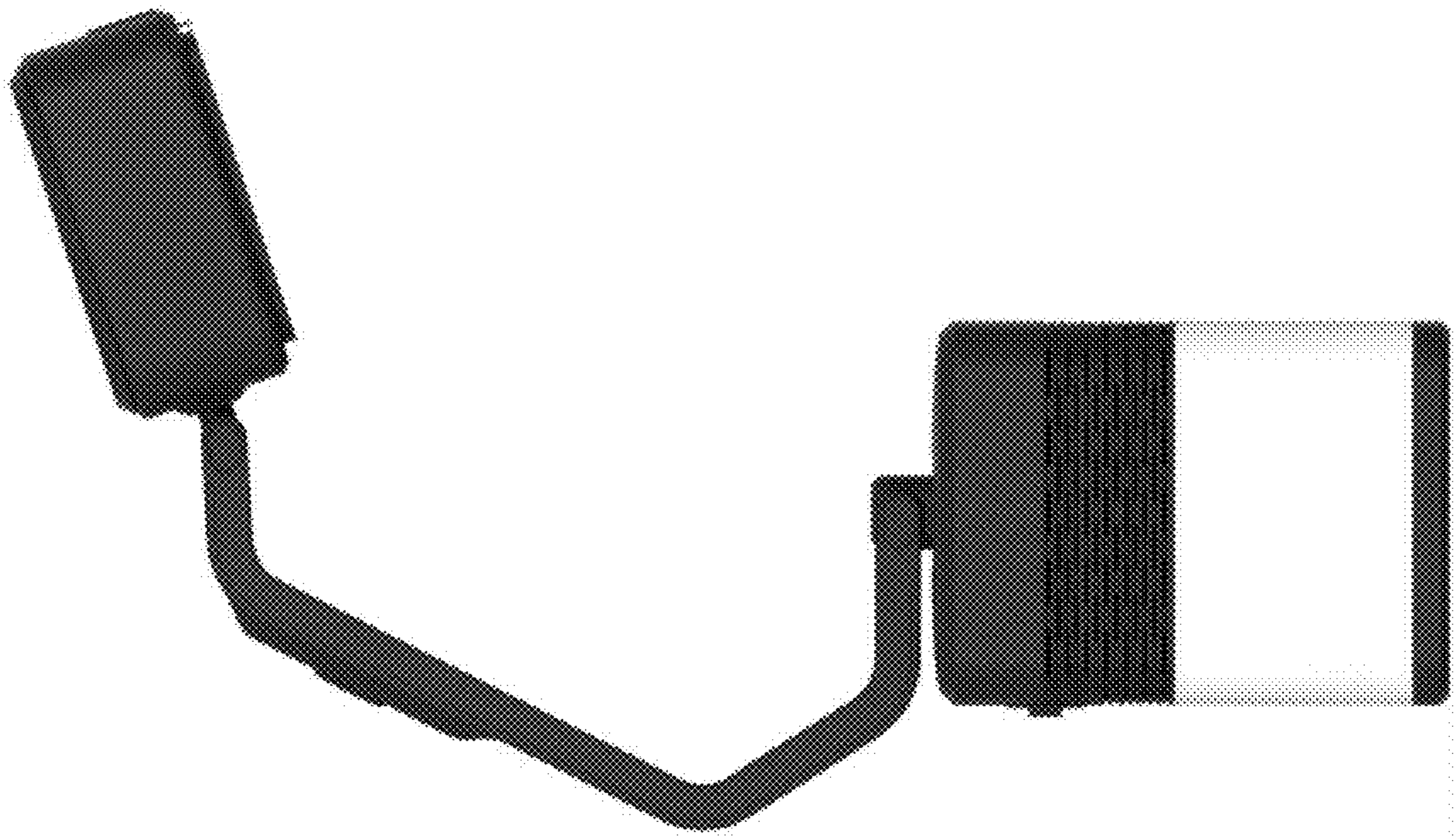


FIG. 9