



US00D950111S

(12) **United States Design Patent** (10) **Patent No.:** **US D950,111 S**
Zeng (45) **Date of Patent:** **** Apr. 26, 2022**

(54) **LED LIGHT BAR**

D840,086 S 2/2019 Deng
D859,199 S 9/2019 Goltche

(71) Applicant: **Chenglong Zeng**, Shenzhen (CN)

* cited by examiner

(72) Inventor: **Chenglong Zeng**, Shenzhen (CN)

Primary Examiner — Marcus A Jackson

(**) Term: **15 Years**

(57) **CLAIM**

The ornamental design for an LED light bar, as shown and described.

(21) Appl. No.: **29/779,289**

DESCRIPTION

(22) Filed: **Apr. 19, 2021**

(51) **LOC (13) Cl.** **26-04**

(52) **U.S. Cl.**
USPC **D26/1**

(58) **Field of Classification Search**
USPC D26/1-4
See application file for complete search history.

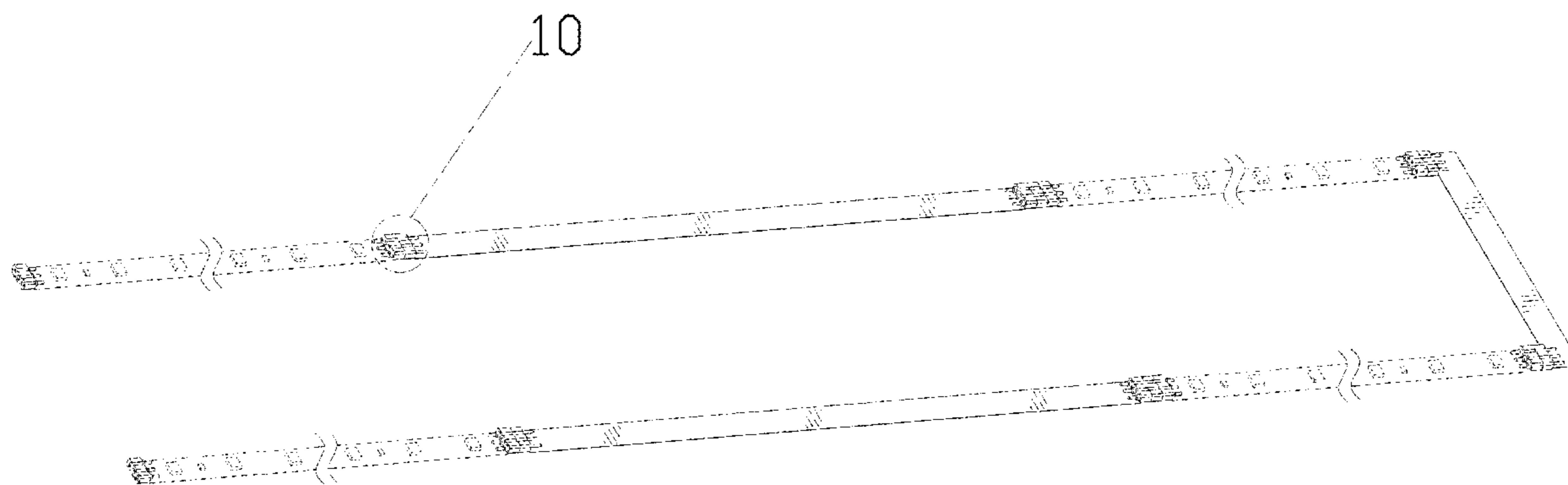
FIG. 1 is a perspective view of an LED light bar showing my new design;
FIG. 2 is another perspective view thereof;
FIG. 3 is a front elevational view thereof;
FIG. 4 is a rear elevational view thereof;
FIG. 5 is a left side elevational view thereof;
FIG. 6 is a right side elevational view thereof;
FIG. 7 is a top plan view thereof;
FIG. 8 is a bottom plan view thereof;
FIG. 9 is an exploded perspective view of the led light bar; and,
FIG. 10 is an enlarged view of portion 10 shown in FIG. 1. The LED light bar is shown with a symbolic break in its length and the appearance of any portion of the LED light bar between the break lines form no part of the claimed design. The broken lines in the drawings depict portions of the LED light bar that form no part of the claimed design.

(56) **References Cited**

U.S. PATENT DOCUMENTS

D528,672 S *	9/2006	Nagai	D26/1
D535,037 S *	1/2007	Kim	D26/1
D562,473 S *	2/2008	Matsui	D26/1
D570,506 S *	6/2008	Uemoto	D26/1
D594,576 S *	6/2009	Chan	D26/1
D747,008 S *	1/2016	Kim	D26/1

1 Claim, 10 Drawing Sheets



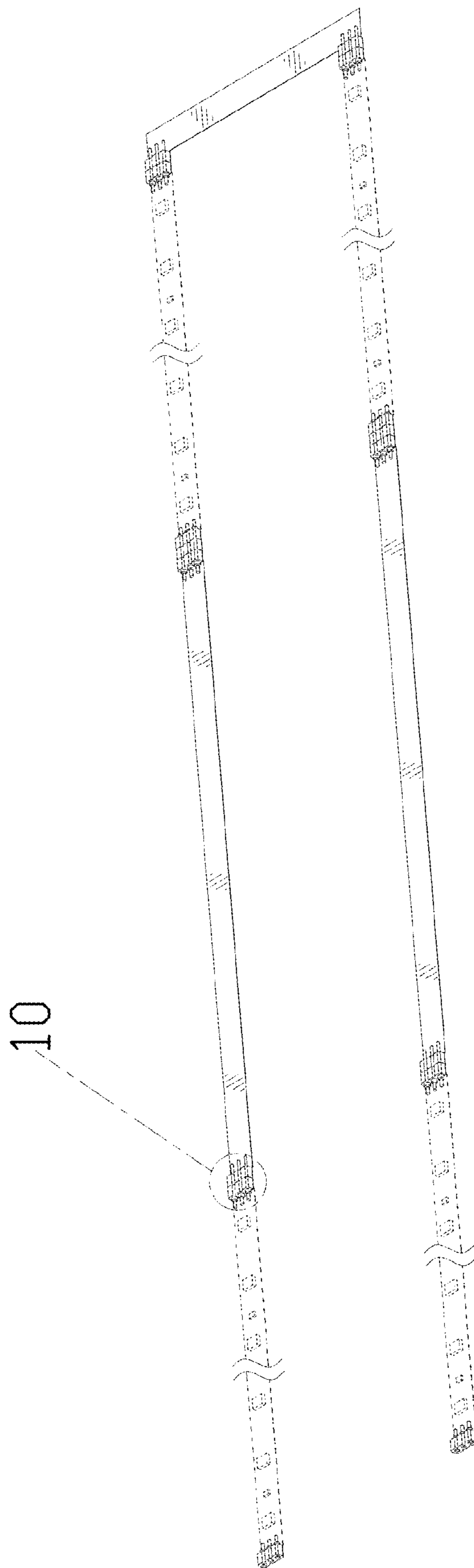


FIG. 1

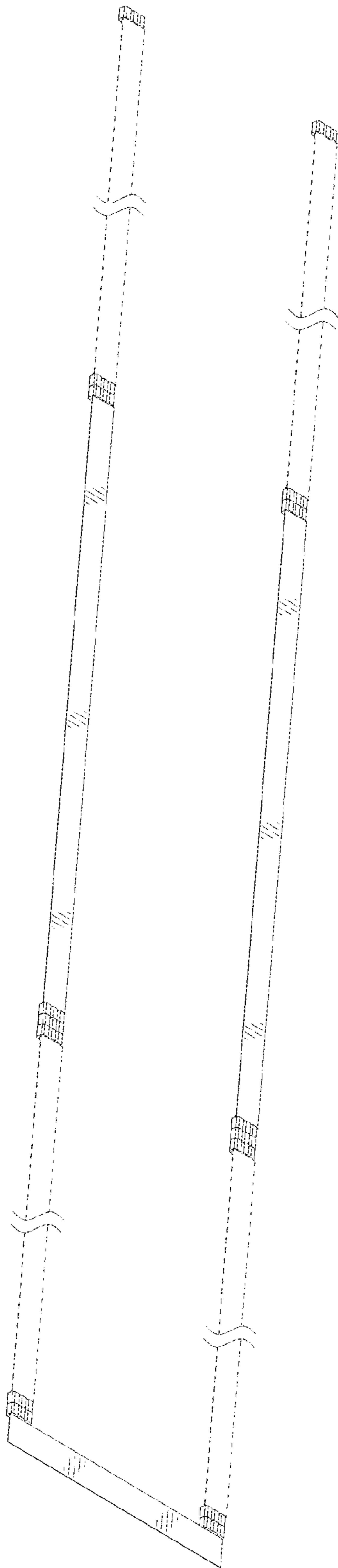


FIG. 2




FIG. 3

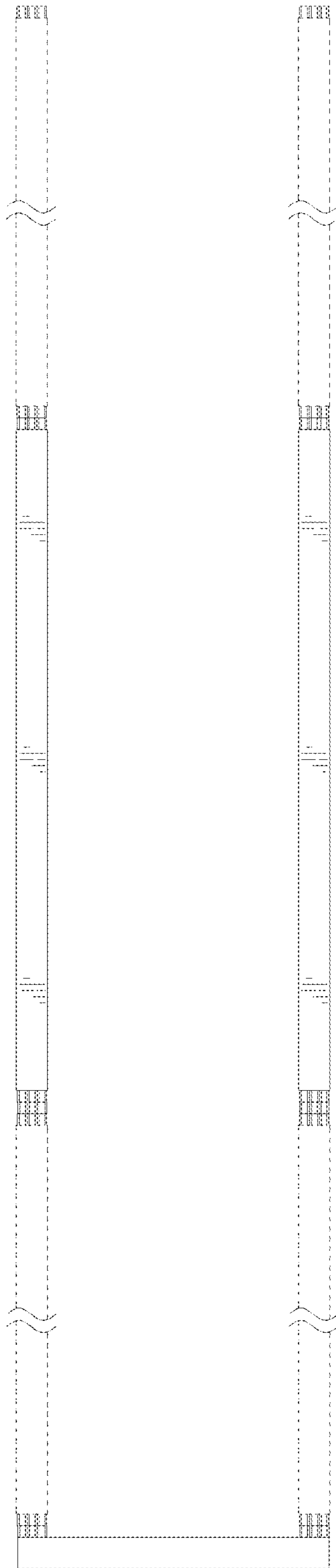


FIG. 4




FIG. 5




FIG. 6




FIG. 7

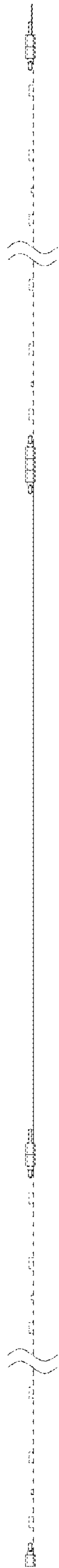


FIG. 8

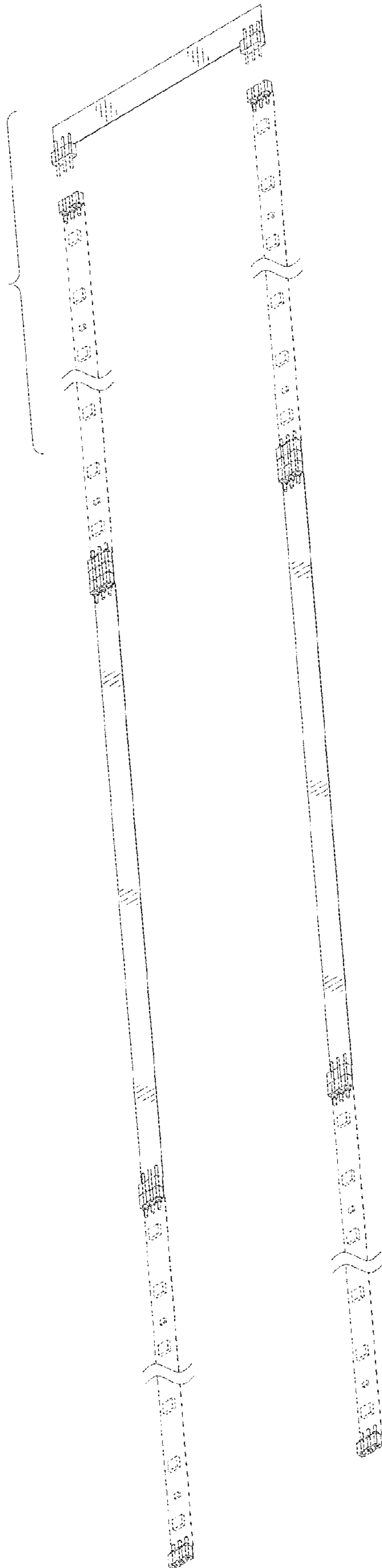


FIG. 9

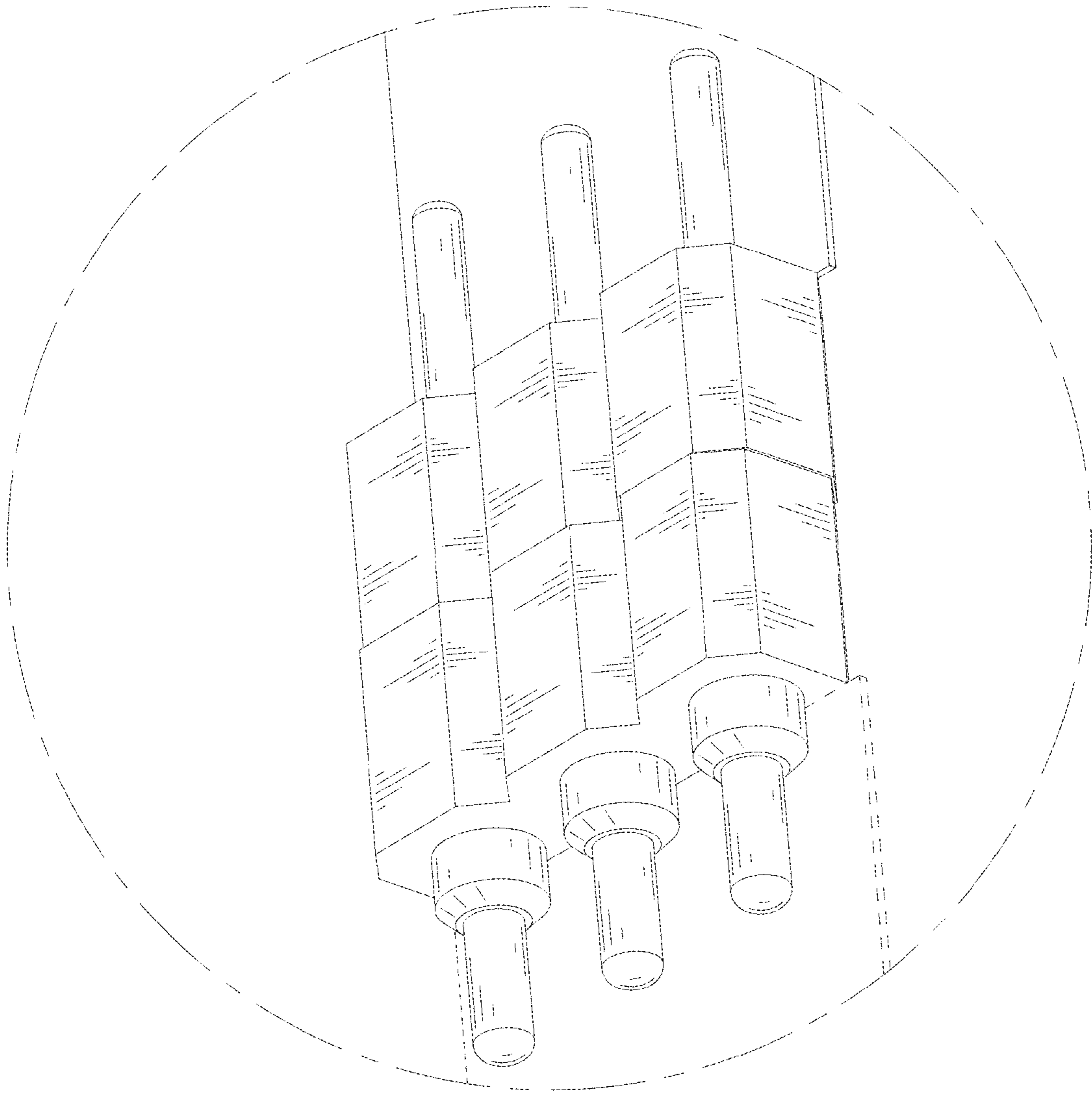


FIG. 10