

US00D950090S

(12) **United States Design Patent**  
**Qiu**

(10) **Patent No.:** **US D950,090 S**

(45) **Date of Patent:** **\*\* Apr. 26, 2022**

(54) **MASSAGER**

(71) Applicant: **AUKEY TECHNOLOGY CO., LTD,**  
Shenzhen (CN)

(72) Inventor: **Jianqun Qiu,** Shenzhen (CN)

(73) Assignee: **AUKEY TECHNOLOGY CO., LTD,**  
Shenzhen (CN)

(\*\*) Term: **15 Years**

(21) Appl. No.: **29/765,786**

(22) Filed: **Jan. 12, 2021**

(51) **LOC (13) Cl.** ..... **28-03**

(52) **U.S. Cl.**  
USPC ..... **D24/215**

(58) **Field of Classification Search**  
USPC ..... D24/191, 200, 211, 212, 213, 214, 215  
CPC ..... A61H 2201/5025; A61H 7/002; A61H  
7/007; A61H 2201/1623  
See application file for complete search history.

(56) **References Cited**

**U.S. PATENT DOCUMENTS**

|            |   |         |          |       |         |
|------------|---|---------|----------|-------|---------|
| D674,501 S | * | 1/2013  | Petersen | ..... | D24/215 |
| D769,453 S | * | 10/2016 | Ma       | ..... | D24/215 |
| D816,858 S | * | 5/2018  | Gan      | ..... | D24/215 |
| D817,508 S | * | 5/2018  | Gan      | ..... | D24/215 |

|                 |   |         |          |       |            |
|-----------------|---|---------|----------|-------|------------|
| D818,596 S      | * | 5/2018  | Zheng    | ..... | D24/200    |
| D847,361 S      | * | 4/2019  | Lee      | ..... | D24/215    |
| D849,256 S      | * | 5/2019  | Lin      | ..... | D24/200    |
| D850,643 S      | * | 6/2019  | Zhong    | ..... | D24/215    |
| D851,272 S      | * | 6/2019  | Huang    | ..... | D24/215    |
| D852,974 S      | * | 7/2019  | Lee      | ..... | D24/215    |
| D887,019 S      | * | 6/2020  | Wang     | ..... | D24/215    |
| D921,912 S      | * | 6/2021  | Grbic    | ..... | D24/211    |
| D931,490 S      | * | 9/2021  | Li       | ..... | D24/215    |
| D939,099 S      | * | 12/2021 | Guerizec | ..... | D24/215    |
| 2021/0022950 A1 | * | 1/2021  | Zheng    | ..... | A61H 7/004 |

\* cited by examiner

*Primary Examiner* — Michael A Maharajh

(57) **CLAIM**

The ornamental design for a massager, as shown and described.

**DESCRIPTION**

FIG. 1 is a first perspective view of a massager showing the claimed design in accordance with the present disclosure; FIG. 2 is a second perspective view thereof; FIG. 3 is a front elevational view thereof; FIG. 4 is a rear elevational view thereof; FIG. 5 is a left side elevational view thereof; FIG. 6 is a right side elevation al view thereof; FIG. 7 is a top plan view thereof; and, FIG. 8 is a bottom plan view thereof.

The broken lines in the Figures are for the purpose of illustrating portions that form no part of the claimed design.

**1 Claim, 8 Drawing Sheets**

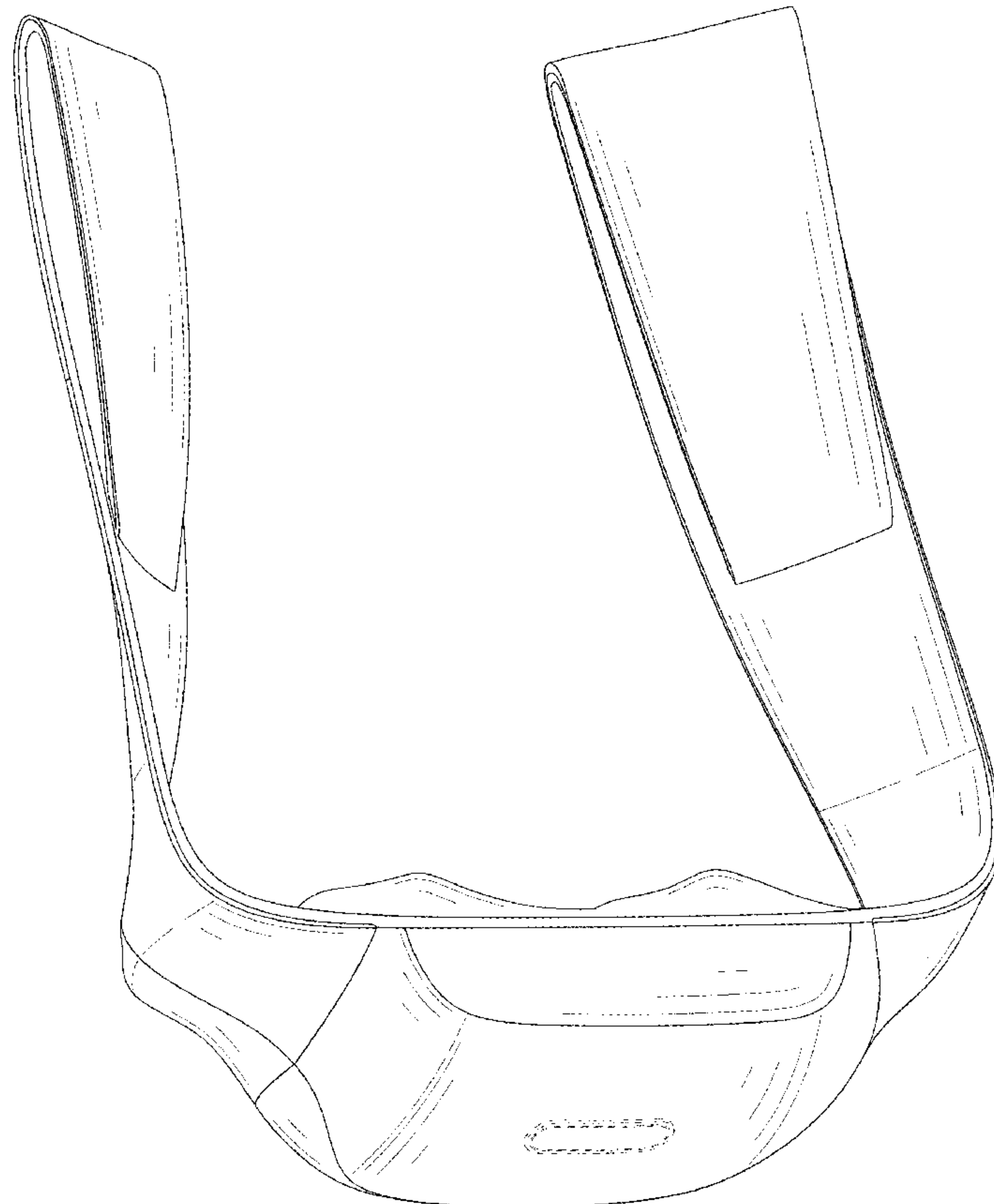




FIG. 1

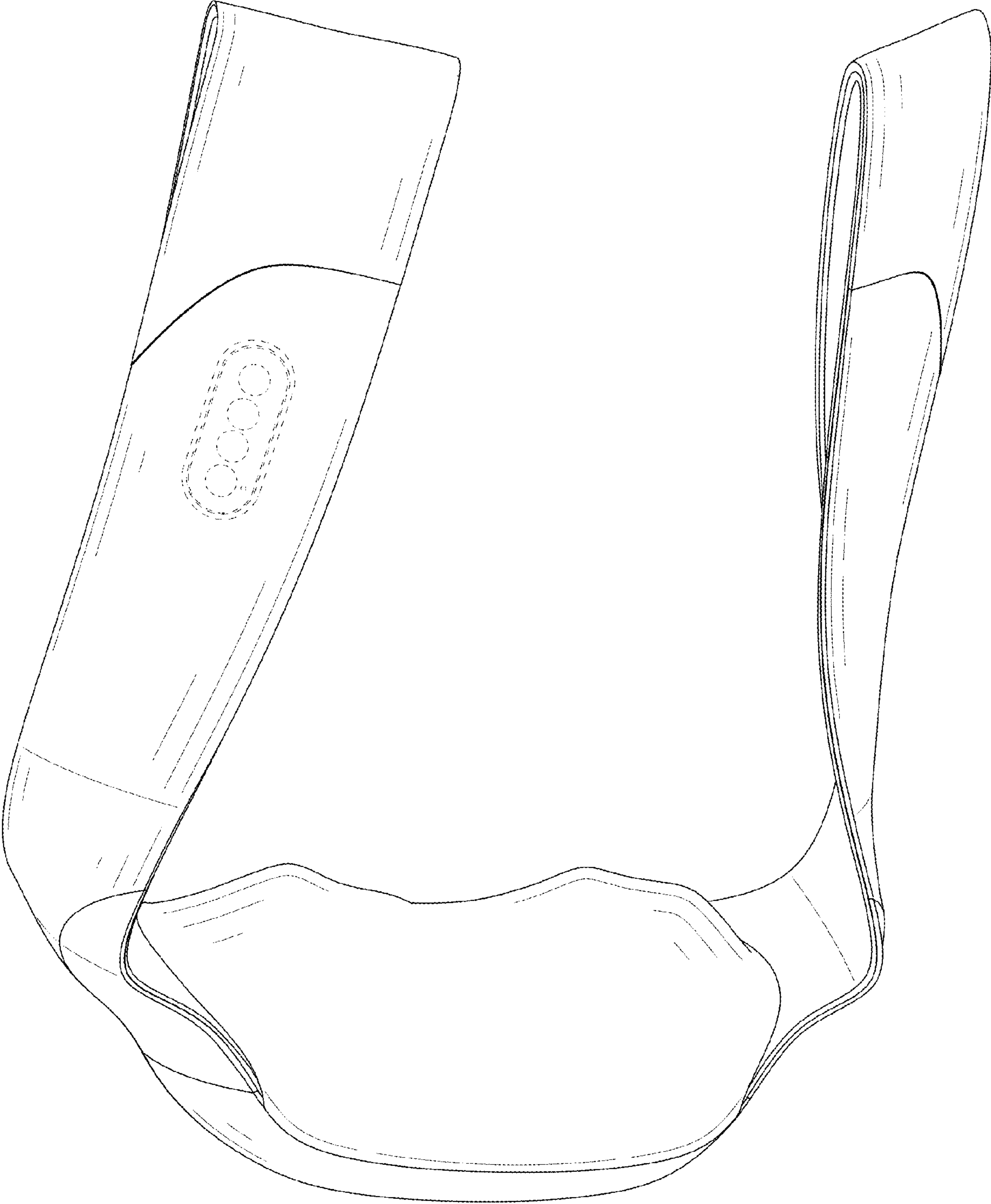


FIG. 2

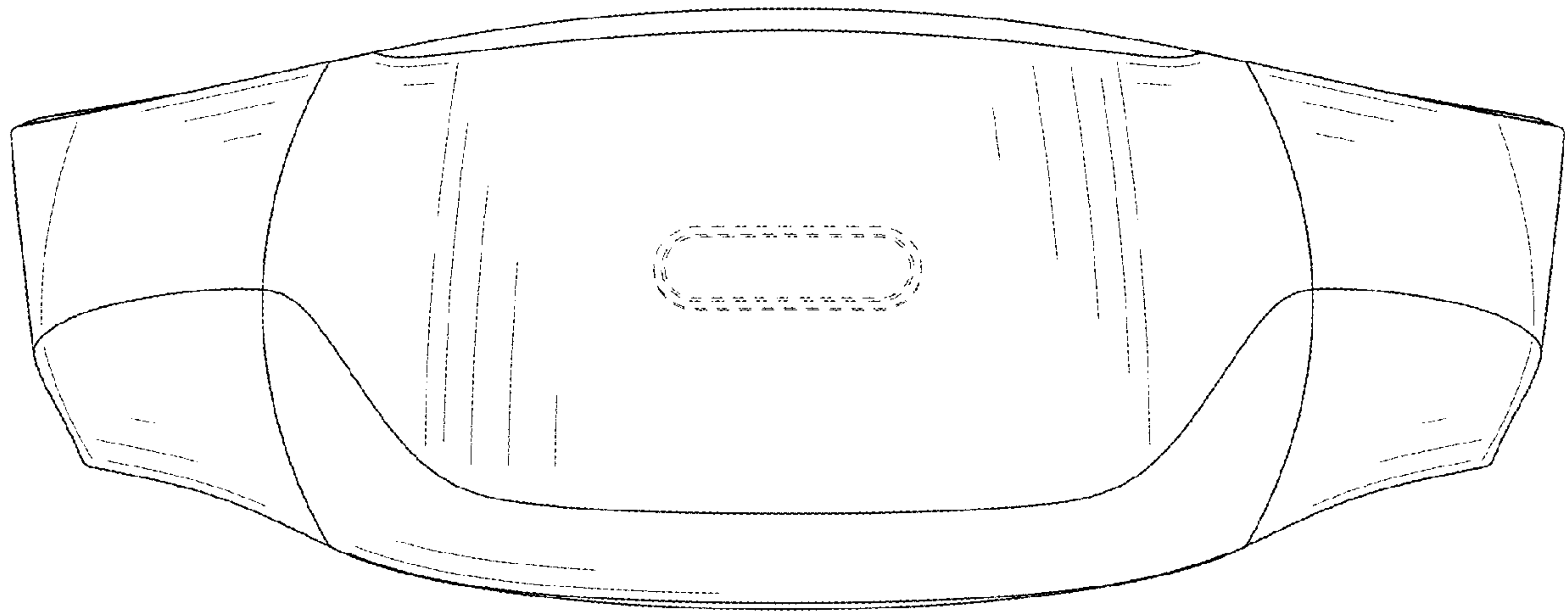


FIG. 3




FIG. 4

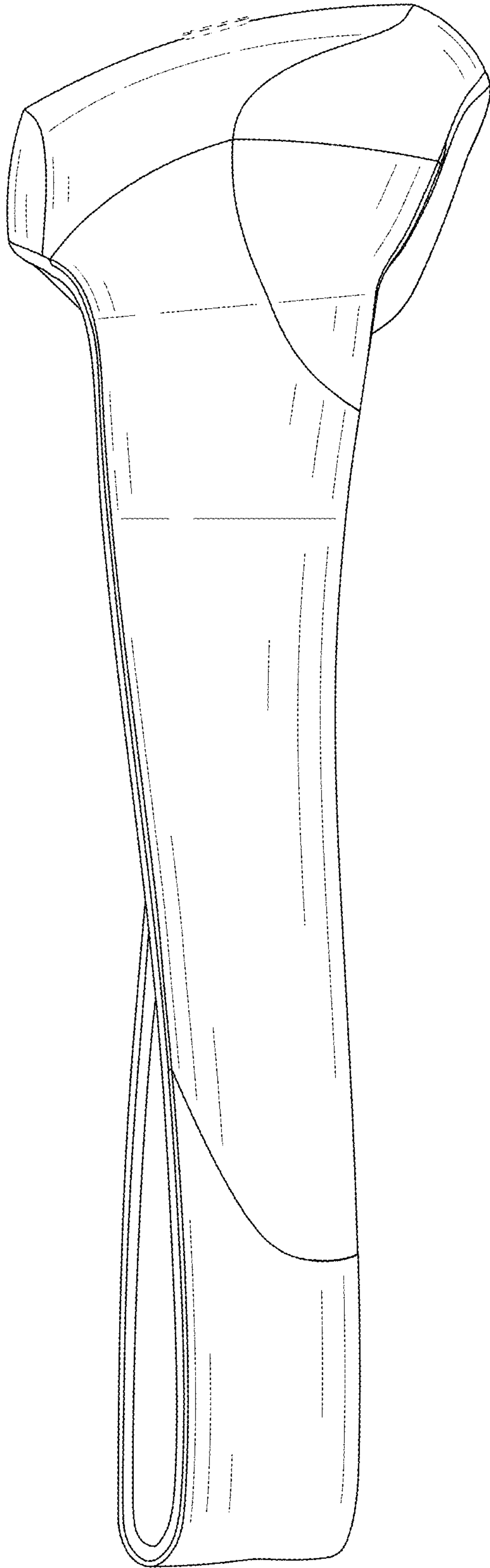


FIG. 5



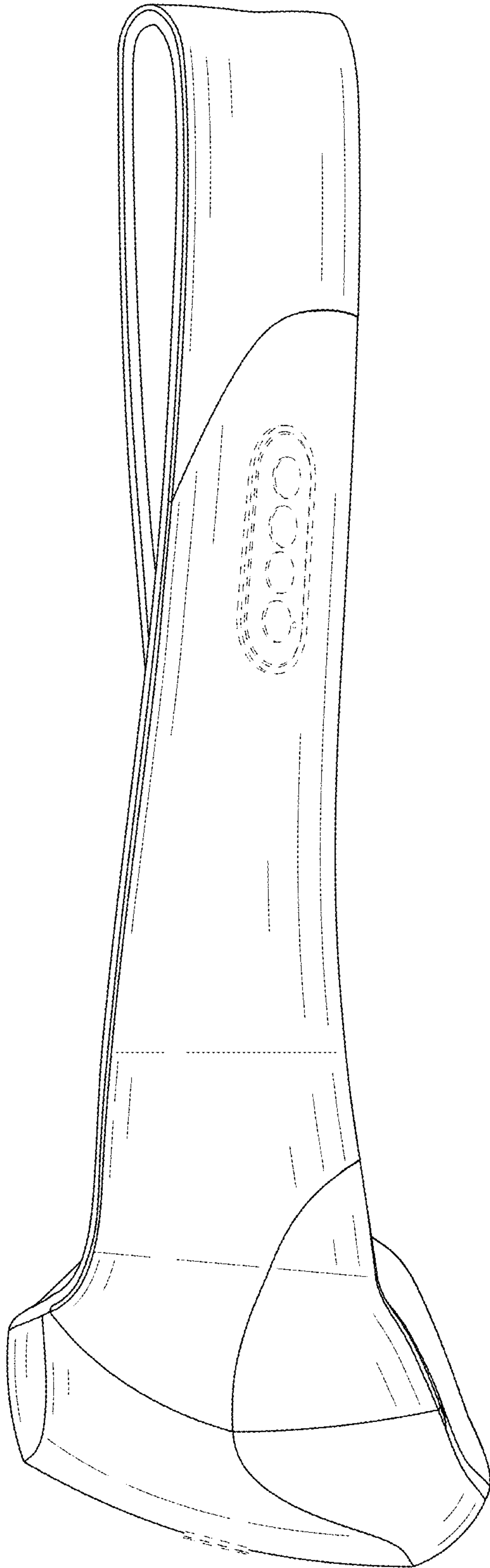


FIG. 6

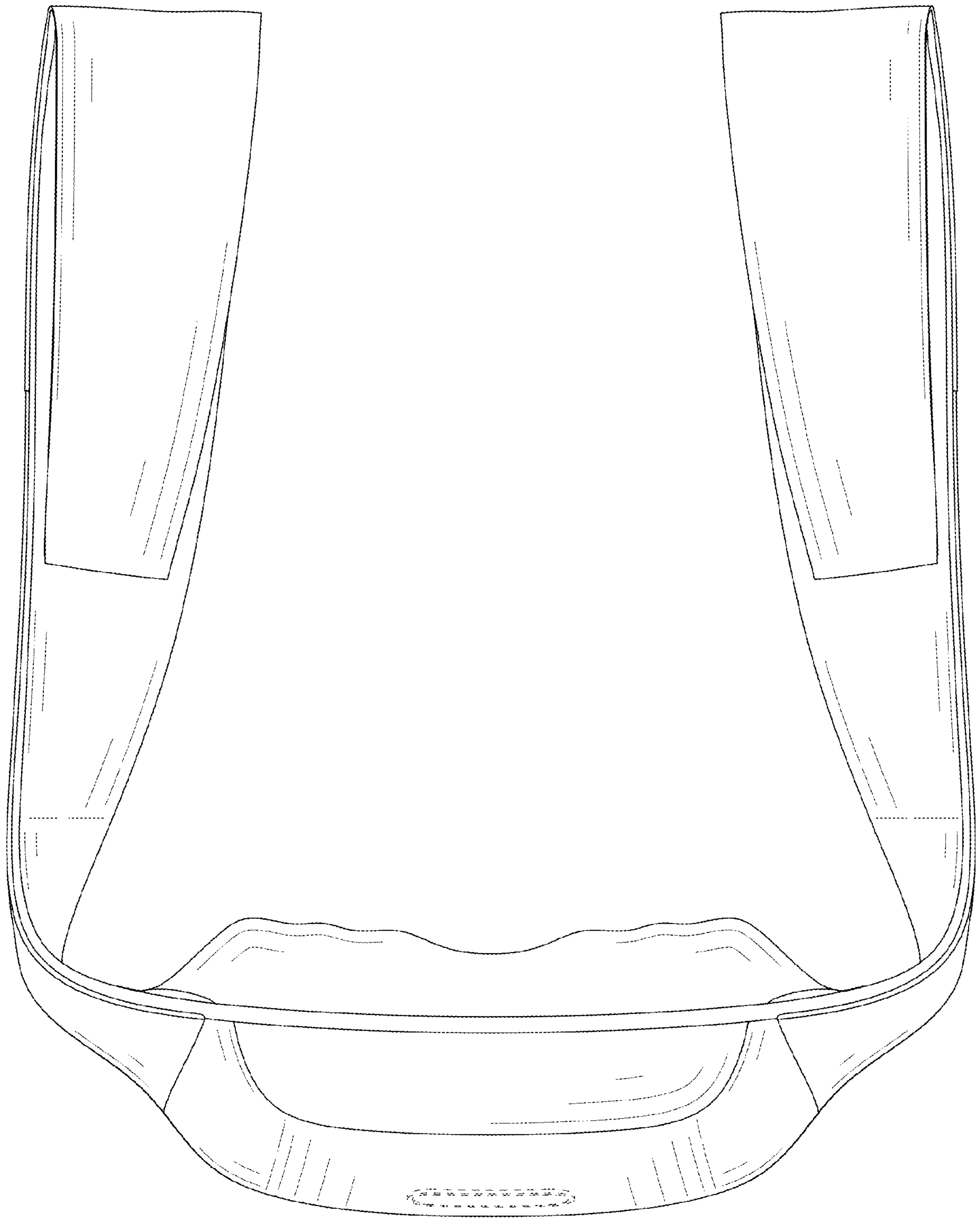


FIG. 7



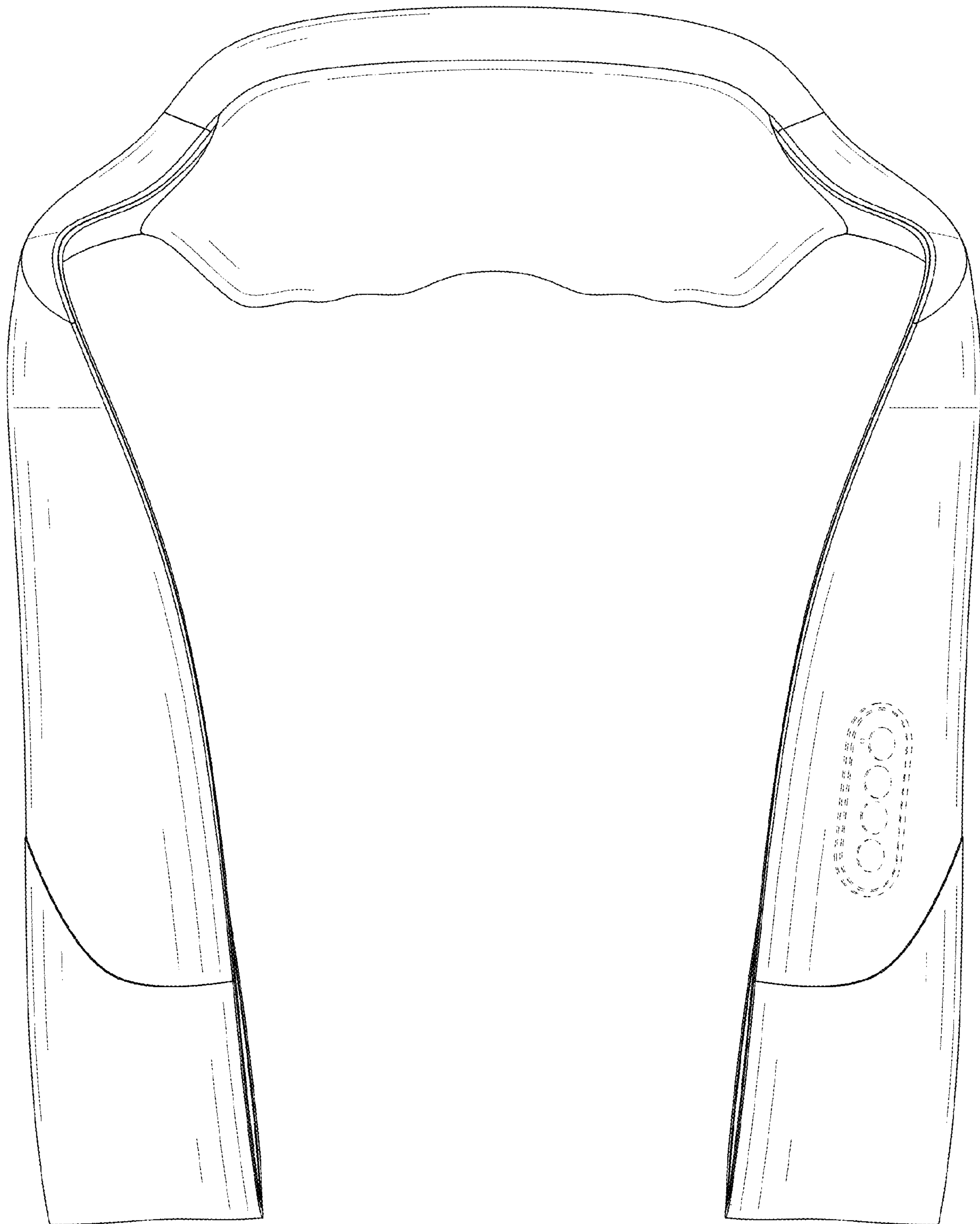


FIG. 8