



US00D950066S

(12) **United States Design Patent**
Yukita et al.

(10) **Patent No.:** **US D950,066 S**
(45) **Date of Patent:** **** Apr. 26, 2022**

(54) **HINGE FOR ORAL SLEEP APPLIANCE**

(71) Applicant: **Mitsui Chemicals, Inc.**, Tokyo (JP)

(72) Inventors: **Takashi Yukita**, Chiba (JP); **Yuki Iwabuchi**, Chiba (JP); **Akira Hasegawa**, Chiba (JP)

(73) Assignee: **mitsui chemicals, inc.**, Tokyo (JP)

(**) Term: **15 Years**

(21) Appl. No.: **29/725,757**

(22) Filed: **Feb. 27, 2020**

(51) **LOC (13) Cl.** **24-02**

(52) **U.S. Cl.**
USPC **D24/180**

(58) **Field of Classification Search**
USPC D24/176-182, 156
CPC .. A61F 5/566; A61C 7/36; A61C 7/12; A61C 7/22; A61C 7/10; A61C 7/08
See application file for complete search history.

(56) **References Cited**

U.S. PATENT DOCUMENTS

4,462,800	A *	7/1984	Jones	A61C 7/36 433/19
5,183,388	A *	2/1993	Kumar	A61C 7/36 433/19
5,879,157	A *	3/1999	Scheu	A61C 7/36 433/19
7,578,671	B2 *	8/2009	Corcoran	A61C 7/36 433/179
9,144,474	B2 *	9/2015	Faust	A61C 7/36
9,237,941	B2 *	1/2016	Hayes	A61C 7/36

D751,208	S *	3/2016	Voudouris	D24/180
9,636,192	B2 *	5/2017	Faust	A61C 7/36
D802,145	S *	11/2017	Voudouris	D24/180
10,722,394	B2 *	7/2020	Metz	A61F 5/566
10,881,547	B2 *	1/2021	Metz	A61F 5/566
2006/0234180	A1 *	10/2006	Huge	A61C 7/36 433/19
2014/0224257	A1 *	8/2014	Abramson	A61F 5/566 128/848
2019/0110866	A1 *	4/2019	Nagai	A61F 5/566
2020/0046466	A1 *	2/2020	Yukita	A61C 7/08

* cited by examiner

Primary Examiner — Wan Laymon

(74) *Attorney, Agent, or Firm* — Brundidge & Stanger, P.C.

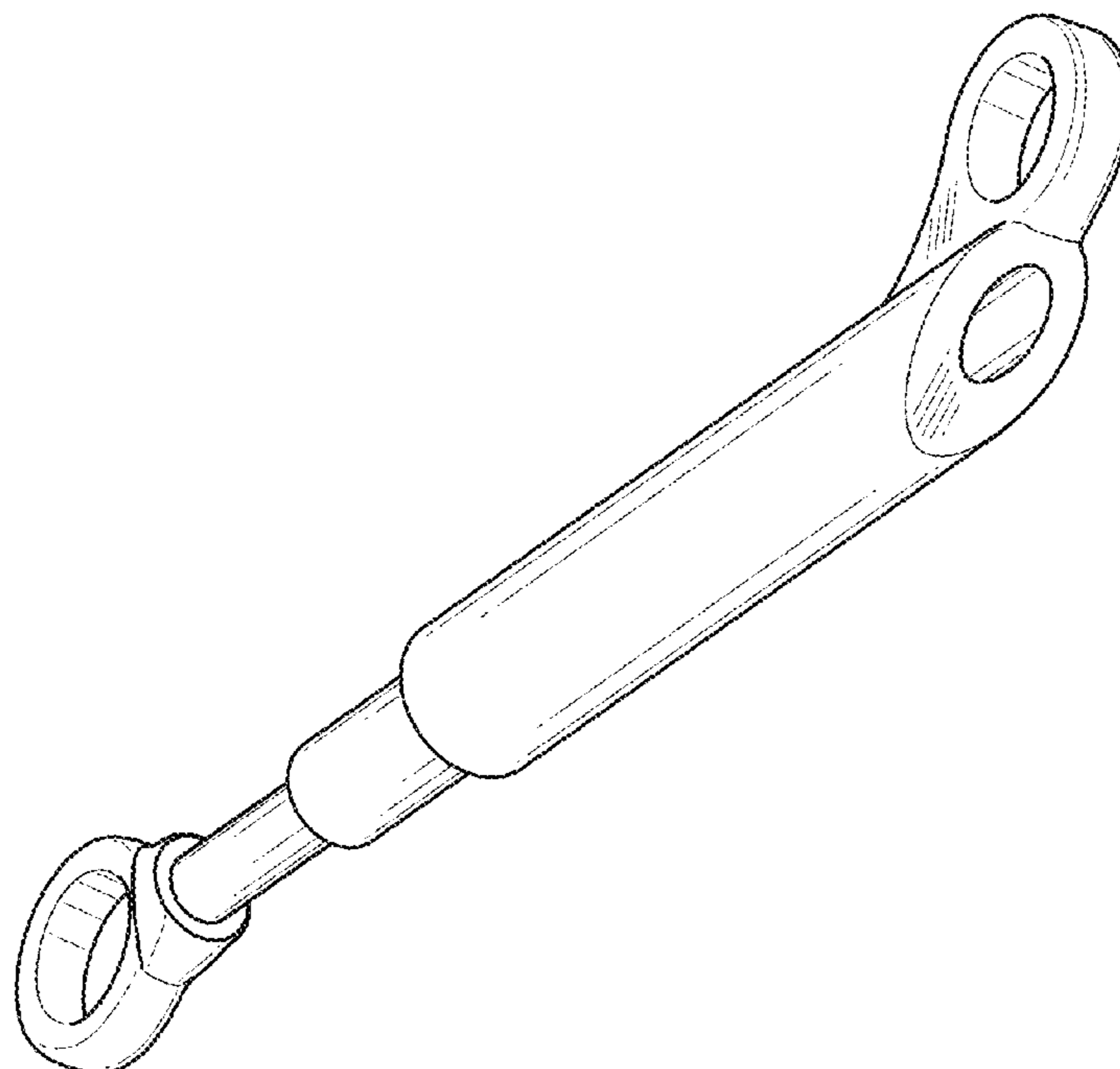
(57) **CLAIM**

The ornamental design for a hinge for oral sleep appliance, as shown and described.

DESCRIPTION

FIG. 1 is a bottom front perspective view of a hinge for oral sleep appliance showing our new design;
FIG. 2 is a front view of a hinge for oral sleep appliance thereof;
FIG. 3 is a rear view of a hinge for oral sleep appliance thereof;
FIG. 4 is a top view of a hinge for oral sleep appliance thereof;
FIG. 5 is a bottom view of a hinge for oral sleep appliance thereof;
FIG. 6 is a right side view of a hinge for oral sleep appliance thereof; and,
FIG. 7 is a left side view of a hinge for oral sleep appliance thereof.

1 Claim, 7 Drawing Sheets



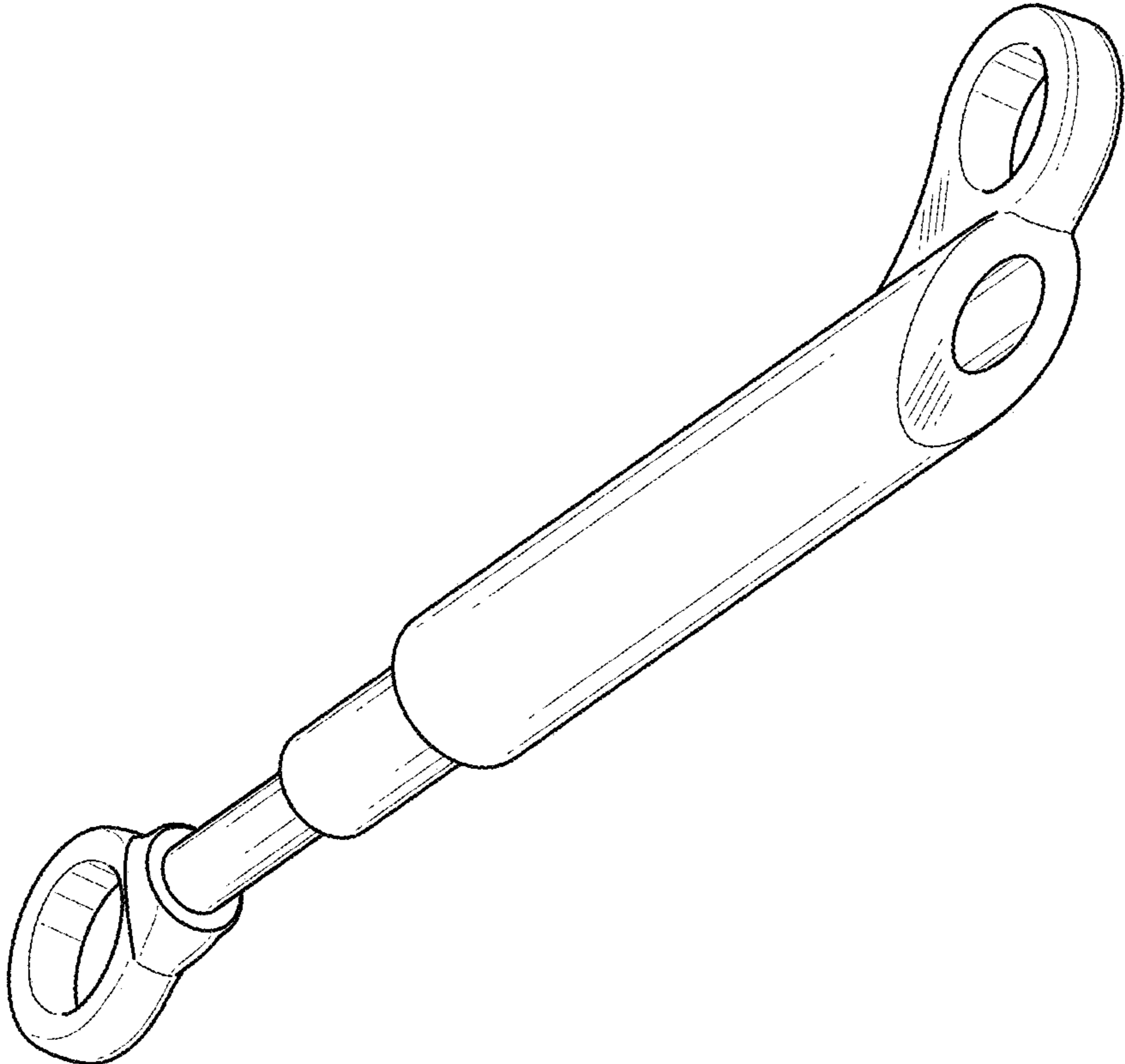


FIG. 1

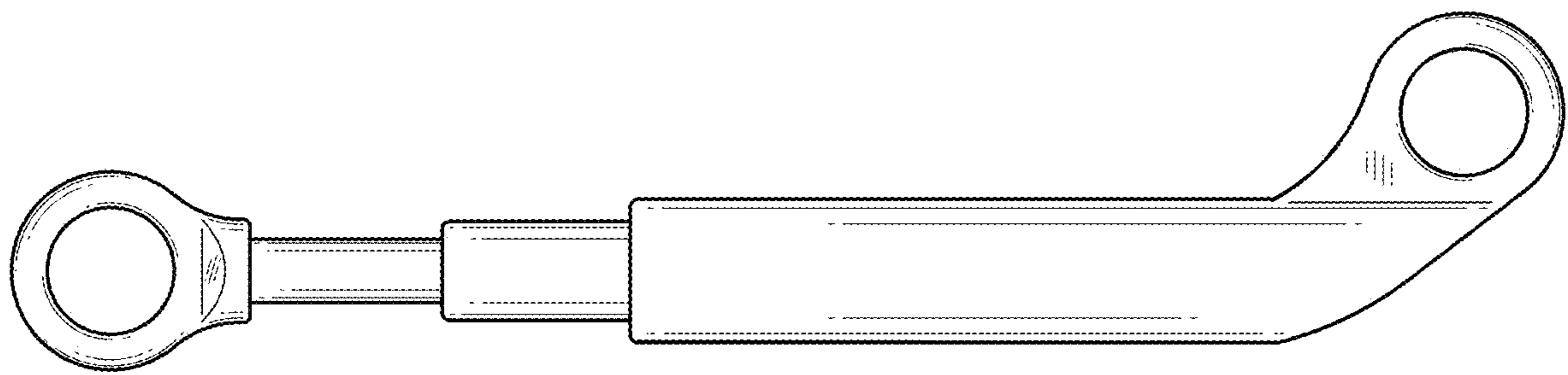


FIG. 2

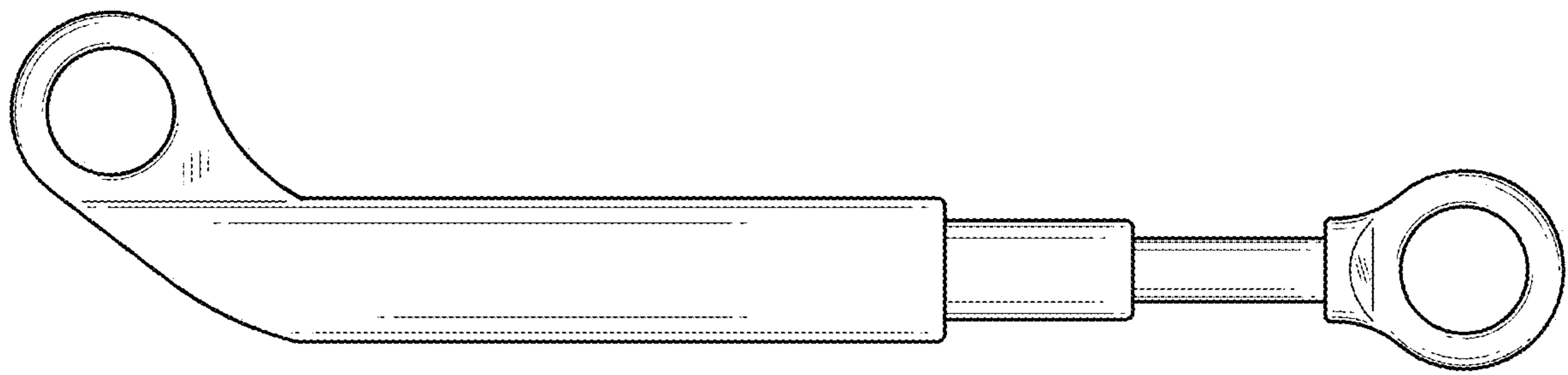


FIG. 3

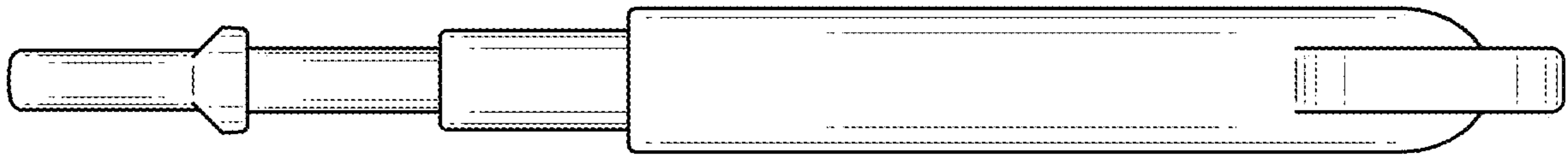


FIG. 4

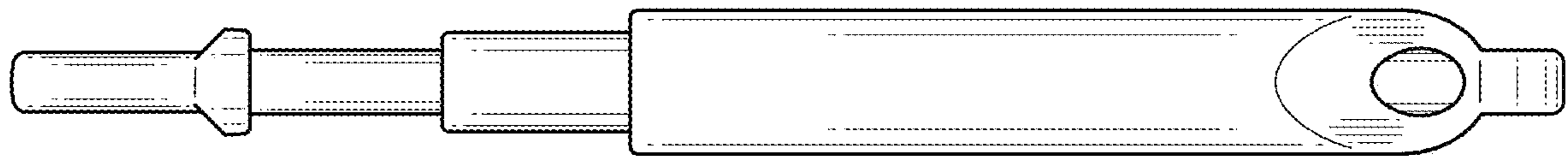


FIG. 5

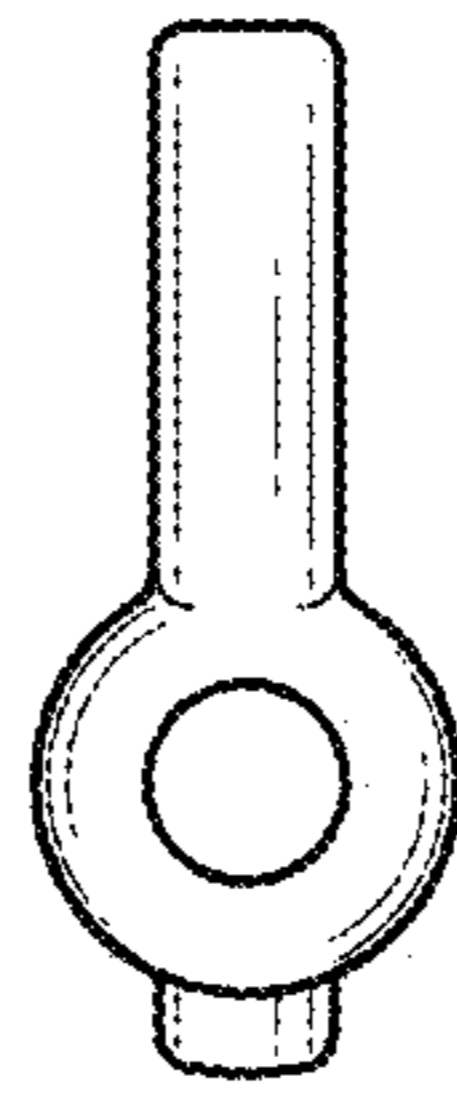


FIG. 6

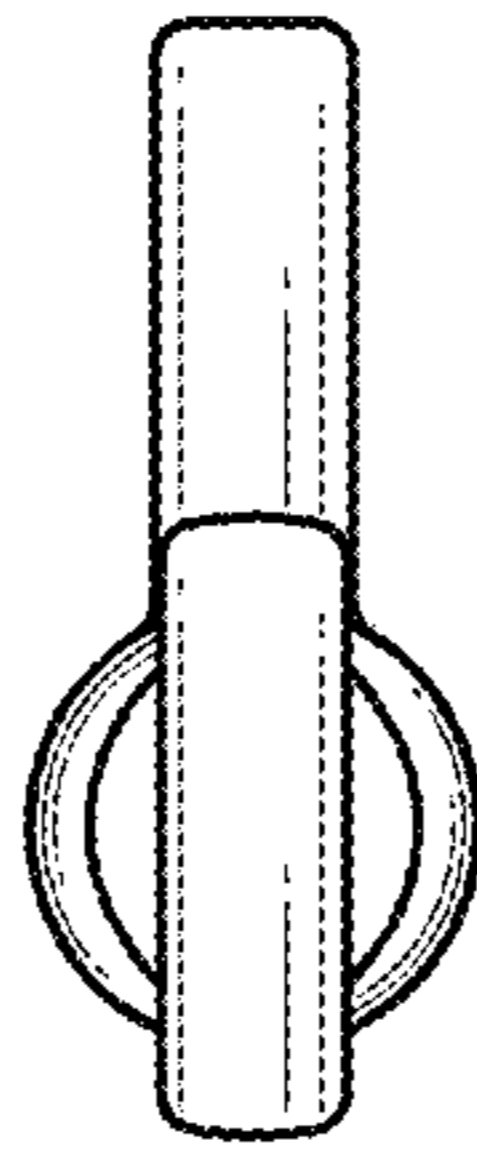


FIG. 7