



US00D950049S

(12) **United States Design Patent** (10) **Patent No.:** **US D950,049 S**
Sanders (45) **Date of Patent:** **** Apr. 26, 2022**

(54) **DIAPER PAD**

(71) Applicant: **Deborah Sanders**, Houston, TX (US)

(72) Inventor: **Deborah Sanders**, Houston, TX (US)

(**) Term: **15 Years**

(21) Appl. No.: **29/754,234**

(22) Filed: **Oct. 8, 2020**

(51) **LOC (13) Cl.** **24-04**

(52) **U.S. Cl.**
USPC **D24/126**

(58) **Field of Classification Search**

USPC D24/124–126, 151, 189, 190–192, 133,
D24/144, 184, 186, 200, 214, 206–208,
D24/215, 111–123; D5/55–63; D6/354;
D29/101.5, 119, 121.1, 124; D2/716, 80,
D2/712–713, 731; D15/121–129,
D15/138–140; D8/70, 354; D7/700
CPC A61F 13/15; A61F 13/64; A61F 13/476;
A61F 13/5611; A61F 13/5633; A61F
13/4704; A61F 13/535; A61F 13/539;
A61F 13/47; A61F 13/531; A61F
2013/16; A61F 2013/4708; A61F 5/455;
A61F 5/4553; A61F 13/2045; A61F 6/06;
A61F 6/08; A61F 6/12; A61F 2/04; A61F
2/005; A61F 2/0009; A61F 2/0027; A61F
2/0036; A61F 2/0045; A61F 13/38; A61F
13/5616; A61F 13/4758; A61F 13/472;
A61B 17/1615; A61B 17/1697; A61B
1/303; A61B 2018/023; A61H 21/00;
A61H 19/00; A61H 19/40; A61H 19/44;
A61J 1/00; A61J 1/05; A61C 19/04;
B01L 2300/0825; B01L 3/5023; B01L
3/5029; C12M 1/30; G01N 33/5302

See application file for complete search history.

(56) **References Cited**

U.S. PATENT DOCUMENTS

4,029,100 A 6/1977 Karami
4,327,732 A * 5/1982 Thinnes A61F 5/4401
604/370
4,829,613 A * 5/1989 Yon A61F 5/01
128/846
D337,638 S * 7/1993 Andrews D24/125
D424,195 S * 5/2000 Talon D24/124
6,083,211 A 7/2000 DesMarais
D483,866 S * 12/2003 Pollard D24/125
6,824,535 B2 * 11/2004 Kolby-Falk A61F 13/5611
604/385.03
D604,424 S * 11/2009 Coubetergues D24/189
8,202,264 B1 * 6/2012 Pettit A61F 13/494
604/396
D690,901 S * 10/2013 Wexler D2/712
D723,176 S * 2/2015 Igwebuike D24/189
D726,394 S * 4/2015 Watson D2/857
D727,662 S * 4/2015 Lazaroff D6/603
D802,754 S 11/2017 Borrero

(Continued)

FOREIGN PATENT DOCUMENTS

WO WO2007110830 10/2007

Primary Examiner — Samantha Q Lawrence

Assistant Examiner — Holly M Rodriguez

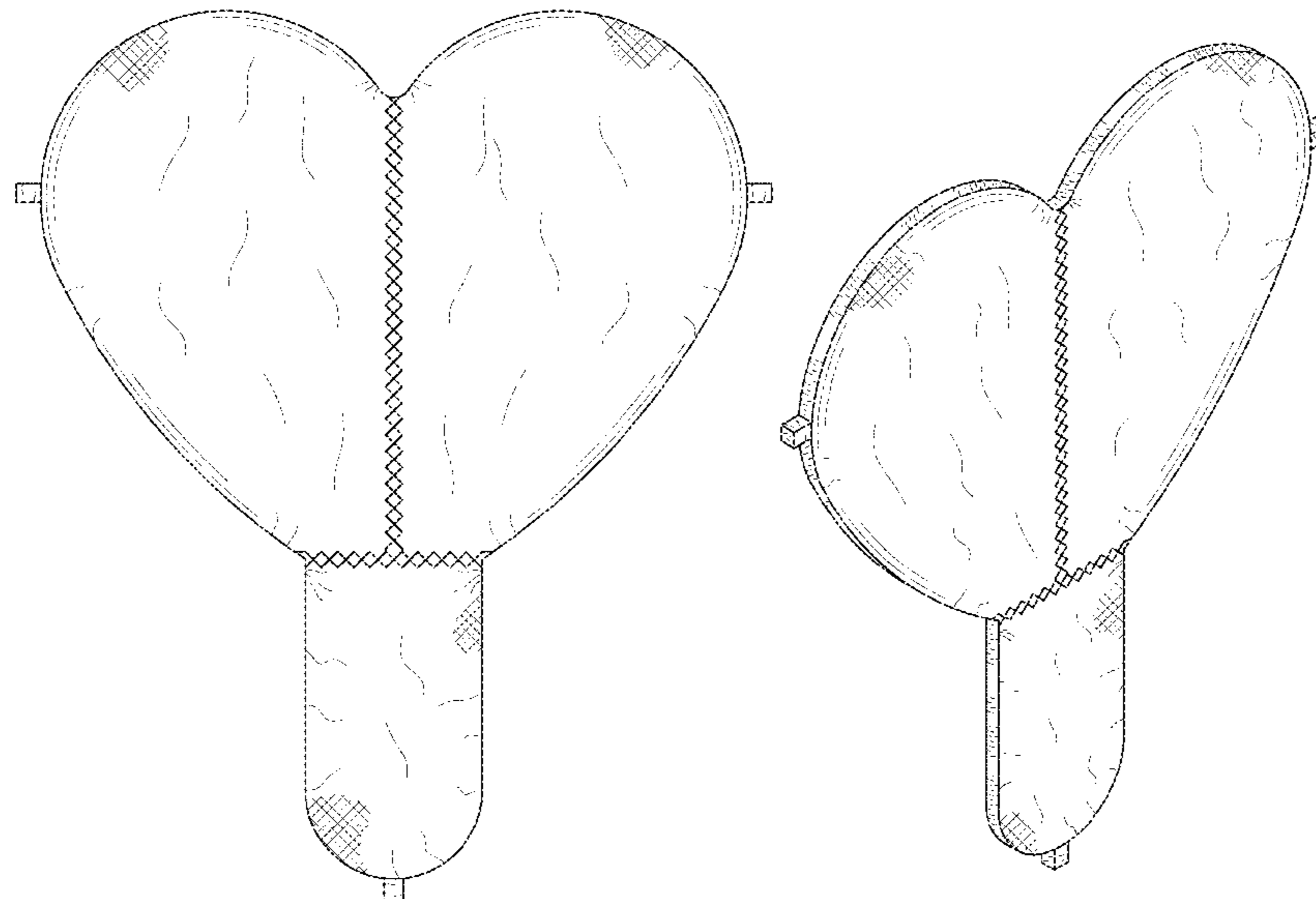
(57) **CLAIM**

The ornamental design for a diaper pad, as shown and described.

DESCRIPTION

FIG. 1 is a front view of a diaper pad showing my new design;
FIG. 2 is a rear view of the diaper pad;
FIG. 3 is a right side view of the diaper pad;
FIG. 4 is a left side view of the diaper pad;
FIG. 5 is a top view of the diaper pad;
FIG. 6 is a bottom view of the diaper pad; and,
FIG. 7 is a top front side perspective view of the diaper pad.

1 Claim, 5 Drawing Sheets



(56)

References Cited

U.S. PATENT DOCUMENTS

D818,578 S *	5/2018	Stahl	D24/124
10,245,190 B2	4/2019	Zilm	
2003/0114805 A1	6/2003	Rainville-Lonn	
2010/0095442 A1 *	4/2010	Kuipers	A41D 1/084 2/466
2012/0296293 A1	11/2012	Clifford	

* cited by examiner

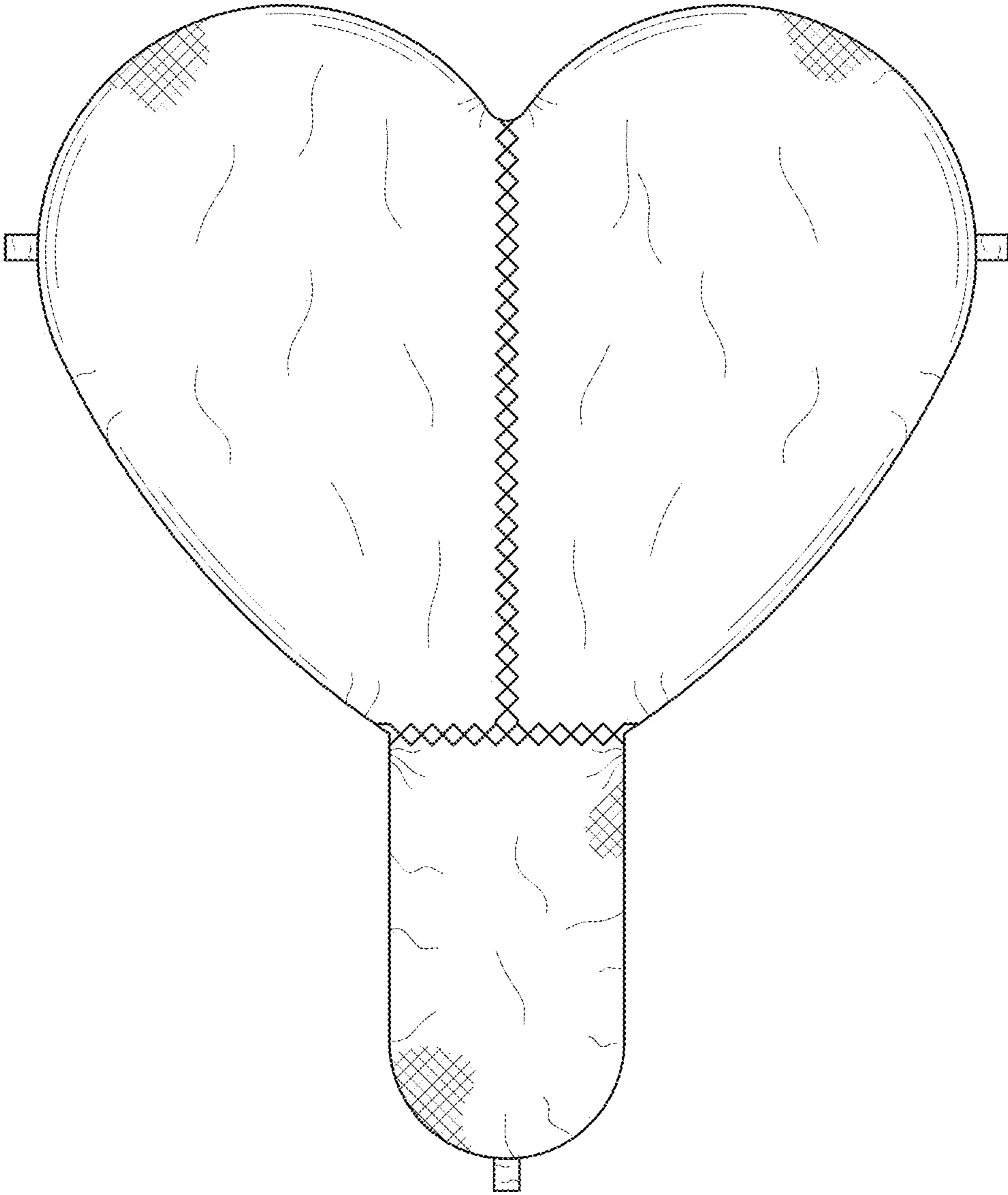


FIG. 1

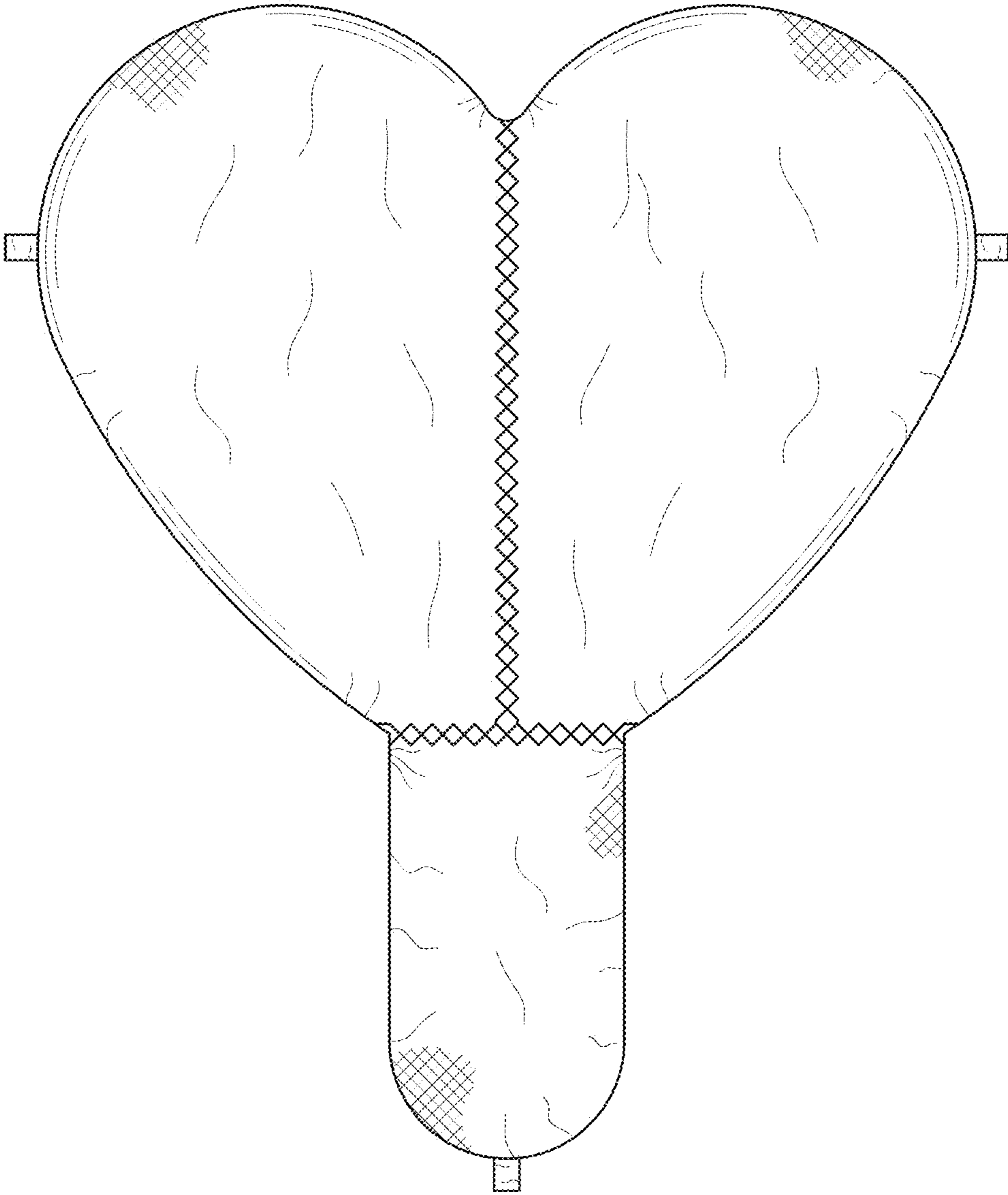


FIG. 2

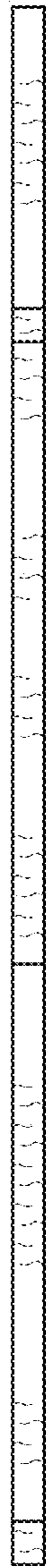


FIG. 3



FIG. 4

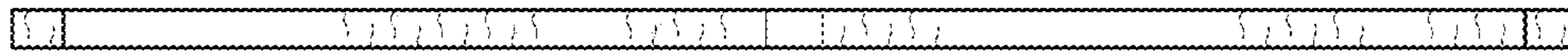


FIG. 5



FIG. 6

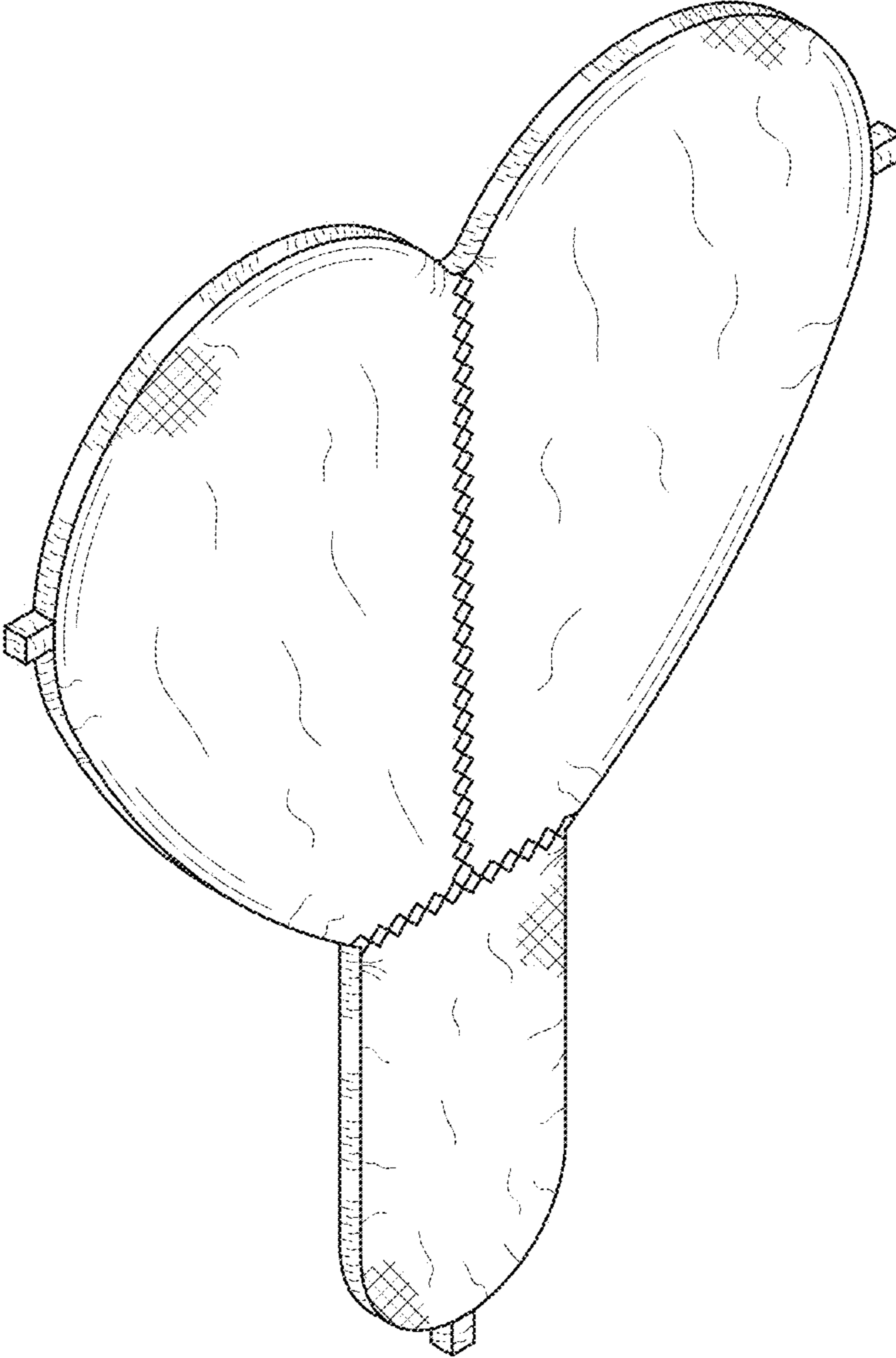


FIG. 7