



US00D950034S

(12) **United States Design Patent**  
**Peng**

(10) **Patent No.:** **US D950,034 S**

(45) **Date of Patent:** **\*\* Apr. 26, 2022**

(54) **AIR PURIFIER**

(71) Applicant: **AUKEY TECHNOLOGY CO., LTD,**  
Shenzhen (CN)

(72) Inventor: **Wei Peng,** Shenzhen (CN)

(73) Assignee: **AUKEY TECHNOLOGY CO., LTD,**  
Shenzhen (CN)

(\*\*) Term: **15 Years**

(21) Appl. No.: **29/767,356**

(22) Filed: **Jan. 21, 2021**

(51) **LOC (13) Cl.** ..... **23-04**

(52) **U.S. Cl.**  
USPC ..... **D23/364**

(58) **Field of Classification Search**  
USPC ..... D23/355-366, 352, 369, 332, 333, 335,  
D23/336, 342, 351; 422/120, 122;  
55/356, 473, 504; 96/97; 261/DIG. 17,  
261/DIG. 65, DIG. 88, DIG. 31  
CPC .. A61L 9/16; A61L 9/22; B01D 47/00; B01D  
47/027; B01D 2221/02; B01D 2259/4508;  
B03C 3/155; B03C 3/368; F24F 3/16;  
F24F 13/20; F24F 13/28  
See application file for complete search history.

(56) **References Cited**

**U.S. PATENT DOCUMENTS**

D865,149 S	*	10/2019	Lin	.....	D23/364
D882,056 S	*	4/2020	Baillie	.....	D23/364
D886,975 S	*	6/2020	Yang	.....	D23/364
D905,220 S	*	12/2020	Farone	.....	D23/364
D905,841 S	*	12/2020	Cao	.....	D23/364
D906,501 S	*	12/2020	Lim	.....	D23/364

D912,795 S	*	3/2021	Wang	.....	D23/364
D918,371 S	*	5/2021	Zeng	.....	D23/364
D925,716 S	*	7/2021	Qin	.....	D23/356
D935,591 S	*	11/2021	Xu	.....	D23/364
D938,565 S	*	12/2021	Yang	.....	D23/364
D938,566 S	*	12/2021	Yang	.....	D23/364
D942,604 S	*	2/2022	Yang	.....	D23/364

\* cited by examiner

*Primary Examiner* — David G Muller

(57) **CLAIM**

The ornamental design for an air purifier, as shown and described.

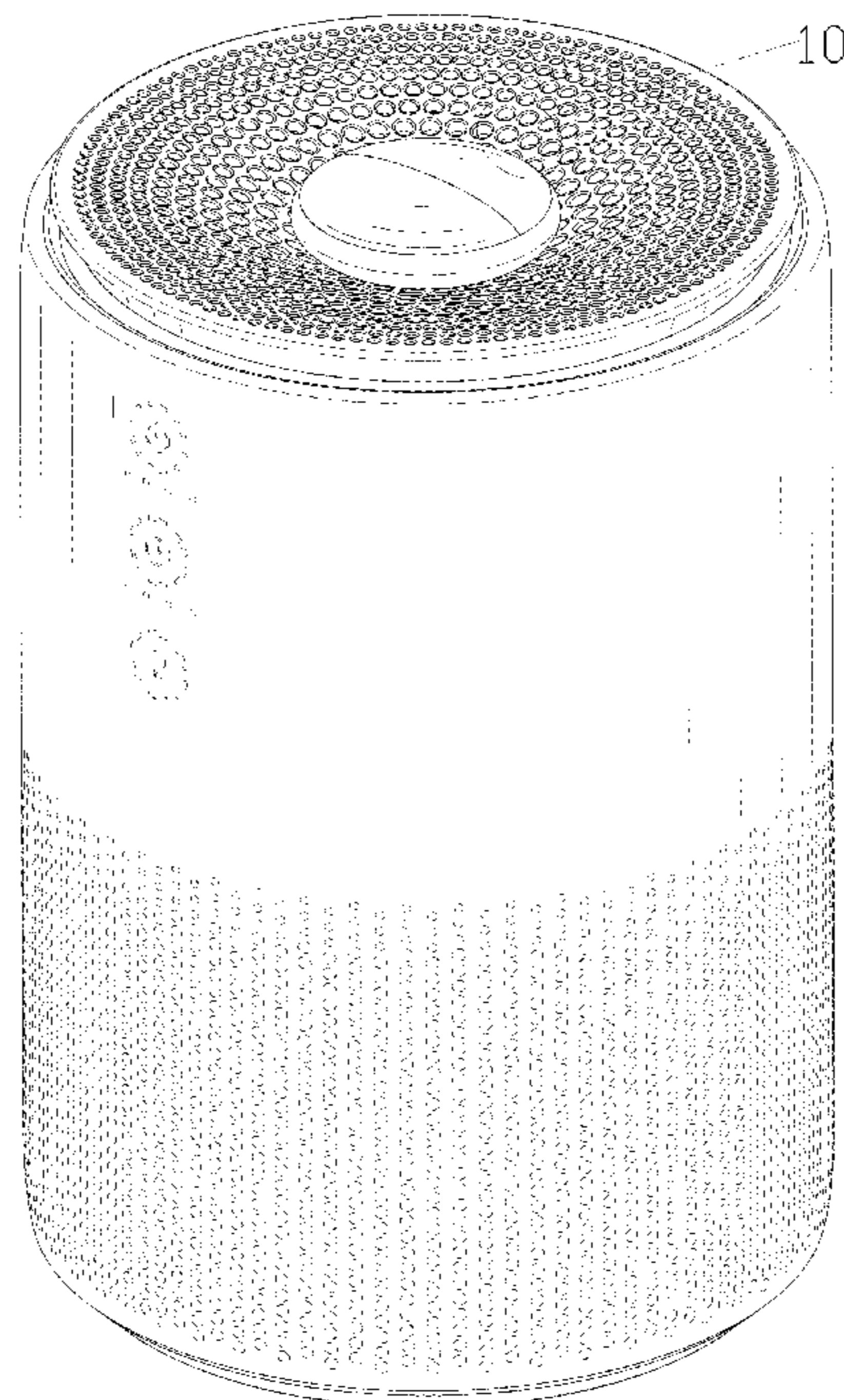
**DESCRIPTION**

FIG. 1 is a perspective view of an air purifier showing the claimed design in accordance with the present disclosure; FIG. 2 is a second perspective view thereof; FIG. 3 is a front elevational view thereof; FIG. 4 is a rear elevational view thereof; FIG. 5 is a left side elevational view thereof; FIG. 6 is a right side elevational view thereof; FIG. 7 is a top plan view thereof; FIG. 8 is a bottom plan view thereof; FIG. 9 is a perspective view of the air purifier, wherein a fragrance box of the air purifier is separated from a body of the air purifier; and, FIG. 10 is an enlarged view of an encircle portion 10 in FIG. 1.

The broken lines in the Figures are for the purpose of illustrating portions of the article that form no part of the claimed design.

The dash-broken lines encircling portions of the claimed design that are illustrated in enlargements form no part of the claimed design.

**1 Claim, 10 Drawing Sheets**



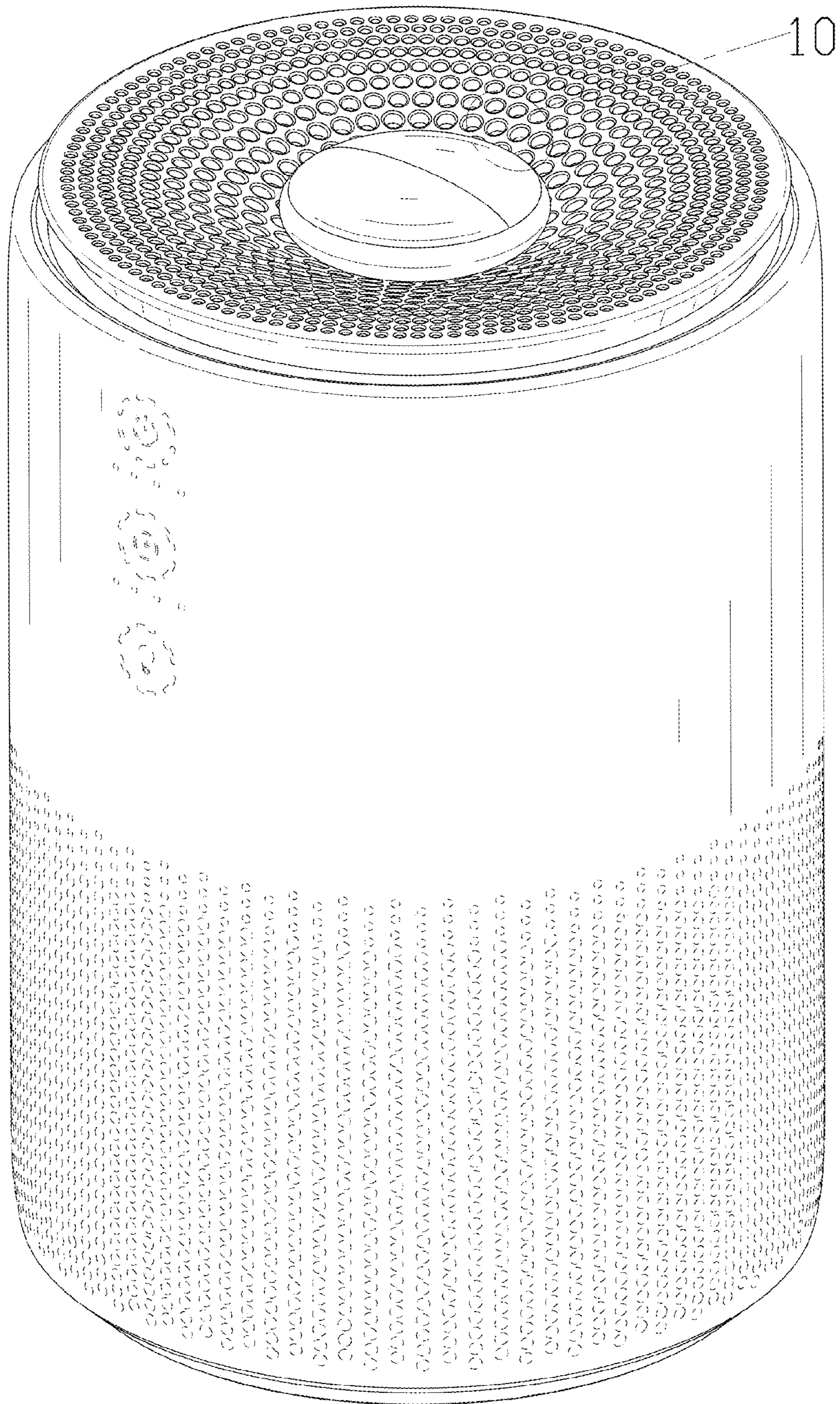


FIG. 1

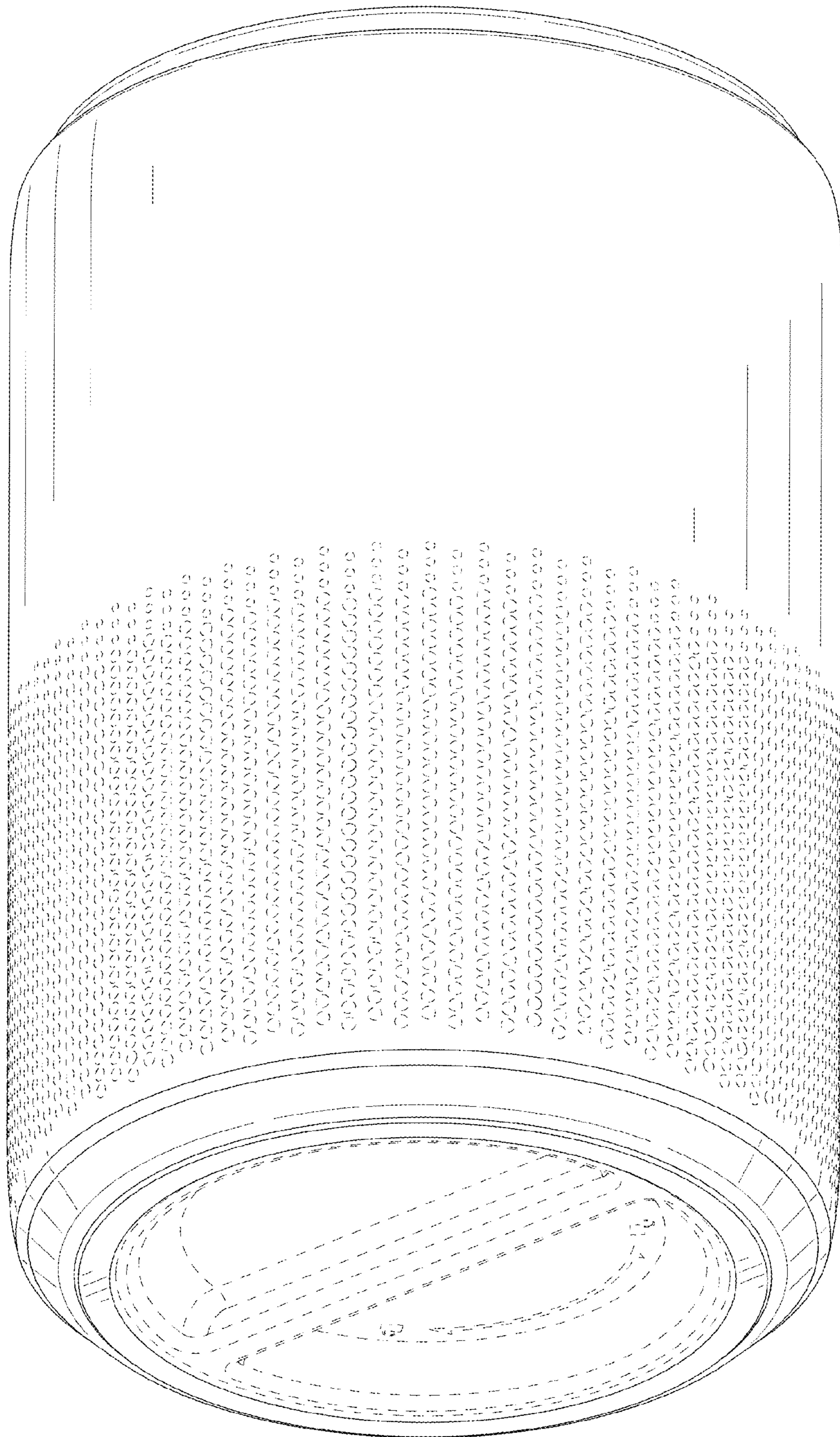


FIG. 2




FIG. 3




FIG. 4




FIG. 5




FIG. 6

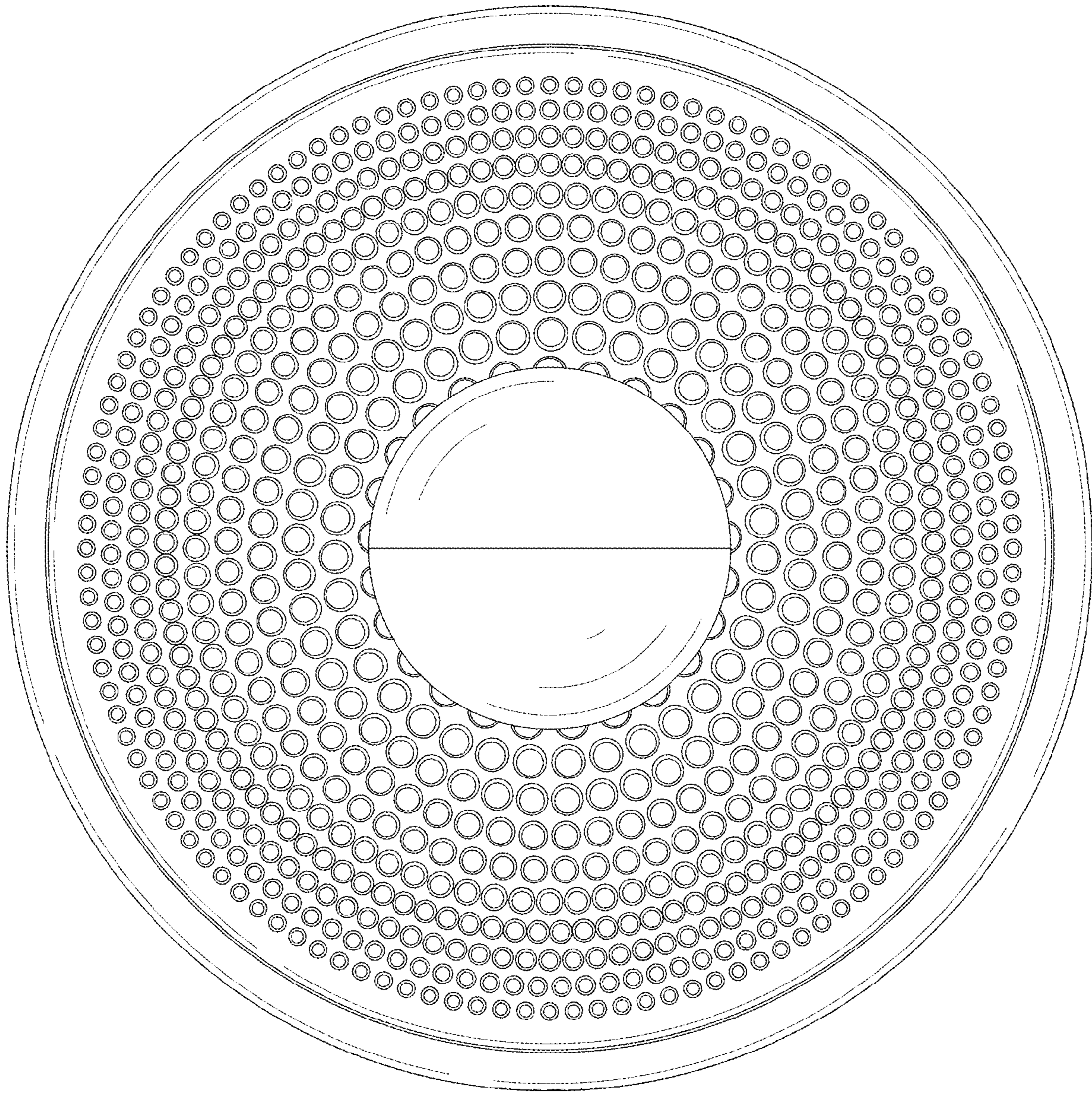


FIG. 7



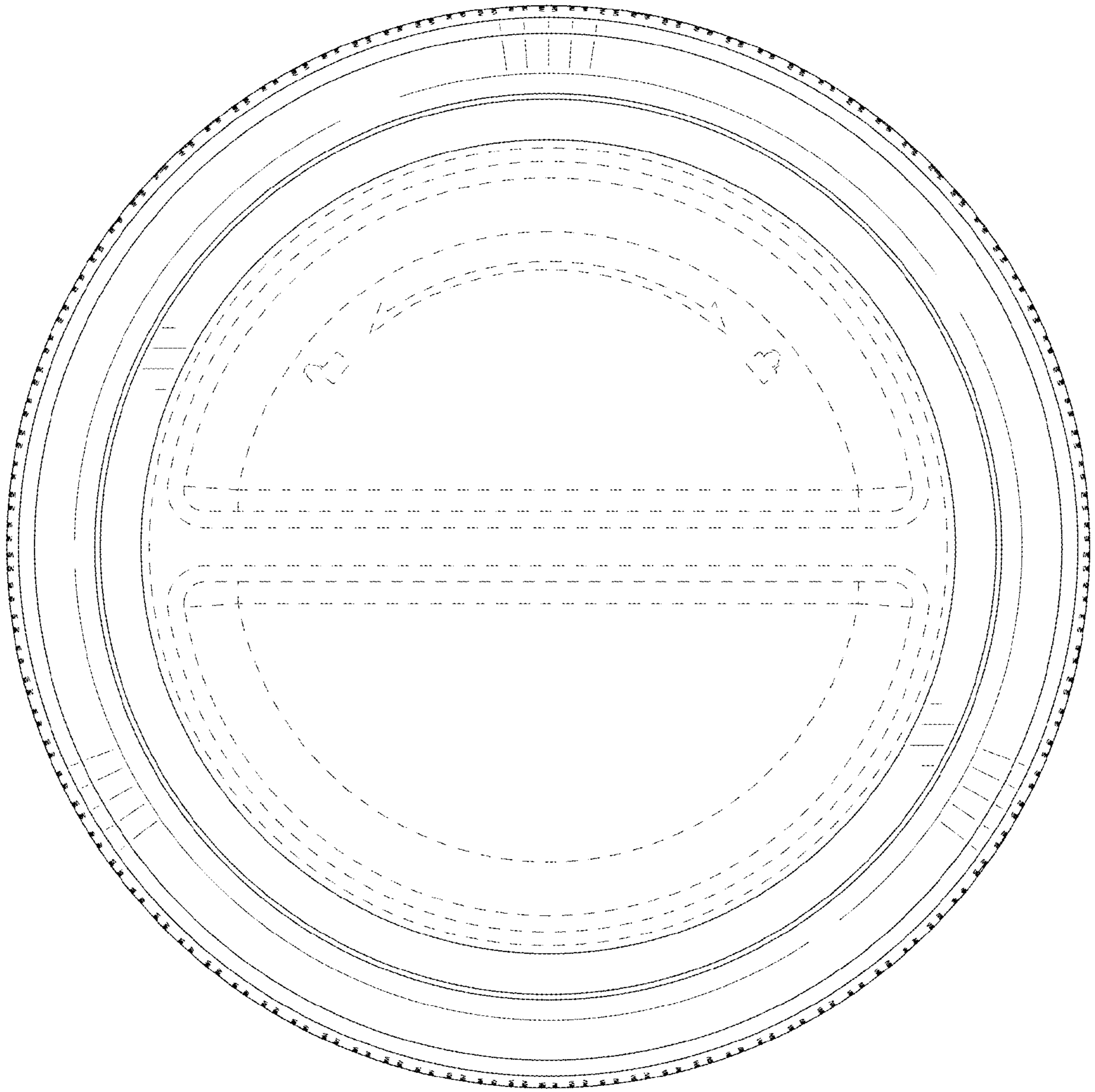


FIG. 8

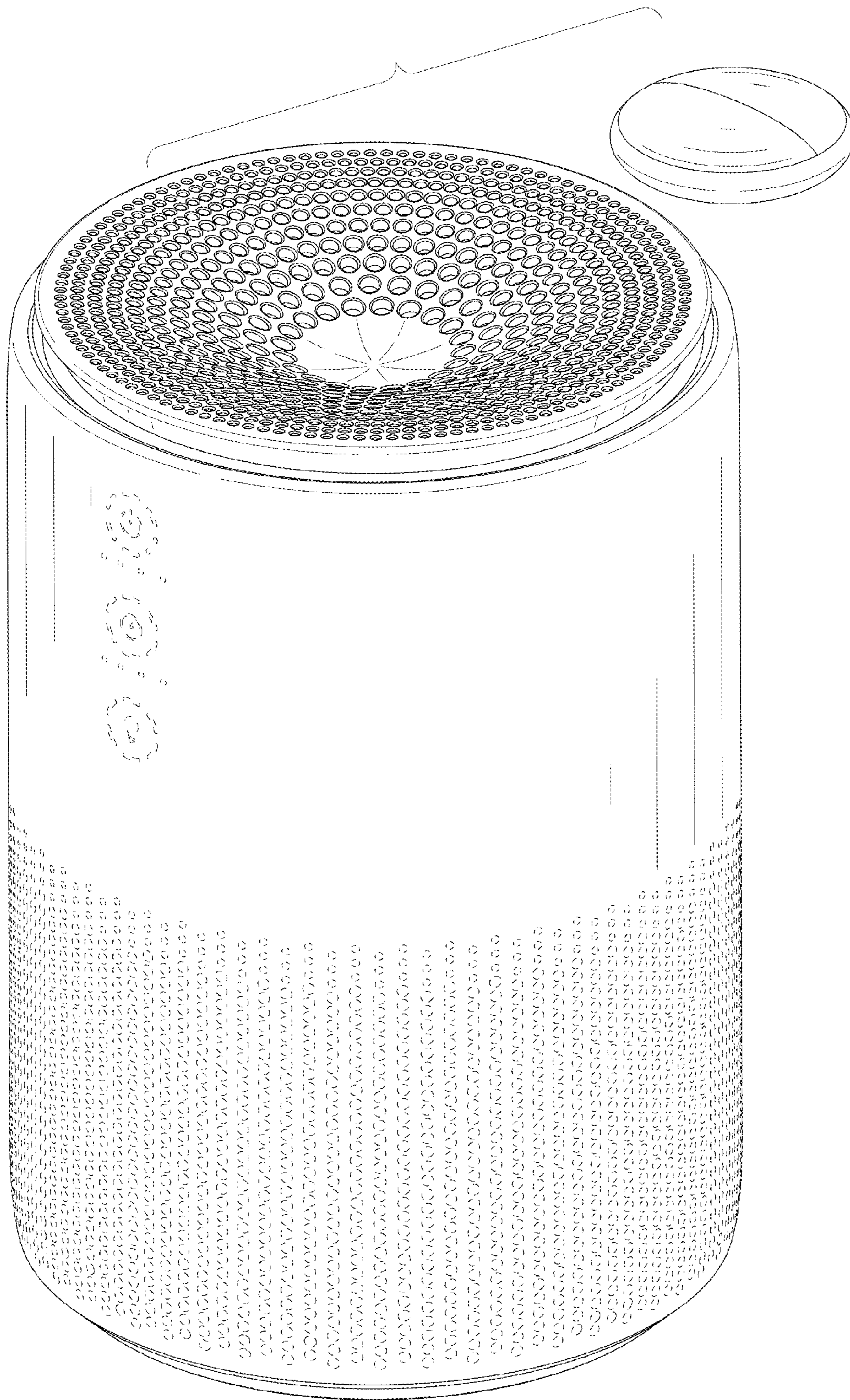


FIG. 9

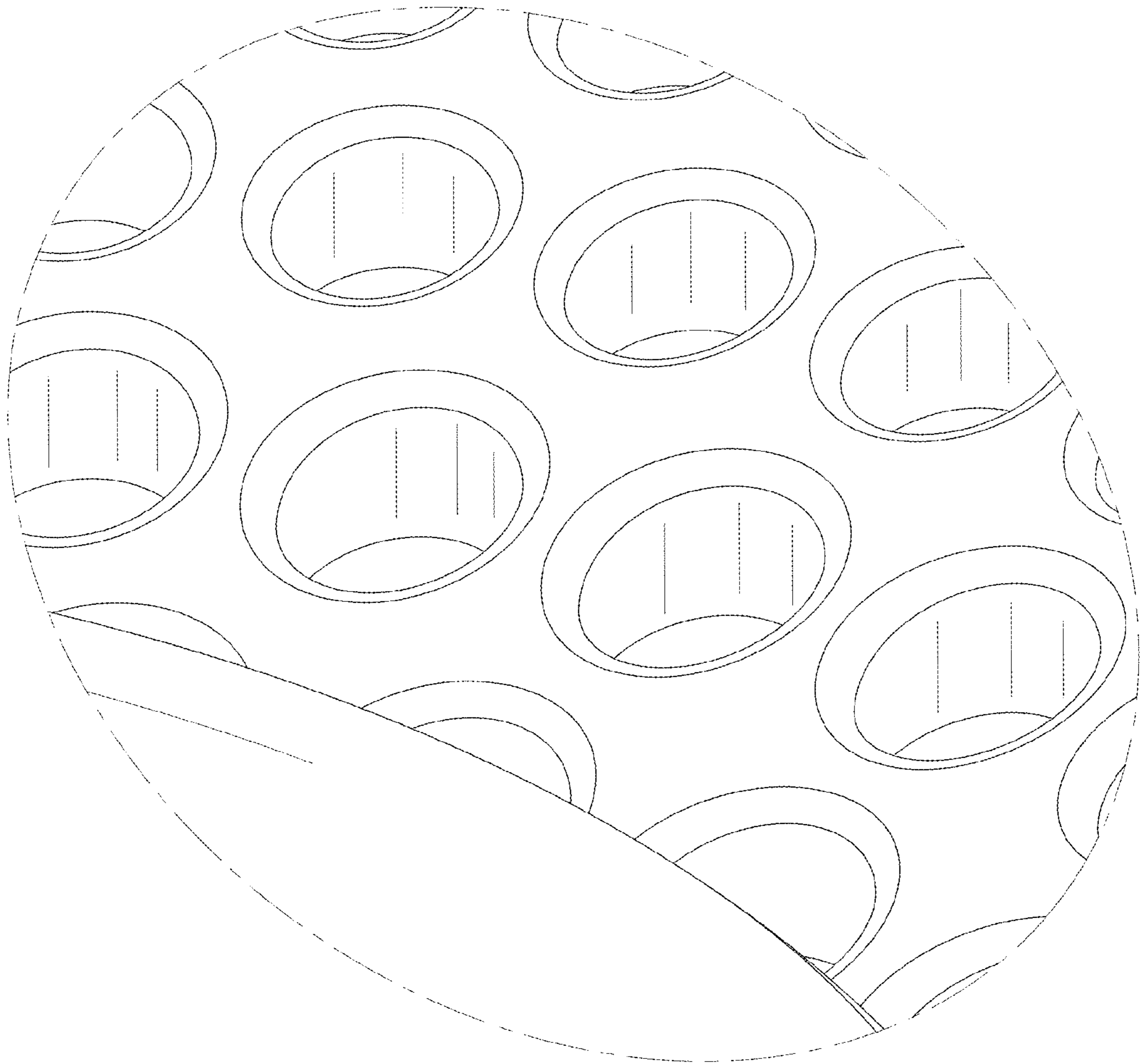


FIG. 10